



BILANT  
31.12.2021

pag.: 1 - lei -

| COD    | DENUMIRE INDICATORI  | SOLD LA<br>INCEPUTUL<br>PERIOADEI | SOLD LA<br>SFARSITUL<br>PERIOADEI |
|--------|--|-----------------------------------|-----------------------------------|
| 01003  | 1.Active fixe necorporale (ct.2030000+2050000+2060000+                     |                                   |                                   |
| 01003  | 2080100+2080200+2330000-2800300-2800500-                                   |                                   |                                   |
| 01003  | 2800801-2800809-2900400-2900500-2900801-2900809-                           |                                   |                                   |
| 01003  | 2930100*)  | 4.061.901                         | 2.991.156                         |
| 01004  | 2.Instalatii tehnice, mijloace de transport, animale, plantatii, mobilier, |                                   |                                   |
| 01004  | aparatura birotica si alte active corporale (ct.2130100+2130200+           |                                   |                                   |
| 01004  | 2130300+2130400+2140000+2310000-2810301-                                   |                                   |                                   |
| 01004  | 2810302-2810303-2810304-2810400-2910301-                                   |                                   |                                   |
| 01004  | 2910302-2910303-2910304-2910400-2930200*)                                  | 30.321.514                        | 35.782.874                        |
| 01005  | 3.Terenuri si cladiri (ct.2110100+2110200+2120101+2120102+2120201+         |                                   |                                   |
| 01005  | 2120301+2120401+2120501+2120601+2120901+2310000-2810100-                   |                                   |                                   |
| 01005  | 2810201-2810202-2810203-2810204-2810205-2810206-                           |                                   |                                   |
| 01005  | 2810207-2810208-2910100-2910201-2910202-2910203-                           |                                   |                                   |
| 01005  | 2910204-2910205-2910206-2910207-2910208-2930200)                           | 4.423.878.324                     | 4.803.499.625                     |
| 01007  | 5.Active financiare necurente (investitii pe termen lung) peste un an      |                                   |                                   |
| 01007  | (ct.2600100+2600200+2600300+2650000+2670201+2670202+                       |                                   |                                   |
| 01007  | 2670203+2670204+2670205+2670208-2960101-2960102-                           |                                   |                                   |
| 01007  | 2960103-2960200), din care:  | 7.686.650                         | 7.686.650                         |
| 01008  | Titluri de participare (ct.2600100+2600200+2600300-2960101                 |                                   |                                   |
| 01008  | -2960102-2960103)  | 7.685.807                         | 7.685.807                         |
| 01009  | 6.Creante necurente - sume ce urmeaza a fi incasate dupa o perioada        |                                   |                                   |
| 01009  | mai mare de un an (ct.4110201+4110208+4130200+4280202+                     |                                   |                                   |
| 01009  | 4610201+4610209-4910200-4960200) din care:                                 | 1.338.218                         | 1.922.777                         |
| 01010  | Creante comerciale necurente - sume ce urmeaza a fi incasate dupa          |                                   |                                   |
| 01010  | o perioada mai mare de un an (ct.4110201+4110208+4130200+                  |                                   |                                   |
| 01010  | 4610201-4910200-4960200)   | 424.340                           | 1.084.505                         |
| 01015  | 7.TOTAL ACTIVE NECURENTE (rd.03+04+05+06+07+09)                            | 4.467.286.607                     | 4.851.883.082                     |
| 01019  | 1.Stocuri (ct.3010000+3020100+3020200+3020300+3020400+                     |                                   |                                   |
| 01019  | 3020500+3020600+3020700+3020800+3020900+3030100+3030200+                   |                                   |                                   |
| 01019  | 3040100+3040200+3050100+3050200+3070000+3090000+3310000+                   |                                   |                                   |
| 01019  | 3320000+3410000+3450000+3460000+3470000+3490000+3510100+                   |                                   |                                   |
| 01019  | 3510200+ 3540100+3540500+ 3540600+3560000+3570000+3580000+                 |                                   |                                   |
| 01019  | 3590000+3610000+3710000+3810000+/-3480000+/-3780000-                       |                                   |                                   |
| 01019  | 3910000-3920100-3920200-3920300-3930000-3940100-3940500-                   |                                   |                                   |
| 01019  | 3940600-3950100-3950200-3950300-3950400-3950600-3950700-                   |                                   |                                   |
| 01019  | 3950800-3960000-3970100-3970200-3970300-3980000-4420803)                   | 71.775.414                        | 83.213.224                        |
| 01021  | Creante din operatiuni comerciale, avansuri si alte decontari (ct.2320000+ |                                   |                                   |
| 01021  | 2340000+4090101+4090102+4110101+4110108+4130100+4180000+                   |                                   |                                   |
| 01021  | 4250000+4280102+4610101+4610109+4730109**+4810101+4810102+                 |                                   |                                   |
| 01021  | 4810103+4810900+4830000+4840000+4890101+                                   |                                   |                                   |
| 01021  | 4890301-4910100-4960100+5120800) din care:                                 | 265.166.594                       | 307.383.648                       |
| 01022  | Creante comerciale si avansuri (ct.2320000+2340000+4090101+                |                                   |                                   |
| 01022  | 4090102+4110101+4110108+4130100+4180000+4610101-                           |                                   |                                   |
| 01022  | 4910100- 4960100),din care:  | 8.669.158                         | 17.621.843                        |
| 010221 | Avansuri acordate(ct.2320000+2340000+4090101+4090102)                      | 30.477                            | 10.312.343                        |
| 01023  | Creante bugetare (ct.4310100**+4310200**+4310300**+4310400**+              |                                   |                                   |
| 01023  | 4310500**+4310600**+4310700**+4370100**+4370200**+4370300**                |                                   |                                   |
| 01023  | +4420400+4420802+4440000**+4460100**+4460200**+                            |                                   |                                   |
| 01023  | 4480200+4610102+4610104+4630000+ 4640000+4650100+4650200                   |                                   |                                   |



| COD    | DENUMIRE INDICATORI   | SOLD LA INCEPUTUL PERIOADEI | SOLD LA SFARSITUL PERIOADEI |
|--------|---|-----------------------------|-----------------------------|
| 01023  | +4660401+4660402+4660500+4660900+4810101***+4810102**+                    |                             |                             |
| 01023  | 4810103**+4810900**-4970000), din care:                                   | 245.742.484                 | 221.995.797                 |
| 01024  | Creantele bugetului general consolidat (ct.4630000+4640000+4650100+       |                             |                             |
| 01024  | 4650200+4660401+4660402+4660500+4660900-4970000)                          | 227.906.479                 | 221.677.994                 |
| 01025  | Creante din operatiuni cu fonduri externe nerambursabile si fonduri de    |                             |                             |
| 01025  | la buget (ct.4500100+4500300+4500501+4500502+4500503+4500504+             |                             |                             |
| 01025  | 4500505+4500700+4510100+4510300+4510500+4530100+4540100+                  |                             |                             |
| 01025  | 4540301+4540302+4540501+4540502+4540503+4540504+4550100+                  |                             |                             |
| 01025  | 4550301+4550302+4550303+4560100+4560303+4560309+4570100+                  |                             |                             |
| 01025  | 4570201+4570202+4570203+4570205+4570206+4570209+4570301+                  |                             |                             |
| 01025  | 4570302+4570309+4580100+4580301+4580302+4610103+4730103**+                |                             |                             |
| 01025  | 4740000+4760000), din care:   | 19.561.275                  | 10.205.976                  |
| 01030  | Total creante curente (rd.21+23+25+27)                                    | 530.470.353                 | 539.585.421                 |
| 01033  | Conturi la trezorerie, casa in lei.                                       |                             |                             |
| 01033  | (ct.5100000+5120101+5120501+5130101+                                      |                             |                             |
| 01033  | 5130301+5130302+5140101+5140301+5140302+5150101+5150103+5150              |                             |                             |
| 01033  | 301   |                             |                             |
| 01033  | +5150500+5150600+5160101+5160301+5160302+5170101+5170301+51               |                             |                             |
| 01033  | 70302   |                             |                             |
| 01033  | +5200100+5210100+5210300+5230000+5250101+5250102+5250301+52               |                             |                             |
| 01033  | 50302   |                             |                             |
| 01033  | +5250400+5260000+5270000+5280000+5290101+5290201+5290301+52               |                             |                             |
| 01033  | 90400   |                             |                             |
| 01033  | +5290901+5310101+5410101+5500101+5520000+5550101+5550400+55               |                             |                             |
| 01033  | 70101   |                             |                             |
| 01033  | +5580101+5580201+5590101+5600101+5600300+5600401+5610101+56               |                             |                             |
| 01033  | 10300   |                             |                             |
| 01033  | +5620101+5620300+5620401+5710100+5710300+5710400+5740101+57               |                             |                             |
| 01033  | 40102   |                             |                             |
| 01033  | +5740301+5740302+5740400+5750100+5750300+5750400-7700000)                 | 10.714.543                  | 9.273.698                   |
| 010331 | Dobanda de incasat,alte valori,avansuri de trezorerie                     |                             |                             |
| 010331 | (ct.5180701+5320100+  |                             |                             |
| 010331 | 5320200+5320300+5320400+5320500+5320600+5320800+5420100)                  | 534.060                     | 530.160                     |
| 01035  | Conturi la institutii de credit, BNR, casa in valuta (ct.5110101+5110102+ |                             |                             |
| 01035  | 5120102+5120402+5120502+5130102+5130202+5140102+5140202+                  |                             |                             |
| 01035  | 5150102+5150202+5150302+5160102+5160202+5170102+5170202+                  |                             |                             |
| 01035  | 5290102+5290202+5290302+5290902+5310402+5410102+5410202+                  |                             |                             |
| 01035  | 5500102+5550102+5550202+5570202+5580102+5580202+5580302+                  |                             |                             |
| 01035  | 5580303+5590102+5590202+5600102+5600103+5600402+5610102+                  |                             |                             |
| 01035  | 5610103+5620102+5620103+5620402)  | 66.020.321                  | 65.531.482                  |
| 01040  | Total disponibilitati si alte valori (rd.33+33.1+35+35.1)                 | 77.268.924                  | 75.335.340                  |
| 01042  | 6.Cheltuieli in avans (ct.4710000)  |                             | 149.780                     |
| 01045  | 7.TOTAL ACTIVE CURENTE (rd.19+30+31+40+41+41.1+42)                        | 679.514.691                 | 698.283.765                 |
| 01046  | 8.TOTAL ACTIVE (rd.15+45)   | 5.146.801.298               | 5.550.166.847               |
| 01052  | 1.Sume necurente - sume ce urmeaza a fi platite dupa o perioada           |                             |                             |
| 01052  | mai mare de un an (ct.2690200+4010200+4030200+4040200+                    |                             |                             |
| 01052  | 4050200+4280201+4620201+4620209+5090000), din care:                       | 1.012.790                   | 976.172                     |
| 01053  | Datorii comerciale (ct.4010200+4030200+4040200+4050200+                   |                             |                             |
| 01053  | 4620201)  | 779.500                     | 717.968                     |
| 01054  | 2.Imprumuturi pe termen lung (ct.1610200+1620200+1630200+                 |                             |                             |
| 01054  | 1640200+1650200+1660201+1660202+1660203+1660204+                          |                             |                             |
| 01054  | 1670201+1670202+1670203+1670208+1670209-1690200)                          | 1.080.608.880               | 1.200.260.719               |



| COD    | DENUMIRE INDICATORI  | SOLD LA<br>INCEPUTUL<br>PERIOADEI | SOLD LA<br>SFARSITUL<br>PERIOADEI |
|--------|--|-----------------------------------|-----------------------------------|
| 01055  | 3.Provizioane (ct.1510201+1510202+1510203+1510204+1510208)   | 6.518                             | 6.518                             |
| 01058  | TOTAL DATORII NECURENTE (rd.52+54+55)  | 1.081.628.188                     | 1.201.243.409                     |
| 01060  | 1.Datorii comerciale, avansuri si alte decontari (ct.2690100+4010100+  |                                   |                                   |
| 01060  | 4030100+4040100+4050100+4080000+4190000+4620101+4620109+   |                                   |                                   |
| 01060  | 4730109+4810101+4810102+4810103+4810900+4830000+   |                                   |                                   |
| 01060  | 4840000+4890201+5090000+5120800), din care:  | 427.278.540                       | 457.834.410                       |
| 01061  | Datorii comerciale si avansuri (ct.4010100+4030100+4040100+  |                                   |                                   |
| 01061  | 4050100+4080000+4190000+4620101), din care:  | 174.506.673                       | 196.210.343                       |
| 01062  | 2.Datorii catre bugete   |                                   |                                   |
|        | (ct.4310100+4310200+4310300+4310400+4310500+   |                                   |                                   |
| 01062  | 4310600+4310700+4370100+4370200+4370300+4400000+4410000+   |                                   |                                   |
| 01062  | 4420300+4420801+4440000+4460100+4460200+4480100+4550501+   |                                   |                                   |
| 01062  | 4550502+4550503+4620109+4670100+4670200+4670300+4670400+   |                                   |                                   |
| 01062  | 4670500+4670900+4730109+4810900),din care:   | 71.798.367                        | 63.697.346                        |
| 010631 | Contributii sociale (ct.4310100+4310200+4310300+4310400+4310500+   |                                   |                                   |
| 010631 | 4310600+4310700+4370100+4370200+4370300)   | 19.313.490                        | 9.856.244                         |
| 01065  | 3.Datorii din operatiuni cu Fonduri externe nerambursabile si fonduri de   |                                   |                                   |
| 01065  | la buget,alte datorii catre alte organisme internationale (ct.4500200+   |                                   |                                   |
| 01065  | 4500400+4500600+4510200+4510401+4510402+4510409+4510601+   |                                   |                                   |
| 01065  | 4510602+4510603+4510605+4510606+4510609+4520100+4520200+   |                                   |                                   |
| 01065  | 4530200+4540200+4540401+4540402+4540601+4540602+4540603+   |                                   |                                   |
| 01065  | 4550200+4550401+4550402+4550403+4550404+4550409+4560400+   |                                   |                                   |
| 01065  | 4580401+4580402+4580501+4580502+4590000+4620103+4730103+   |                                   |                                   |
| 01065  | 4760000)   | 640.159                           | 5.090.746                         |
| 01072  | 6.Salariile angajatilor (ct.4210000+4230000+4260000+4270100+4270300+   |                                   |                                   |
| 01072  | 4280101)   | 8.748.036                         | 8.445.031                         |
| 01073  | 7.Alte drepturi cuvenite altor categorii de persoane (pensii, indemnizatii de  |                                   |                                   |
| 01073  | somaj, burse) (ct.4220100+4220200+4240000+4260000+4270200+   |                                   |                                   |
| 01073  | 4270300+4290000+4380000), din care:  | 186.238                           | 354.880                           |
| 01074  | 8.Venituri in avans (ct.4720000)   | 8.290                             | 8.290                             |
| 01075  | 9.Provizioane (ct.1510101+1510102+1510103+1510104+1510108)   | 6.930                             | 45.142                            |
| 01078  | 10.TOTAL DATORII CURENTE (rd.60+62+65+70+71+72+73+74+75)   | 508.666.560                       | 535.475.845                       |
| 01079  | 11.TOTAL DATORII (rd.58+78)  | 1.590.294.748                     | 1.736.719.254                     |
| 01080  | 12.ACTIVE NETE = TOTAL ACTIVE - TOTAL DATORII =  |                                   |                                   |
|        | CAPITALURI   |                                   |                                   |
| 01080  | PROPRII (rd.80=rd.46-79=rd.90)   | 3.556.506.550                     | 3.813.447.593                     |
| 01084  | 1.Rezerve, fonduri (ct.1000000+1000101+1000201+1000202+1000301+  |                                   |                                   |
| 01084  | 1000401+1000402+1010000+1020101+1020102+1020103+   |                                   |                                   |
| 01084  | 1030000+ 1040101+1040102+1040103+1050100+1050200+1050300+  |                                   |                                   |
| 01084  | 1060100+1060200+1060300+1060400+1060500+1060600+1060700+1060800+1060900+1061000+1061100+1061200+1061300+1061400+1061500+1061600+1061700+1061800+1061900+1062000+1062100+1062200+1062300+1062400+1062500+1062600+1062700+1062800+1062900+1063000+1063100+1063200+1063300+1063400+1063500+1063600+1063700+1063800+1063900+1064000+1064100+1064200+1064300+1064400+1064500+1064600+1064700+1064800+1064900+1065000+1065100+1065200+1065300+1065400+1065500+1065600+1065700+1065800+1065900+1066000+1066100+1066200+1066300+1066400+1066500+1066600+1066700+1066800+1066900+1067000+1067100+1067200+1067300+1067400+1067500+1067600+1067700+1067800+1067900+1068000+1068100+1068200+1068300+1068400+1068500+1068600+1068700+1068800) | 3.100.903.253                     | 3.099.277.845                     |
| 01085  | 2.Datorii catre creditor) (ct.1210000-sold creditor)   | 198.450.778                       | 432.237.562                       |
| 01087  | 4.Datorii catre creditor) (ct.1210000-sold creditor)   | 257.152.518                       | 281.932.186                       |
| 01090  | 6.Datorii catre creditor) (ct.1210000-sold creditor)   | 257.152.518                       | 281.932.186                       |




ICIPIUL BUCURESTI

II. Sinteza platilor restante si arieratelor  
31.12.2021

Pag.: 1

| Nr<br>rd | Explicatie               | Plati restante |                          | Plati restante aferente<br>programelor nationale |                      | Plati restante aferente<br>fondurilor externe<br>nerambursabile<br>postaderare*****) |                      | Plati restante aferente<br>fondurilor externe<br>nerambursabile<br>preaderare (sursa08/D) |                      |
|----------|--------------------------|----------------|--------------------------|--|----------------------|--|----------------------|---|----------------------|
|          |                          | total**)       | din care<br>arierate***) | total  | din care<br>arierate | total  | din care<br>arierate | total   | din care<br>arierate |
|          | 0                        | 1              | 1.1                      | 2  | 2.1                  | 3  | 3.1                  | 4   | 4.1                  |
| 2        | Sold la finele perioadei | 29.596.561     |                          |  |                      |  |                      |   |                      |







CIPIUL BUCURESTI

II. Sinteza platilor restante si arieratelor  
-bugete locale-  
31.12.2021

Pag.: 2

| Nr<br>rd | Explicatie               | Plati restante |                          | Plati restante aferente<br>programelor nationale |                      | Plati restante aferente<br>fondurilor externe<br>nerambursabile<br>postaderare*****) |                      | Plati restante aferente<br>fondurilor externe<br>nerambursabile<br>preaderare (sursa08/D) |                      |
|----------|--------------------------|----------------|--------------------------|--|----------------------|--|----------------------|---|----------------------|
|          |                          | total**)       | din care<br>arierate***) | total  | din care<br>arierate | total  | din care<br>arierate | total   | din care<br>arierate |
| 0        |                          | 1              | 1.1                      | 2  | 2.1                  | 3  | 3.1                  | 4   | 4.1                  |
| 2        | Sold la finele perioadei | 29.596.561     |                          |  |                      |  |                      |   |                      |



I. PLATI RESTANTE  
31.12.2021

pag. 1 - lei -

| DENUMIRE INDICATORI   | COD   | Sold la<br>inceputul<br>anului | Sold la finele perioadei |  |
|---|-------|--------------------------------|--------------------------|--|
|   |       |                                | TOTAL                    | Din care:<br>aferent sumelor<br>angajate cu<br>prevederi<br>bugetare |
| PLATI RESTANTE-TOTAL (rd.150+300) din care:   | 40001 | 14.595.853                     | 29.596.561               | 29.596.561   |
| -sub 30 de zile(rd.151+301)   | 40002 | 11.164.752                     | 11.729.021               | 11.729.021   |
| - peste 30 de zile (rd.152+302)   | 40003 | 3.431.101                      | 17.867.540               | 17.867.540   |
| PLATI RESTANTE - TOTAL SECTIUNEA DE FUNCTIONARE<br>(rd.160+170+240+250+270+280+290) din care:   | 40150 | 10.079.547                     | 20.054.221               | 20.054.221   |
| -sub 30 de zile(rd.161+171+241+251+271+281+291)   | 40151 | 6.779.979                      | 8.499.436                | 8.499.436  |
| - peste 30 de zile (rd.162+172+242+252+272+282+292)   | 40152 | 3.299.568                      | 11.554.785               | 11.554.785   |
| Plati restante catre furnizori,creditori din operatii comerciale<br>(ct.4010100,ct.4030100,ct.4620101,ct.4620109)<br>(rd.161+162+163+165+166) din care:   | 40160 | 10.079.547                     | 10.956.870               | 10.956.870   |
| -sub 30 de zile   | 40161 | 6.779.979                      | 3.596.336                | 3.596.336  |
| - peste 30 de zile  | 40162 | 3.299.568                      | 7.360.534                | 7.360.534  |
| Plati restante fata de bugetul general consolidat<br>(rd.171+172+173+174+175)(ct.4310100+4310200+<br>4310300+4310400+4310500+4310600+4310700+<br>4370100+4370200+4370300+4420300+4440000+<br>4460100+4460200+4480100),din care: | 40170 |                                | 9.097.351                | 9.097.351  |
| -sub 30 de zile   | 40171 |                                | 4.903.100                | 4.903.100  |
| - peste 30 de zile  | 40172 |                                | 4.194.251                | 4.194.251  |
| PLATI RESTANTE-TOTAL SECTIUNEA DEZVOLTARE<br>(rd.310+320+330), din care:  | 40300 | 4.516.306                      | 9.542.340                | 9.542.340  |
| - sub 30 de zile(rd.311+321+331)  | 40301 | 4.384.773                      | 3.229.585                | 3.229.585  |
| - peste 30 de zile (rd.312+322+332)   | 40302 | 131.533                        | 6.312.755                | 6.312.755  |
| Plati restante catre furnizori,creditori din operatii comerciale<br>(ct.4040100,ct.4050100,ct.4620101,ct.4620103,ct.4620109)<br>(rd.311+312+313+315+316),din care:  | 40310 | 4.516.306                      | 9.542.340                | 9.542.340  |
| - sub 30 de zile  | 40311 |                                |                          | 3.229.585  |
| - peste 30 de zile  | 40312 |                                |                          | 6.312.755  |

I. PLATI RESTANTE  
-bugete locale-  
31.12.2021

pag. 2 - lei -

| DENUMIRE INDICATORI   | COD   | Sold la<br>inceputul<br>anului | Sold la finele perioadei |  |
|---|-------|--------------------------------|--------------------------|--|
|   |       |                                | TOTAL                    | Din care:<br>aferent sumelor<br>angajate cu<br>prevederi<br>bugetare |
| PLATI RESTANTE-TOTAL (rd.150+300) din care:   | 42001 | 14.595.853                     | 29.596.561               | 29.596.561   |
| -sub 30 de zile(rd.151+301)   | 42002 | 11.164.752                     | 11.729.021               | 11.729.021   |
| - peste 30 de zile (rd.152+302)   | 42003 | 3.431.101                      | 17.867.540               | 17.867.540   |
| PLATI RESTANTE - TOTAL SECTIUNEA DE FUNCTIONARE<br>(rd.160+170+240+250+270+280+290) din care:   | 42150 | 10.079.547                     | 20.054.221               | 20.054.221   |
| -sub 30 de zile(rd.161+171+241+251+271+281+291)   | 42151 | 6.779.979                      | 8.499.436                | 8.499.436  |
| -peste 30 de zile (rd.162+172+242+252+272+282+292)  | 42152 | 3.299.568                      | 11.554.785               | 11.554.785   |
| Plati restante catre furnizori,creditori din operatii comerciale<br>(ct.4010100,ct.4030100,ct.4620101,ct.4620109)<br>(rd.161+162+163+165+166) din care:   | 42160 | 10.079.547                     | 10.956.870               | 10.956.870   |
| -sub 30 de zile   | 42161 | 6.779.979                      | 3.596.336                | 3.596.336  |
| - peste 30 de zile  | 42162 | 3.299.568                      | 7.360.534                | 7.360.534  |
| Plati restante fata de bugetul general consolidat<br>(rd.171+172+173+174+175)(ct.4310100+4310200+<br>4310300+4310400+4310500+4310600+4310700+<br>4370100+4370200+4370300+4420300+4440000+<br>4460100+4460200+4480100),din care: | 42170 |                                | 9.097.351                | 9.097.351  |
| -sub 30 de zile   | 42171 |                                | 4.903.100                | 4.903.100  |
| - peste 30 de zile  | 42172 |                                | 4.194.251                | 4.194.251  |
| PLATI RESTANTE-TOTAL SECTIUNEA DEZVOLTARE<br>(rd.310+320+330), din care:  | 42300 | 4.516.306                      | 9.542.340                | 9.542.340  |
| - sub 30 de zile(rd.311+321+331)  | 42301 | 4.384.773                      | 3.229.585                | 3.229.585  |
| - peste 30 de zile (rd.312+322+332)   | 42302 | 131.533                        | 6.312.755                | 6.312.755  |
| Plati restante catre furnizori,creditori din operatii comerciale<br>(ct.4040100,ct.4050100,ct.4620101,ct.4620103,ct.4620109)<br>(rd.311+312+313+315+316),din care:  | 42310 | 4.516.306                      |                          | 4.516.306  |
| - sub 30 de zile  | 42311 | 4.384.773                      |                          | 4.384.773  |
| - peste 30 de zile  | 42312 | 131.533                        |                          | 131.533  |

Conducatorul

Conducatorul  
financ



ECTIA GENERALA A  
FINANTELOR PUBLICE MUNICIPIUL BUCURESTI

VENITURILE SI CHELTUIELILE BUGETELOR  
LOCALE PE UNITATI ADMINISTRATIV TERITORIALE

31.12.2021

- lei -

| Denumire Indicatori  | Cod Indicator | Nr. rand | Prevederi Anuale | Realizat      |
|--|---------------|----------|------------------|---------------|
| A  | B             | C        | 1                | 2             |
| II.ORASE   | 000102        | 24029    |                  |               |
| VENITURI TOTAL   | 000102        | 24029    | 1.418.371.180    | 1.000.560.663 |
| Venituri proprii   | 4990          | 24030    | 770.082.610      | 679.040.967   |
| 1. Venituri curente, din care:   | 000202        | 24031    | 972.805.790      | 874.179.670   |
| a) Cote si sume defalcate din impozitul pe venit   | 0402          | 24032    |                  |               |
| -cote defalcate din impozitul pe venit   | 0402          | 24032    | 595.082.610      | 502.676.921   |
| -cote defalcate din impozitul pe venit   | 040201        | 24033    |                  | 27.256.149    |
| -Sume alocate din cotele defalcate din impozitul pe venit pentru echilibrarea bugetelor locale   | 040204        | 24034    |                  |               |
|  | 040204        | 24034    | 595.082.610      | 475.420.772   |
| b) Sume defalcate din taxa pe valoarea adaugata  | 1102          | 24035    |                  |               |
| -sume defalcate din taxa pe valoarea adaugata  | 1102          | 24035    | 202.723.180      | 195.141.884   |
| -sume defalcate din taxa pe valoarea adaugata pentru finantarea cheltuielilor descentralizate la nivelul comunelor, oraselor, municipiilor si sectoarelor Municipiului Bucuresti | 110202        | 24037    |                  |               |
|  | 110202        | 24037    |                  |               |
|  | 110202        | 24037    | 119.374.000      | 111.793.250   |
| -sume defalcate din taxa pe valoarea adaugata pentru echilibrarea bugetelor locale   | 110206        | 24040    |                  |               |
|  | 110206        | 24040    | 73.855.180       | 73.855.174    |
| 2. Venituri din capital  | 390002        | 24045    |                  | 3.181         |
| 3. Incasari din rambursarea imprumuturilor acordate, din care:   | 4002          | 24046    |                  |               |
|  | 4002          | 24046    | 31.944.890       | 80.980.146    |
| -Sume din excedentul bugetului local utilizate pentru finantarea cheltuielilor sectiunii de dezvoltare   | 400214        | 240492   |                  |               |
|  | 400214        | 240492   | 2.487.890        |               |
| -Sume primite in cadrul mecanismului decontarii cererilor de plata   | 400216        | 240493   |                  |               |
|  | 400216        | 240493   | 29.457.000       | 80.980.146    |
| 4. Subventii de la alte nivele ale administratiei publice  | 420002        | 24050    |                  |               |
|  | 420002        | 24050    | 96.598.630       | 23.346.061    |
| -subventii de la bugetul de stat   | 4202          | 24051    | 57.631.390       | 23.346.061    |
| -subventii de la alte administratii  | 4302          | 24052    | 38.967.240       |               |
| 5. Sume primite de la UE/alti donatori in contul platilor efectuate si prefinantari  | 4502          | 240521   |                  |               |
|  | 4502          | 240521   | 690.000          | 680.724       |
| Sume primite de la UE/alti donatori in contul platilor efectuate si prefinantari aferente cadrului financiar 2014-2020   | 4802          | 240522   |                  |               |
|  | 4802          | 240522   | 316.174.870      | 21.370.881    |
| CHELTUIELI TOTAL   | 5002          | 24053    | 1.418.371.180    | 1.001.579.885 |
| Deficit  | 9902          | 24055    |                  | -1.019.222    |





VENITURILE SI CHELTUIELILE BUGETELOR  
LOCALE PE UNITATI ADMINISTRATIV TERITORIALE

31.12.2021

- lei -

| Denumire Indicatori  | Cod Indicator | Nr. rand | Prevederi Anuale | Realizat      |
|--|---------------|----------|------------------|---------------|
| A  | B             | C        | 1                | 2             |
| CORELATII  | 000102        | 24112    |                  |               |
| VENITURI TOTAL   | 000102        | 24112    | 1.418.371.180    | 1.000.560.663 |
| Venituri proprii   | 4990          | 24113    | 770.082.610      | 679.040.967   |
| 1. Venituri curente, din care:   | 000202        | 24114    | 972.805.790      | 874.179.670   |
| a) Cote si sume defalcate din impozitul pe venit   | 0402          | 24115    |                  |               |
| -cote defalcate din impozitul pe venit   | 0402          | 24115    | 595.082.610      | 502.676.921   |
| -cote defalcate din impozitul pe venit   | 040201        | 24116    |                  | 27.256.149    |
| -sume alocate din cotele defalcate din impozitul pe venit pentru echilibrarea bugetelor locale   | 040204        | 24117    |                  |               |
|  | 040204        | 24117    | 595.082.610      | 475.420.772   |
| b) Sume defalcate din taxa pe valoarea adaugata  | 1102          | 24118    |                  |               |
| -sume defalcate din taxa pe valoarea adaugata  | 1102          | 24118    | 202.723.180      | 195.141.884   |
| -sume defalcate din taxa pe valoarea adaugata pentru finantarea cheltuielilor descentralizate la nivelul comunelor, oraselor, municipiilor si sectoarelor Municipiului Bucuresti | 110202        | 24120    |                  |               |
|  | 110202        | 24120    |                  |               |
|  | 110202        | 24120    |                  |               |
|  | 110202        | 24120    |                  |               |
|  | 110202        | 24120    | 119.374.000      | 111.793.250   |
| -sume defalcate din taxa pe valoarea adaugata pentru echilibrarea bugetelor locale   | 110206        | 24123    |                  |               |
|  | 110206        | 24123    |                  |               |
|  | 110206        | 24123    | 73.855.180       | 73.855.174    |
| 2. Venituri din capital  | 390002        | 24128    |                  | 3.181         |
| 3. Incasari din rambursarea imprumuturilor acordate, din care:   | 4002          | 24129    |                  |               |
|  | 4002          | 24129    | 31.944.890       | 80.980.146    |
| -Sume din excedentul bugetului local utilizate pentru finantarea cheltuielilor sectiunii de dezvoltare   | 400214        | 241322   |                  |               |
|  | 400214        | 241322   |                  |               |
|  | 400214        | 241322   | 2.487.890        |               |
| -Sume primite in cadrul mecanismului decontarii cererilor de plata   | 400216        | 241323   |                  |               |
|  | 400216        | 241323   | 29.457.000       | 80.980.146    |
| 4. Subventii de la alte nivele ale administratiei publice  | 420002        | 24133    |                  |               |
|  | 420002        | 24133    | 96.598.630       | 23.346.061    |
| -subventii de la bugetul de stat   | 4202          | 24134    | 57.631.390       | 23.346.061    |
| -subventii de la alte administratii  | 4302          | 24135    | 38.967.240       |               |
| 5. Sume primite de la UE/alti donatori in contul platilor efectuate si prefinantari  | 4502          | 241351   |                  |               |
|  | 4502          | 241351   | 690.000          | 680.724       |
| Sume primite de la UE/alti donatori in contul platilor efectuate si prefinantari aferente cadrului financiar 2014-2020   | 4802          | 241352   |                  |               |
|  | 4802          | 241352   |                  |               |
|  | 4802          | 241352   |                  | 21.370.881    |
| CHELTUIELI TOTAL   | 5002          | 24136    |                  | 1.001.579.885 |
| Deficit  | 9902          | 24138    |                  | -1.019.222    |





Situatia platilor efectuate  
din fonduri externe nerambursabile (FEN) postaderare (titlul 56 si titlul 58) la data de  
31.12.2021

| Denumirea sursei de finantare                                | Buget de stat (s 01-stat) | Buget local (s 02-local) | Bugetul asigurarilor sociale de stat (s 03-bass) | Bugetul asigurarilor pentru somaj (s 04-somaj) | Bugetul fondului national unic de asigurari sociale de sanatate (s05-sanatate) | Bugetul institutiilor publice si activitatilor finantate integral sau partial din venituri proprii (s10-local) | Bugetul fondurilor externe nerambursabile (s08-stat+asigurari+local) | Bugetul creditelor externe (s06-stat+local) | Bugetul creditelor interne (s07-stat+local) | Bugetul institutiilor publice si activitatilor finantate integral sau partial din venituri proprii (s20-stat+asigurari+autonome) | Bugetul institutiilor publice si activitatilor finantate integral din venituri proprii (s10-stat+autonome) |
|--|---------------------------|--------------------------|--|--|--|--|--|---|---|--|--|
| A  | 01                        | 02                       | 03   | 04   | 05   | 06   | 07   | 08  | 09  | 10   | 11   |
| Total plati (titlul VIII cod56+ titlul X cod58) (rd.2+rd.11) |                           | 88.788.494               |  |  |  |  |  |   | 15.947.476                                  |  |  |
| Total plati (titlul VIII cod56)                              |                           | 155.373                  |  |  |  |  |  |   |   |  |  |
| Alte cheltuieli (titlul XI)                                  |                           | 155.373                  |  |  |  |  |  |   |   |  |  |
| Total plati (titlul X cod58)                                 |                           | 88.633.121               |  |  |  |  |  |   | 15.947.476                                  |  |  |
| Cheltuieli de personal (titlul I)                            |                           | 1.110.603                |  |  |  |  |  |   |   |  |  |
| Bunuri si servicii (titlul II)                               |                           | 225.045                  |  |  |  |  |  |   |   |  |  |
| Alte cheltuieli (titlul XI)                                  |                           | 87.289.936               |  |  |  |  |  |   |   |  |  |
| Active nefinanciare (titlul XIII)                            |                           | 7.537                    |  |  |  |  |  |   | 15.947.476                                  |  |  |




Situatia platilor efectuate si a sumelor declarate pentru cota-parte aferenta cheltuielilor finantate din FEN postaderare

31.12.2021

Pag.: 1 - lei -

| Cod indicator | Denumirea programului cu finantare UE                             | Plati efectuate de la titlul 56 si 58 | din care:   |  | Sume in curs de solicitare la rambursare aferente cheltuielilor efectuate in anul curent | Sume in curs de solicitare la rambursare in anul curent | Sume solicitate la rambursare aferente cheltuielilor efectuate in anul curent | Sume solicitate la rambursare aferente cheltuielilor efectuate in curs de autorizare | Sume solicitate la rambursare in anul curent aferente cheltuielilor efectuate in anii anteriori aflate in curs de autorizare | Sume rambursate aferente cheltuielilor efectuate in anul curent | Sume rambursate in anul curent aferente cheltuielilor efectuate in anii anteriori | Sume neautorizate de autoritatile de management aferente cheltuielilor efectuate in anul curent | Sume neautorizate de autoritatile de management aferente cheltuielilor efectuate in anii anteriori | Prefinantare dedusa din sumele solicitate la rambursare aferente cheltuielilor efectuate in anul curent | Prefinantare dedusa din sumele solicitate la rambursare aferente cheltuielilor efectuate in anii anteriori | Sume rezultate din nereguli aferente cheltuielilor efectuate in anul curent si in anii anteriori | din care:  |  |
|---------------|---|---------------------------------------|---|--|--|---|---|--|--|---|---|---|--|---|--|--|--|--|
|               |   |                                       | Plati efectuate pentru cota-parte FEN (alineat02) | Sume in curs de solicitare la rambursare aferente cheltuielilor efectuate in anul curent |  |   |   |  |  |   |   |   |  |   |  |  | Sume rezultate din nereguli deduse din sumele solicitate la rambursare aferente cheltuielilor efectuate in anul curent |  |
| A             |   | 01                                    | 02  | 03   | 04   | 05  | 06  | 07   | 08   | 09  | 10  | 11  | 12   | 13  | 14   | 15   |  |  |
| 10002         | Programe din Fondul Social European                               | 155.373                               | 152.267   | 152.267  |  |   |   |  |  | 680.724   |   |   |  |   |  |  |  |  |
| 10032         | Programe di Fondul European de Dezvoltare Regionala (FEDR) (5801) | 7.286.119                             | 5.909.437   | 569.332  |  |   | 5.340.105   |  |  |   |   |   | 5.340.105  |   |  |  |  |  |
| 10033         | Programe din Fondul Social European (FSE) (5802)                  | 1.343.185                             | 1.110.038   | -93.849  |  |   | 1.203.887   | 514.577  |  | 249.786   | -426.735  |   | 439.524  | 344.667   |  |  |  |  |
| 10034         | Programe din Fondul de Coeziune(FC) (5803)                        | 80.003.817                            | 57.079.674  | 57.010.981   |  |   | 68.693  |  |  | 68.693  |   |   |  |   |  |  |  |  |
| 10040         | Total (cod01 la 39.6)   | 88.788.494                            | 64.251.416  | 57.638.731   |  |   | 6.612.685   | 514.577  |  | 318.479   | 1.107.459   |   | 5.779.629  | 344.667   |  |  |  |  |





BUCURESTI


Situatia modificarilor in structura  
activelor nete/capitalurilor

31.12.2021

Anexa 34

pag.: 1 -lei-

| Denumirea elementului<br>de capital  | Cod                     | Sold la<br>inceputul<br>anului | Cresteri    | Reduceri    | Sold la<br>sfarsitul<br>anului |
|--|-------------------------|--------------------------------|-------------|-------------|--------------------------------|
| A  | B                       | 1                              | 2           | 3           | 4                              |
| Fondul activelor fixe necorporale (ct.1000000+<br>000101+1000201+1000202+1000301+<br>1000401+1000402)        | 25001<br>25001<br>25001 |                                | 119.000     |             | 119.000                        |
| Fondul bunurilor care alcatuiesc domeniul<br>public al unitatilor administrativ-<br>teritoriale (ct.1030000) | 25004<br>25004          | 3.092.137.862                  | 655.983     | 2.400.391   | 3.090.393.454                  |
| Rezerve din reevaluare (ct.1050100+1050200+<br>1050300+1050400+1050500)                                      | 25006<br>25006          | 8.765.391                      |             |             | 8.765.391                      |
| Rezultatul reportat (ct.1170000 - sold<br>creditor)  | 25017<br>25017          | 198.450.778                    | 700.248.241 | 466.461.457 | 432.237.562                    |
| Rezultatul patrimonial al exercitiului<br>(ct.1210000 - sold creditor)                                       | 25019<br>25019          | 257.152.519                    | 459.593.797 | 434.814.130 | 281.932.186                    |
| Total capitaluri proprii(rd.01 la 17 -<br>rd.18+rd.19-rd.20)   | 25021<br>25021          | 3.556.506.550                  |             |             |                                |





SITUATIA FLUXURILOR DE TREZORERIE

31.12.2021

pag.: 1 - lei -

| COD   | DENUMIRE INDICATORI  | Total       | Casa in valuta | Alte disponibilitati |
|-------|--|-------------|----------------|----------------------|
| 04002 | 1. Incasari  | 731.551.887 |                | 731.551.887          |
| 04003 | 2. Plati   | 732.040.726 |                | 732.040.726          |
| 04004 | 3. Numerar net din activitatea operationala (rd.02-rd.03)                                | -488.839    |                | -488.839             |
| 04013 | IV CRESTEREA (DESCRESTEREA) NETA DE NUMERAR SI ECHIVALENT DE NUMERAR (rd.04+rd.08+rd.12) | -488.839    |                | -488.839             |
| 04014 | V NUMERAR SI ECHIVALENT DE NUMERAR LA INCEPUTUL PERIOADEI                                | 66.020.321  |                | 66.020.321           |
| 04017 | VI NUMERAR SI ECHIVALENT DE NUMERAR LA FINELE PERIOADEI (rd.13+14+15-16)                 |             |                | 65.531.482           |

Conducatorul compartimentului  
financiar-contabil





## DISPONIBIL DIN MIJLOACE CU DESTINATIE SPECIALA

31.12.2021

- lei -

| DENUMRE INDICATORI   | COD   | DISPONIBIL<br>LA INCEPUTUL<br>ANULUI | INCASARI   | PLATI      | DISPONIBIL<br>LA SFARSITUL<br>PERIOADEI |
|--|-------|--------------------------------------|------------|------------|---|
| TOTAL (rd.02 la 15)  | 05001 | 184.764                              | 13.130.456 | 13.138.175 | 177.045                                 |
| - Sume primite ca donatii si sponsorizari<br>(ct.5500101,ct.5500102/analitice distincte)                               | 05002 | 4.950                                | 13.113.350 | 13.098.350 | 19.950                                  |
| - Garantii materiale retinute gestionarilor<br>conform Legii nr.22/1969<br>(ct.5500101,ct.5500102/analitice distincte) | 05003 | 179.814                              |            |            | 157.095                                 |





CONTUL DE REZULTAT PATRIMONIAL

31.12.2021

pag.: 1 - lei -

| COD    | DENUMIRE INDICATORI   | An precedent | An curent     |
|--------|---|--------------|---------------|
| 02002  | 1.Venituri din impozite, taxe, contributi de asigurari si alte venituri ale bugetelor |              |               |
| 02002  | (ct.7300100+7300201+7300202+7300203+7310100+7310200+7320100+                          |              |               |
| 02002  | 7330000+7340000+7350100+7350200+7350300+7350400+7350500+                              |              |               |
| 02002  | 7350601+7350602+7360100+7390000+7450100+ 7450200+7450300+7450400+                     |              |               |
| 02002  | 7450500+7450700+7450900+7460100+7460200+7460300+7460900)                              | 764.743.153  | 861.798.570   |
| 02003  | 2.Venituri din activitati economice   |              |               |
| 02003  | (ct.7210000+7220000+7510100+7510200+/-7090000)  | 6.241.640    | 10.958.905    |
| 02004  | 3.Finantari, subventii, transferuri, alocatii bugetare cu destinatie speciala         |              |               |
| 02004  | (ct.7510500+7710000+7720100+7720200+7740100+7740200+7750000+                          |              |               |
| 02004  | 7760000+7780000+7790101+7790109)  | 91.110.960   | 117.296.523   |
| 02005  | 4.Alte venituri operationale (ct.7140000+7180000+7500000+7500100+7500200              |              |               |
| 02005  | +7510300+7510400+7810200+7810300+7810401+7810402+7770000)                             | 54.164.685   | 27.887.876    |
| 02006  | TOTAL VENITURI OPERATIONALE (rd.02+03+04+05)  | 916.260.438  | 1.017.941.874 |
| 02008  | 1.Salarii si contributiile sociale aferente angajatilor                               |              |               |
| 02008  | (ct.6410000+6420000+6450100+  |              |               |
| 02008  | 6450200+6450300+6450400+6450500+6450600+6450700+6450800+6460000+                      |              |               |
| 02008  | 6470000)  | 162.183.076  | 158.942.452   |
| 02009  | 2.Subventii si transferuri (ct.6700000+6710000+6720000+6730000+6740000+               |              |               |
| 02009  | 6750000+6760000+6770000+6780000+6790000)  | 69.413.519   | 78.961.757    |
| 02010  | 3.Stocuri, consumabile, lucrari si servicii executate de terti (ct.6010000+6020100+   |              |               |
| 02010  | 6020200+6020300+6020400+6020500+6020600+6020700+6020800+6020900+                      |              |               |
| 02010  | 6030000+6060000+6070000+6080000+6090000+6100000+6110000+6120000+                      |              |               |
| 02010  | 6130000+6140000+6220000+6230000+6240100+6240200+6260000+6270000+                      |              |               |
| 02010  | 6280000+6290100)  | 368.614.308  | 425.784.857   |
| 02011  | 4.Cheltuieli de capital, amortizari si provizioane (ct.6810100+                       |              |               |
| 02011  | 6810200+6810300+6810401+6810402+6820101+6820109+                                      |              |               |
| 02011  | 6820200+6890100+6890200)  | 19.933.844   | 28.692.455    |
| 02012  | 5. Alte cheltuieli operationale (ct.6350100+6540000+6580101+6580109)                  | 7.319.338    | 18.789.721    |
| 02013  | TOTAL CHELTUIELI OPERATIONALE (rd.08+09+10+11+12)                                     | 627.464.085  | 711.171.242   |
| 02015  | - EXCEDENT (rd.06-rd.13)  | 288.796.353  | 306.770.632   |
| 02017  | IV.VENITURI FINANCIARE  |              |               |
| 02017  | (ct.7630000+7640000+7650100+7650200+7660000+  |              |               |
| 02017  | 7670000+7680000+7690000+7860300+7860400)  | 357.212      | 6.126         |
| 02018  | V. CHELTUIELI FINANCIARE  |              |               |
| 02018  | (ct.6630000+6640000+6650100+6650200+6660000+  |              |               |
| 02018  | 6670000+6680000+6690000+6860300+6860400+6860800)                                      | 31.951.173   | 29.823.517    |
| 02021  | - DEFICIT (rd.18-rd.17)   | 31.593.961   | 29.817.391    |
| 02023  | - EXCEDENT (rd.15+20-16-21)   | 504.917.601  | 563.550.570   |
| 02024  | - DEFICIT (rd.16+21-15-20)  | 247.715.209  | 286.597.329   |
| 02025  | VIII. VENITURI EXTRAORDINARE (ct.7910000)   | 3.646        | 4.978.945     |
| 02026  | IX. CHELTUIELI EXTRAORDINARE (ct.6900000+6910000)                                     | 53.519       |               |
| 02028  | - EXCEDENT (rd.25-rd.26)  |              | 4.978.945     |
| 02029  | - DEFICIT (rd.26-rd.25)   |              |               |
| 020292 | - EXCEDENT (rd.23+28-24-29)   |              | 281.932.186   |
| 02031  | - EXCEDENT (rd.29-2-29.4)   |              | 281.932.186   |



Situatia activelor si datoriilor institutiilor publice  
din administratia locala  
31.12.2021

pag.: 1 - lei -

| COD    | DENUMIRE INDICATORI  | Sold la inceputul anului | Sold la sfarsitul perioadei |
|--------|--|--------------------------|-----------------------------|
| 18005  | Disponibilitati in lei ale institutiilor publice locale si ale institutiilor publice de subordonare locala, la trezorerii (ct.5100000+5120101+5120501+5150101+ |                          |                             |
| 18005  | 5150103+5150500+5150600+5160101+5160301+5160302+5170101+5170301  |                          |                             |
| 18005  | +5170302+5210100+5210300+5280000+5290201+5290301+5290400+5290901   |                          |                             |
| 18005  | +5410101+5500101+ 5520000+5550101+5570101+5580101+5580201+5600101  |                          |                             |
| 18005  | +5600300+5610101+5610300+5620101+5620300-7700000), din care:   | 10.714.543               | 9.273.698                   |
| 180051 | Disponibilitati in lei din imprumuturi interne si externe contractate de autoritatile  |                          |                             |
| 180051 | administratiei publice locale (ct.5160101)   | 2.183.669                | 222.596                     |
| 18008  | Total (in baze cash) (rd.04+05)  | 10.714.543               | 9.273.698                   |
| 18010  | Total (in baze accrual)(rd.08+09)  | 10.714.543               | 9.273.698                   |
| 18023  | Alte valori<br>(ct.5320100+5320200+5320300+5320400+5320500+5320600+5320800)  | 534.060                  | 530.160                     |
| 18032  | Disponibilitati ale institutiilor publice locale si ale institutiilor de subordonare   |                          |                             |
| 18032  | locala la institutiile de credit rezidente (ct.5110101+5110102+5120102+5120402+  |                          |                             |
| 18032  | 5120502+5150102+5150202+5160102+5160202+5170102+5170202+5290202+   |                          |                             |
| 18032  | 5290302+5290902+5500102+5550102+5550202+5570202+5580102+5580302+   |                          |                             |
| 18032  | 5600102+5600103+5610102+5610103+5620102+5620103), din care:  | 66.020.321               | 65.531.482                  |
| 18036  | Total (in baze cash) (rd.32+35)  | 66.020.321               | 65.531.482                  |
| 18038  | Total (in baze accrual) (rd.36+37)   | 66.020.321               | 65.531.482                  |
| 18051  | Disponibilitati ale institutiilor publice aflate la alti rezidenti (terti) (ct.4610109+  |                          |                             |
| 18051  | 4610209+2670108+2670208)   | 9.370.028                | 28.540.372                  |
| 18052  | Total (in baze cash) (rd.51)   | 9.370.028                | 28.540.372                  |
| 18131  | Actiuni necotate detinute de autoritatile locale la societati nefinanciare   |                          |                             |
| 18131  | (ct.2600200-2960102)(S11)  | 7.685.807                | 7.685.807                   |
| 18134  | Total (la valoarea contabila neta (la valoarea de intrare mai putin  |                          |                             |
| 18134  | ajustarile cumulate pentru pierderea de valoare) (rd.131+132+133)  | 7.685.807                | 7.685.807                   |
| 18157  | Creante comerciale necurente legale de livrari de bunuri si servicii de catre  |                          |                             |
| 18157  | autoritatile locale sau de institutii subordonate acestora (ct.4110201+4110208+  |                          |                             |
| 18157  | 4130200+4610201-4910200-4960200) Total (rd.158+159+160+164) din care:  | 424.340                  | 1.084.505                   |
| 18159  | - de la societati nefinanciare (S11),  | 424.340                  | 1.084.505                   |
| 18165  | Creante comerciale curente legate de livrari de bunuri si servicii de catre autoritatile   |                          |                             |
| 18165  | locale sau de institutii subordonate acestora(ct.2320000+2340000+4090101+  |                          |                             |
| 18165  | 4090102+4110101+4110108+4130100+4180000+4610101-4910100-4960100)   |                          |                             |
| 18165  | Total(rd.166+167+168+172)din care de la:   | 8.669.158                | 17.621.843                  |
| 18167  | -de la societati nefinanciare (S11)  | 8.669.158                | 17.621.843                  |
| 18176  | 1.Creante ale bugetului local (ct.4640000-4970000). Total (rd.177+178+179+183),  |                          |                             |
| 18176  | din care:  | 227.906.479              | 221.677.994                 |
| 18177  | - de la gospodariile populatie (S14)   | 227.906.479              | 221.677.994                 |
| 18185  | Total creante (rd.176+184)   | 227.906.479              | 221.677.994                 |
| 18191  | Sume de primit de la Autoritatea de Certificare / Autoritatile de Management /   |                          |                             |
| 18191  | Agentiile de Plati - FONDURI EXTERNE NERAMBURSABILE<br>POSTADERARE   |                          |                             |
| 18191  | (ct.4580301)   | 15.713.521               | 8.317.893                   |
| 18192  | Sume de primit de la Autoritatea de Certificare / Autoritatile de Management /   |                          |                             |
| 18192  | Agentiile de Plati - FONDURI DE LA BUGET (ct.4580302)  | 3.772.975                | 1.813.304                   |
| 18203  | 1.Sume datorate tertilor reprezentand garantii si cautiumi aflate in conturile   |                          |                             |
| 18203  | institutiilor publice (ct.4280101+4280201+4620101+4620109).Total (rd.204+205+  |                          |                             |
| 18203  | 206), din care:  | 369.871                  | 499.906                     |
| 18204  | - salariatilor (gospodariile populatiei)(S143)   | 222.282                  | 318.656                     |





| COD    | DENUMIRE INDICATORI   | Sold la inceputul anului | Sold la sfarsitul perioadei |
|--------|---|--------------------------|-----------------------------|
| 18206  | - institutiilor publice, din care: (rd.207+208+209)                                 | 147.589                  | 181.250                     |
| 18209  | - Fonduri de securitate sociala (S1314)   | 147.589                  | 181.250                     |
| 18286  | Credite pe termen lung primite (contractate, garantate, asimilate,etc)              |                          |                             |
| 18286  | de institutiile publice locale (ct.1620200+1630200+1670201+1670202+                 |                          |                             |
| 18286  | 1670203+1670209).Total (rd.287+288+289+289.1) din care acordate de:                 | 1.080.608.880            | 1.200.260.719               |
| 18287  | - Societati care accepta depozite, exclusiv banca centrala (S122)                   | 1.080.608.880            |                             |
| 182891 | - Administratia centrala (exclusiv fondurile de securitate sociala) (S1311)         |                          |                             |
| 182891 | Credite pe termen lung primite din venituri din privatizare de catre                |                          |                             |
| 182891 | instituti publice din administratia locala (ct.1620200+1670203)                     |                          | 1.200.260.719               |
| 18290  | Total (in baze cash)(rd.286)  | 1.080.608.880            | 1.200.260.719               |
| 18312  | Datorii comerciale necurente legale de livrari de bunuri si servicii (ct.4010200+   |                          |                             |
| 18312  | 4030200+4040200+4050200+4620201). Total (rd.313+314+318+319),                       |                          |                             |
| 18312  | din care catre:   | 779.500                  | 717.968                     |
| 18313  | - Societati nefinanciare(S11)   | 779.500                  | 717.968                     |
| 18320  | Datorii comerciale curente legate de livrari de bunuri si servicii (ct.4010100+     |                          |                             |
| 18320  | 4030100+ 4040100+4050100+4080000+4190000+4620101).                                  |                          |                             |
| 18320  | Total (rd.321+322+326+327) din care catre:  | 174.506.673              | 196.210.343                 |
| 18321  | -Societati nefinanciare (S11)   | 174.506.673              | 196.210.343                 |
| 18331  | Datoriile institutiilor publice din administratia locala catre bugete (ct.4310100+  |                          |                             |
| 18331  | 4310200+4310300+4310400+4310500+4310600+4310700+4370100+4370200+                    |                          |                             |
| 18331  | 4370300+4420300+4420801+4440000+4460100+4460200+4480100)                            | 66.711.111               | 55.722.339                  |
| 18332  | Salariile angajatilor (ct.4210000+4230000+4260000+4270100+4270300+                  |                          |                             |
| 18332  | 4280101)  | 8.748.036                | 8.445.031                   |
| 18333  | Alte drepturi cuvenite altor categorii de persoane (ct.4260000+4270200+4270300+     |                          |                             |
| 18333  | 4290000+4380000)  | 186.238                  | 354.880                     |
| 18335  | Total (rd.331+332+333+334)  | 75.645.385               | 64.522.250                  |
| 18341  | Avansuri primite de la Autoritatile de Certificare / Autoritatile de Management /   |                          |                             |
| 18341  | Agentiile de Plati - FORNDURI EXTERNE NERAMBURSABILE                                |                          |                             |
|        | POSTADERARE   |                          |                             |
| 18341  | SI FONDURI DE LA BUGET(ct.4580501+4580502)  |                          | 3.706.609                   |
| 183421 | Provizioane necurente (ct.1510201+1510202+1510203+1510204+1510208), din             |                          |                             |
|        | care:   | 6.518                    | 6.518                       |
| 183424 | Provizioane necurente,constituite conform Legii nr.85/2016,privind plata            |                          |                             |
|        | diferentelor  |                          |                             |
| 183424 | salariale cuvenite personalului didactic din invatamantul de stat pentru perioada   |                          |                             |
| 183424 | octombrie 2008 -13 mai 2011 (din soldul ct.1510203)                                 | 6.518                    | 6.518                       |
| 18343  | Provizioane curente (ct.1510101+1510102+1510103+1510104+1510108), din               |                          |                             |
|        | care:   | 6.930                    | 45.142                      |
| 183431 | Provizioane curente,constituite conform OMFP416/2013 reprezentand arierate in       |                          |                             |
| 183431 | litigiu (din soldul ct.1510101)   | 6.930                    | 6.930                       |
| 183432 | Provizioane curente reprezentand drepturi de natura salariala stabilite in favoarea |                          |                             |
| 183432 | personalului din sectorul bugetar prin titluri devenite executorii (din soldul      |                          |                             |
|        | ct.1510103)   |                          | 38.212                      |



Anexa 35b

- lei -

| DENUMIREA ACTIVELOR<br>FIXE  | Cod | REDUCERI              |            |             |              |         | SOLD LA<br>SFARSITUL<br>ANULUI | Valoarea aferenta activelor fixe neamortizabile |   |  |   |   |  |  |  |
|--|-----|-----------------------|------------|-------------|--------------|---------|--------------------------------|---|---|--|---|---|--|--|--|
|  |     | TOTAL<br>din care:    | Reevaluare | dezmembrari | transferuri/ | vanzari |                                | alte<br>cai                                     | Fondul<br>activelor fixe<br>necorporale<br>ct.1000000+<br>1000101+<br>1000201+<br>1000202+<br>1000301+<br>1000401+<br>1000402 | Domeniul<br>public al<br>statului<br>ct. 1010000 | Domeniul<br>privat al<br>statului<br>ct.1020101 | Proprietatea<br>privata a<br>institutiilor<br>publice<br>ct.1020102 | Domeniul<br>public al<br>al U.A.T.<br>ct.1030000 | Domeniul<br>privat al<br>al U.A.T.<br>ct.1040101 | Proprietatea<br>privata a<br>institutiilor<br>publice din<br>administratia<br>locala<br>ct.1040102 |
| A  | B   | 11=12+13+<br>14+15+16 | 12         | 13          | 14           | 15      | 16                             | 17=4+5-11<br>17=18+19+20+21-<br>22+23+24        | 18  | 19   | 20  | 21  | 22   | 23   | 24   |
| ACTIVE FIXE NECORPORALE  | 002 |                       |            |             |              |         |                                |   |   |  |   |   |  |  |  |
| Active fixe necorporale neamortizabile sportive (ct.2060000)   | 002 |                       |            |             |              |         |                                | 119.000   | 119.000   |  |   |   |  |  |  |
| Active fixe necorporale in curs de executie (ct.2330000)   | 003 | 11.900                |            |             |              |         | 11.900                         |   |   |  |   |   |  |  |  |
| TOTAL  | 004 | 11.900                |            |             |              |         | 11.900                         | 119.000   | 119.000   |  |   |   |  |  |  |
| ACTIVE FIXE CORPORALE  | 006 |                       |            |             |              |         |                                |   |   |  |   |   |  |  |  |
| Amenajari la terenuri (ct.2110200)   | 006 | 148.152.299           |            |             |              |         | 148.152.299                    | 825.594   |   |  |   |   | 825.594  |  |  |
| Terenuri (ct.2110100)  | 007 | 29.525.614            |            |             |              |         | 29.525.614                     | 1.512.119.316                                   |   |  |   |   | 1.512.119.316                                    |  |  |
| Construcții (ct.212) din care:   | 008 | 2.106.296             |            |             |              |         | 2.106.296                      | 1.577.435.353                                   |   |  |   |   | 1.577.435.353                                    |  |  |
| - drumuri publice, exclusiv  | 009 |                       |            |             |              |         |                                |   |   |  |   |   |  |  |  |
| si viaducte si tunele (ct.2120101)   | 009 |                       |            |             |              |         |                                | 34.149.590                                      |   |  |   |   | 34.149.590                                       |  |  |
| alte active fixe incadrate in grupa constructii (ct.2120901)   | 016 | 2.106.296             |            |             |              |         | 2.106.296                      | 1.543.285.763                                   |   |  |   |   | 1.543.285.763                                    |  |  |
| Instalatii tehnice, mijloace de transport, animate si plantatii (ct.2130100+2130200+2130300+2130400)                             | 017 |                       |            |             |              |         |                                | 756   |   |  |   |   | 756  |  |  |
| Mobilier, aparatura birotica, echipamente de protectie a valorilor umane si materiale si alte active fixe corporale (ct.2140000) | 018 | 162.418.144           |            |             |              |         | 162.418.144                    | 12.435  |   |  |   |   | 12.435   |  |  |
| Active fixe corporale in curs de executie (ct.2310000)   | 019 | 16.042.015            |            |             |              |         | 16.042.015                     | 1.210.421.761                                   |   |  |   |   |  |  |  |
| TOTAL  | 021 | 358.244.368           |            |             |              |         |                                |   |   |  |   |   | 3.090.393.454                                    |  |  |
| TOTAL ACTIVE FIXE  | 022 | 358.256.268           |            |             |              |         |                                |   |   |  |   |   | 3.090.393.454                                    |  |  |



SITUAȚIA ACTIVELOR FIXE NEAMORTIZABILE  
31.12.2021

Anexa 35b  
- lei -

| DENUMIREA ACTIVELOR<br>FIXE   | Cod | Existenț la<br>31.12.2021 |    |    | SOLD LA<br>INCEPUTUL<br>ANULUI | CREȘTERI           |                             |             |  |                          |             |
|---|-----|---------------------------|----|----|--------------------------------|--------------------|-----------------------------|-------------|--|--------------------------|-------------|
|   |     | UM                        | UM | UM |                                | TOTAL<br>din care: | diferențe din<br>reevaluare | achiziții   | transferuri/<br>primite<br>cu titlu<br>gratuit | donatii,<br>sponsorizari | alte<br>cai |
|   |     |                           |    |    |                                |                    |                             |             |  |                          |             |
| A   | B   | 1                         | 2  | 3  | 4                              | 5=6+7+8+9+10       | 6                           | 7           | 8  | 9                        | 10          |
| ACTIVE FIXE NECORPORALE   | 002 |                           |    |    |                                |                    |                             |             |  |                          |             |
| Active fixe necorporale neamortizabile<br>(ct.2030000+2060000+2080200)  | 002 |                           |    |    |                                | 119.000            |                             | 107.100     |  |                          | 11.900      |
| Active fixe necorporale în curs de execuție (ct.2330000)  | 003 |                           |    |    | 11.900                         |                    |                             |             |  |                          |             |
| TOTAL   | 004 |                           |    |    | 11.900                         | 119.000            |                             | 107.100     |  |                          | 11.900      |
| ACTIVE FIXE CORPORALE   | 006 |                           |    |    |                                |                    |                             |             |  |                          |             |
| Amenajari la terenuri (ct.2110200)  | 006 |                           |    |    | 148.977.893                    |                    |                             |             |  |                          |             |
| Terenuri (ct.2110100)   | 007 | 3.500                     |    |    | 1.541.644.930                  |                    |                             |             |  |                          |             |
| Construcții (ct.212) din care:  | 008 |                           |    |    | 1.401.501.848                  | 178.039.801        |                             | 178.039.801 |  |                          |             |
| - drumuri publice, exclusiv poduri, podete, pasarele și viaducte și tunele (ct.2120101)                                       | 009 |                           |    |    | 19.183.916                     | 14.965.674         |                             | 14.965.674  |  |                          |             |
| alte active fixe încadrate în grupa construcții (ct.2120901)  | 016 |                           |    |    | 1.382.317.932                  | 163.074.127        |                             | 163.074.127 |  |                          |             |
| Instalații tehnice, mijloace de transport, animale și plantații (ct.2130100+2130200+2130300+2130400)                          | 017 |                           |    |    | 756                            |                    |                             |             |  |                          |             |
| Mobilier, aparatură birou, echipamente de protecție a valorilor umane și materiale și alte active fixe corporale (ct.2140000) | 018 |                           |    |    | 12.435                         | 162.418.144        |                             | 162.418.144 |  |                          |             |
| Active fixe corporale în curs de execuție (ct.2310000)  | 019 |                           |    |    | 1.064.569.592                  | 161.893.687        |                             | 161.893.687 |  |                          |             |
| TOTAL   | 021 |                           |    |    | 4.156.707.454                  | 502.351.632        |                             | 502.351.632 |  |                          |             |
| TOTAL ACTIVE FIXE   | 022 |                           |    |    | 4.156.719.354                  | 502.470.632        |                             | 502.458.732 |  |                          | 11.900      |




Anexa 35a

- lei -

| DENUMIREA ACTIVELOR<br>FIXE  | Cox | REDUCERI           |                                   |                             |                             |                                     |         | SOLD LA<br>SFARSITUL<br>ANULUI | Ajustari de valoare (amortizari si ajustari<br>pentru depreciere) |                                |           |             | Valoarea contabila neta, din care: |                                   |                              |   |
|--|-----|--------------------|-----------------------------------|-----------------------------|-----------------------------|-------------------------------------|---------|--------------------------------|---|--------------------------------|-----------|-------------|------------------------------------|-----------------------------------|------------------------------|---|
|  |     | TOTAL<br>din care: | Diferente<br>din<br>reevaluare**) | Eliminare<br>amortizare***) | dezmembrari<br>si<br>casari | transferuri/<br>cu titlu<br>gratuit | vanzari |                                | alte<br>cai   | Sold la<br>inceputul<br>anului | Cresteri  | Reduceri    | Sold la<br>sfarsitul<br>anului     | Domeniul<br>privat al<br>statului | Domeniul<br>privat al<br>UAT | Proprietatea<br>privata a<br>institutiilor<br>publice |
|  |     |                    |                                   |                             |                             |                                     |         |                                |   |                                |           |             |                                    |                                   |                              |   |
| Concesiuni, brevete, licențe, mărci<br>comerciale, drepturi și active<br>similare (ct.2050000)   | 00  | 19.107             |                                   |                             | 19.107                      |                                     |         | 1.481.459                      | 1.126.673   | 47.608                         | 17.961    | 1.156.318   | 321.571                            |                                   |                              | 3.570   |
| Alte active fixe   | 00  | 38.976             |                                   |                             | 38.976                      |                                     |         | 10.008.328                     | 5.868.649   | 1.641.461                      | 48.797    | 7.461.313   | 2.532.015                          |                                   |                              | 15.000  |
| TOTAL  | 00  | 58.083             |                                   |                             | 58.083                      |                                     |         | 11.489.787                     | 6.995.322   | 1.689.067                      | 66.758    | 8.617.631   | 2.853.586                          |                                   |                              | 18.570  |
| ACTIVE FIXE CORPORALE  | 00  |                    |                                   |                             |                             |                                     |         |                                |   |                                |           |             |                                    |                                   |                              |   |
| Amenajari la terenuri (ct.2110200)   | 00  |                    |                                   |                             |                             |                                     |         | 325.100.738                    | 24.480.883  | 10.993.197                     |           | 35.474.080  | 289.577.068                        |                                   |                              | 49.590  |
| Construcții (ct.212) din care:   | 00  | 279.686            |                                   |                             |                             |                                     | 279.686 | 221.334.433                    | 642.989   | 7.220.005                      |           | 7.862.994   | 213.427.694                        |                                   |                              | 43.745  |
| alte active fixe încadrate în grupa<br>(ct.2120901), din care:   | 01  | 279.686            |                                   |                             |                             |                                     | 279.686 | 221.334.433                    | 642.989   | 7.220.005                      |           | 7.862.994   | 213.427.694                        |                                   |                              | 43.745  |
| Instalații tehnice, mijloace de transport,<br>animale și plantații (ct.2130100, 2130200,<br>2130300, 2130400)                            | 01  | 1.623.876          |                                   | 1.601.222                   |                             |                                     | 22.654  | 45.771.919                     | 30.919.047  | 3.404.139                      | 834.859   | 33.488.327  | 12.229.420                         |                                   |                              | 54.172  |
| Mobilier, aparatură birou, echipamente<br>de protecție a valorilor umane și mate-<br>riale și alte active fixe corporale<br>(ct.2140000) | 01  | 1.182.255          |                                   | 1.049.839                   |                             |                                     | 132.416 | 83.105.499                     | 65.235.693  | 773.195                        | 5.989.481 | 60.019.407  | 23.079.070                         |                                   |                              | 7.922   |
| TOTAL  | 01  | 3.085.817          |                                   | 2.651.061                   |                             |                                     | 434.756 | 675.312.589                    | 121.278.612   | 22.390.536                     | 6.824.340 | 136.844.808 | 538.313.252                        |                                   |                              | 154.529   |
| TOTAL ACTIVE FIXE  | 02  | 3.143.900          |                                   | 2.709.144                   |                             |                                     | 434.756 | 686.802.376                    | 128.273.934   | 24.079.603                     | 6.891.099 | 145.462.439 | 541.166.838                        |                                   |                              | 173.999   |

FORUL 4 ALL






SITUATIA ACTIVEI FIXE AMORTIZABILE  
31.12.2021

Anexa 35a

- lei -

| DENUMIREA ACTIVEI<br>FIXE  | Cod | Existenta<br>31.12.2021 |   | SOLD LA<br>INCEPUTUL<br>ANULUI | CRESTERI           |                             |             |  |                          |             |
|--|-----|-------------------------|---|--------------------------------|--------------------|-----------------------------|-------------|--|--------------------------|-------------|
|  |     | 1                       | 2 |                                | TOTAL<br>din care: | diferente din<br>reevaluare | achizitii*) | transferuri/<br>primite<br>cu titlu<br>gratuit | donatii,<br>sponsorizari | alte<br>cai |
|  |     |                         |   |                                |                    |                             |             |  |                          |             |
| A  | B   | 1                       | 2 | 3                              | 4=5+6+7+8+9        | 5                           | 6           | 7  | 8                        | 9           |
| Concesiuni,brevele,licente,marci<br>comerciale,drepturi si active<br>similare (cl.2050000)   | 003 |                         |   | 1.379.534                      | 121.032            |                             | 121.032     |  |                          |             |
| Alte active fixe necorporale(cl.2080100,2080200)   | 004 |                         |   | 9.665.789                      | 381.515            |                             | 381.515     |  |                          |             |
| TOTAL  | 005 |                         |   | 11.045.323                     | 502.547            |                             | 502.547     |  |                          |             |
| ACTIVE FIXE CORPORALE  | 007 |                         |   |                                |                    |                             |             |  |                          |             |
| Amenajari la terenuri (cl.2110200)   | 007 |                         |   | 148.094.749                    | 177.015.989        |                             | 177.015.989 |  |                          |             |
| Constructii (cl.212) din care:   | 008 |                         |   | 144.271.131                    | 77.342.988         |                             | 77.342.988  |  |                          |             |
| -alte active fixe incadrate in grupa constructii<br>(cl.2120901),din care:   | 016 |                         |   | 144.271.131                    | 77.342.988         |                             | 77.342.988  |  |                          |             |
| Instalatii tehnice,mijloace de transport,<br>animale si plantatii (cl.2130100,2130200,<br>2130300,2130400)                             | 017 |                         |   | 45.638.742                     | 1.797.053          |                             | 1.740.756   | 16.297   |                          |             |
| Mobilier,aparatura birou,echipamente<br>de protectie a valorilor umane si mate-<br>riale si alte active fixe corporale<br>(cl.2140000) | 018 |                         |   | 80.776.374                     | 3.511.380          |                             | 3.511.380   |  |                          |             |
| TOTAL  | 019 |                         |   | 418.770.996                    | 259.627.410        |                             | 259.611.113 | 16.297   |                          |             |
| TOTAL ACTIVE FIXE  | 020 |                         |   | 429.816.319                    | 260.129.957        |                             | 260.113.660 | 16.297   |                          |             |





CUREȘTI

CONTUL DE EXECUȚIE AL BUGETULUI LOCAL - VENITURI  
SECTIUNEA DE FUNCTIONARE  
31.12.2021

Pag. 1 -lei-

| Capi-<br>tol | Sub-<br>capi-<br>tol | Pa-<br>ra-<br>graf | Gru-<br>pa/<br>Titlu | Ar-<br>ti-<br>col | Ali-<br>ne-<br>at | Denumire indicator  | Prevederi<br>bugetare<br>initiale | Prevederi<br>bugetare<br>definitive | Drepturi constatate |                        |                    | Incasari<br>realizate | Stingeri pe<br>alte cai<br>decat incasari | Drepturi<br>constatate<br>de incasat |
|--------------|----------------------|--------------------|----------------------|-------------------|-------------------|---|-----------------------------------|-------------------------------------|---------------------|------------------------|--------------------|-----------------------|---|--------------------------------------|
|              |                      |                    |                      |                   |                   |   |                                   |                                     | Total,<br>din care: | din anii<br>precedenti | din anul<br>curent |                       |   |                                      |
| A            |                      |                    |                      |                   |                   | B   | 1                                 | 2                                   | 3=4+5               | 4                      | 5                  | 6                     | 7   | 8=3-6-7                              |
| 0001         | 02                   |                    |                      |                   |                   | TOTAL VENITURI-BUGET LOCAL  | 1.149.275.850                     | 1.274.773.030                       | 967.983.140         | 232.187.512            | 735.795.628        | 714.233.884           | 2.104.141                                 | 251.645.115                          |
| 0002         |                      |                    |                      |                   |                   | I. VENITURI CURENTE   | 1.107.308.610                     | 1.232.805.790                       | 955.997.976         | 232.187.512            | 723.810.464        | 702.249.670           | 2.104.141                                 | 251.644.165                          |
| 0003         |                      |                    |                      |                   |                   | A. VENITURI FISCALE   | 803.752.880                       | 946.316.060                         | 1.012.647.834       | 150.849.263            | 861.798.571        | 847.124.195           |   | 165.523.639                          |
| 0004         |                      |                    |                      |                   |                   | A1. IMPOZIT PE VENIT, PROFIT SI<br>CASTIGURI DIN CAPITAL  | 525.539.610                       | 595.083.610                         | 502.695.123         | 17.862                 | 502.677.261        | 502.677.261           |   | 17.862                               |
| 0300         |                      |                    |                      |                   |                   | A1.2 IMPOZIT PE VENIT, PROFIT SI CASTIGURI<br>DIN CAPITAL DE LA PERSOANE FIZICE                     | 525.539.610                       | 595.083.610                         | 502.695.123         | 17.862                 | 502.677.261        | 502.677.261           |   | 17.862                               |
| 0302         |                      |                    |                      |                   |                   | IMPOZIT PE VENIT  | 1.000                             | 1.000                               | 18.202              | 17.862                 | 340                | 340                   |   | 17.862                               |
|              | 17                   |                    |                      |                   |                   | Impozit pe onorariul avocailor si<br>notarilor publici  | 1.000                             | 1.000                               | 18.202              | 17.862                 | 340                | 340                   |   | 17.862                               |
| 0402         |                      |                    |                      |                   |                   | COTE SI SUME DEFALCATE DIN IMPOZITUL PE<br>VENIT  | 525.538.610                       | 595.082.610                         | 502.676.921         |                        | 502.676.921        | 502.676.921           |   |                                      |
|              | 01                   |                    |                      |                   |                   | Cote defalcate din impozitul pe venit   |                                   |                                     | 27.256.149          |                        | 27.256.149         | 27.256.149            |   |                                      |
|              | 04                   |                    |                      |                   |                   | Sume alocate din cotele defalcate<br>din impozitul pe venit pentru<br>echilibrarea bugetelor locale | 525.538.610                       | 595.082.610                         | 475.420.772         |                        | 475.420.772        | 475.420.772           |   |                                      |
| 0700         | 02                   |                    |                      |                   |                   | A3 IMPOZITE SI TAXE PE PROPRIETATE  | 112.145.740                       | 104.560.740                         | 215.539.585         | 103.597.557            | 111.942.028        | 104.417.717           |   | 111.121.868                          |
| 0702         |                      |                    |                      |                   |                   | IMPOZITE SI TAXE PE PROPRIETATE   | 112.145.740                       | 104.560.740                         | 215.539.585         | 103.597.557            | 111.942.028        | 104.417.717           |   | 111.121.868                          |
|              | 01                   |                    |                      |                   |                   | Impozit si taxa pe cladiri  | 90.761.570                        | 82.761.570                          | 180.253.160         | 90.956.074             | 89.297.086         | 83.155.759            |   | 97.097.401                           |
|              | 01                   |                    |                      |                   |                   | Impozit pe cladiri de la persoane<br>fizice   | 26.585.680                        | 26.585.680                          | 39.759.127          | 9.096.790              | 30.662.337         | 27.931.217            |   | 11.827.910                           |
|              | 02                   |                    |                      |                   |                   | Impozit si taxa pe cladiri de la<br>persoane juridice   | 64.175.890                        | 56.175.890                          | 140.494.033         | 81.859.284             | 58.634.749         | 55.224.542            |   | 85.269.491                           |
|              | 02                   |                    |                      |                   |                   | Impozit si taxa pe teren  | 11.272.010                        | 12.272.010                          | 20.791.136          | 8.657.120              | 12.134.016         | 11.260.748            |   | 9.530.388                            |
|              | 01                   |                    |                      |                   |                   | Impozit pe terenuri de la persoane<br>fizice  | 4.968.260                         | 5.968.260                           | 8.112.556           | 2.468.980              | 5.643.576          | 5.547.349             |   | 2.565.207                            |





| Capi-<br>tol | Sub-<br>capi-<br>tol | Pa-<br>ra-<br>graf | Gru-<br>pa /<br>Titlu | Ar-<br>ti-<br>col | Ali-<br>ne-<br>at | Denumire indicator   | Prevederi<br>bugetare<br>initiale | Prevederi<br>bugetare<br>definitive | Drepturi constatate |                        |                    | Incasari<br>realizate | Stingeri pe<br>alte cai<br>decat incasari | Drepturi<br>constatate<br>de incasat |
|--------------|----------------------|--------------------|-----------------------|-------------------|-------------------|--|-----------------------------------|-------------------------------------|---------------------|------------------------|--------------------|-----------------------|---|--------------------------------------|
|              |                      |                    |                       |                   |                   |  |                                   |                                     | Total,<br>din care: | din anii<br>precedenti | din anul<br>curent |                       |   |                                      |
| A            |                      |                    |                       |                   |                   | B  | 1                                 | 2                                   | 3=4+5               | 4                      | 5                  | 6                     | 7   | 8=3-6-7                              |
| 1602         |                      |                    |                       |                   |                   | SAU PE DESFASURAREA DE ACTIVITATI  | 35.368.190                        | 35.019.190                          | 74.831.008          | 34.721.041             | 40.109.967         | 36.036.651            |   | 38.794.357                           |
|              | 02                   |                    |                       |                   |                   | Impozit pe mijloacele de transport   | 29.441.350                        | 29.092.350                          | 67.766.094          | 34.721.041             | 33.045.053         | 28.973.001            |   | 38.793.093                           |
|              |                      | 01                 |                       |                   |                   | Impozit pe mijloacele de transport<br>detinute de persoane fizice*)  | 18.950.230                        | 18.601.230                          | 41.982.009          | 21.377.054             | 20.604.955         | 18.227.743            |   | 23.754.266                           |
|              |                      |                    | 02                    |                   |                   | Impozit pe mijloace de transport<br>detinute persoane de juridice*)  | 10.491.120                        | 10.491.120                          | 25.784.085          | 13.343.987             | 12.440.098         | 10.745.258            |   | 15.038.827                           |
|              |                      |                    |                       | 03                |                   | Taxe si tarife pentru eliberarea de<br>licente si autorizatii de functionare                               | 5.920.510                         | 5.920.510                           | 7.064.894           |                        | 7.064.894          | 7.063.630             |   | 1.264                                |
|              |                      |                    |                       | 50                |                   | Alte taxe pe utilizarea bunurilor,<br>autorizarea utilizarii bunurilor sau pe<br>desfasurare de activitati | 6.330                             | 6.330                               | 20                  |                        | 20                 | 20                    |   |                                      |
| 1800         | 02                   |                    |                       |                   |                   | A6. ALTE IMPOZITE SI TAXE FISCALE  | 8.793.510                         | 8.793.510                           | 23.739.434          | 11.880.498             | 11.858.936         | 8.739.106             |   | 15.000.328                           |
| 1802         |                      |                    |                       |                   |                   | ALTE IMPOZITE SI TAXE FISCALE  | 8.793.510                         | 8.793.510                           | 23.739.434          | 11.880.498             | 11.858.936         | 8.739.106             |   | 15.000.328                           |
|              |                      | 50                 |                       |                   |                   | Alte impozite si taxe  | 8.793.510                         | 8.793.510                           | 23.739.434          | 11.880.498             | 11.858.936         | 8.739.106             |   | 15.000.328                           |
| 2900         | 02                   |                    |                       |                   |                   | C. VENITURI NEFISCALE  | 303.555.730                       | 286.489.730                         | -56.649.858         | 81.338.249             | -137.988.107       | -144.874.525          | 2.104.141                                 | 86.120.526                           |
| 3000         |                      |                    |                       |                   |                   | C1. VENITURI DIN PROPRIETATE   | 12.535.110                        | 10.535.110                          | 10.306.866          |                        | 10.306.866         | 10.300.444            |   | 6.422                                |
| 3002         |                      |                    |                       |                   |                   | VENITURI DIN PROPRIETATE   | 12.224.670                        | 10.224.670                          | 10.300.740          |                        | 10.300.740         | 10.294.318            |   | 6.422                                |
|              |                      |                    |                       | 05                |                   | Venituri din concesiuni si inchirieri  | 12.224.670                        | 10.224.670                          | 10.300.740          |                        | 10.300.740         | 10.294.318            |   | 6.422                                |
|              |                      |                    |                       | 30                |                   | Alte venituri din concesiuni si<br>inchirieri de catre institutiile publice                                | 12.224.670                        | 10.224.670                          | 10.300.740          |                        | 10.300.740         | 10.294.318            |   | 6.422                                |
| 3102         |                      |                    |                       |                   |                   | VENITURI DIN DOBANZI   | 310.440                           | 310.440                             | 6.126               |                        | 6.126              | 6.126                 |   |                                      |
|              |                      |                    |                       | 03                |                   | Alte venituri din dobanzi  | 310.440                           | 310.440                             | 6.126               |                        | 6.126              | 6.126                 |   |                                      |
| 3300         | 02                   |                    |                       |                   |                   | C2. VANZARI DE BUNURI SI SERVICII  | 291.020.620                       | 275.954.620                         | -66.956.724         | 81.338.249             | -148.294.973       | -155.174.969          | 2.104.141                                 | 86.114.104                           |
| 3302         |                      |                    |                       |                   |                   | VENITURI DIN PRESTARI DE SERVICII SI ALTE<br>ACTIVITATI  | 1.029.420                         | 1.029.420                           | 2.083.136           | 28.472                 | 2.054.664          | 2.045.872             | 12.049                                    | 25.215                               |
|              |                      |                    |                       | 08                |                   | Venituri din prestari de servicii  | 281.000                           | 281.000                             | 260.410             |                        | 260.410            | 260.290               |   | 120                                  |









| Capi-<br>tol | Sub-<br>capi-<br>tol | Pa-<br>ra-<br>graf | Gru-<br>pa/<br>Titlu | Ar-<br>ti-<br>col | Ali-<br>ne-<br>at | Denumire indicator   | Prevederi<br>bugetare<br>initiale | Prevederi<br>bugetare<br>definitive | Drepturi constatate |                        |                    | Incasari<br>realizate | Stingeri pe<br>alte cai<br>decat incasari | Drepturi<br>constatate<br>de incasat |
|--------------|----------------------|--------------------|----------------------|-------------------|-------------------|--|-----------------------------------|-------------------------------------|---------------------|------------------------|--------------------|-----------------------|---|--------------------------------------|
|              |                      |                    |                      |                   |                   |  |                                   |                                     | Total,<br>din care: | din anii<br>precedenti | din anul<br>curent |                       |   |                                      |
| A            |                      |                    |                      |                   |                   | B  | 1                                 | 2                                   | 3=4+5               | 4                      | 5                  | 6                     | 7   | 8=3-6-7                              |
| 3502         | 03                   |                    |                      |                   |                   | legii  | 16.000                            | 16.000                              |                     |                        |                    |                       |   |                                      |
|              |                      | 01                 |                      |                   |                   | Incasari din valorificarea bunurilor<br>confiscate, abandonate si alte sume<br>constatate odata cu confiscarea<br>potrivit legii | 16.000                            | 16.000                              |                     |                        |                    |                       |   |                                      |
| 3602         |                      |                    |                      |                   |                   | DIVERSE VENITURI   | 6.844.000                         | 3.778.000                           | 21.388.253          | 19.806.719             | 1.581.534          | 3.647.095             |   | 17.741.158                           |
|              |                      | 01                 |                      |                   |                   | Venituri din aplicarea prescriptiei<br>extinctive  | 30.000                            | 30.000                              | 288.317             |                        | 288.317            | 288.317               |   |                                      |
|              |                      |                    |                      | 01                |                   | Venituri din aplicarea prescriptiei<br>extinctive  | 30.000                            | 30.000                              | 288.317             |                        | 288.317            | 288.317               |   |                                      |
|              |                      | 06                 |                      |                   |                   | Taxe speciale  |                                   |                                     | 20.299.677          | 19.221.297             | 1.078.380          | 3.145.214             |   | 17.154.463                           |
|              |                      | 14                 |                      |                   |                   | Venituri din recuperarea cheltuielilor<br>efectuate in cursul procesului de<br>executare silita                                  | 1.056.000                         | 1.056.000                           | 395.490             | 400.491                | -5.001             | 37.387                |   | 358.103                              |
|              |                      | 50                 |                      |                   |                   | Alte venituri  | 5.758.000                         | 2.692.000                           | 404.769             | 184.931                | 219.838            | 176.177               |   | 228.592                              |
| 3702         |                      |                    |                      |                   |                   | TRANSFERURI VOLUNTARE, ALTELE DECAT<br>SUBVENTILE  | 260.000.000                       | 260.000.000                         | -167.674.571        | 274.749                | -167.949.320       | -171.930.000          | 2.092.092                                 | 2.163.337                            |
|              |                      | 01                 |                      |                   |                   | Donatii si sponsorizari  |                                   |                                     | 4.247.932           | 274.749                | 3.973.183          |                       | 2.084.595                                 | 2.163.337                            |
|              |                      | 03                 |                      |                   |                   | Varsaminte din sectiunea de functionare<br>pentru finantarea sectiunii de dezvol-<br>tare a bugetului local(cu semnul minus)     | 260.000.000                       | 260.000.000                         | -171.930.000        |                        | -171.930.000       | -171.930.000          |   |                                      |
|              |                      | 50                 |                      |                   |                   | Alte transferuri voluntare   |                                   |                                     | 7.497               |                        | 7.497              |                       | 7.497                                     |                                      |
| 4100         | 02                   |                    |                      |                   |                   | IV. SUBVENTII  | 41.967.240                        | 41.967.240                          | 11.984.214          |                        | 11.984.214         | 11.984.214            |   |                                      |
| 4200         |                      |                    |                      |                   |                   | SUBVENTII DE LA ALTE NIVELE ALE<br>ADMINISTRATIEI PUBLICE  | 41.967.240                        | 41.967.240                          | 11.984.214          |                        | 11.984.214         | 11.984.214            |   |                                      |
| 4202         |                      |                    |                      |                   |                   | SUBVENTII DE LA BUGETUL DE STAT  | 3.000.000                         | 3.000.000                           | 11.984.214          |                        | 11.984.214         | 11.984.214            |   |                                      |



| Capi-ol | Sub-capi-tol | Pa-ra-graf | Gru-pa / Titlu | Ar-ti-col | Ali-ne-at | Denumire indicator   | Prevederi bugetare initiale | Prevederi bugetare definitive | Drepturi constatate |                     |                 | Incasari realizate | Stingeri pe alte cai decat incasari | Drepturi constatate de incasat |
|---------|--------------|------------|----------------|-----------|-----------|--|-----------------------------|-------------------------------|---------------------|---------------------|-----------------|--------------------|-------------------------------------|--------------------------------|
|         |              |            |                |           |           |  |                             |                               | Total, din care:    | din anii precedenti | din anul curent |                    |                                     |                                |
| A       |              |            |                |           |           | B  | 1                           | 2                             | 3=4+5               | 4                   | 5               | 6                  | 7                                   | 8=3-6-7                        |
| 02      | 21           |            |                |           |           | Alte drepturi pentru dizabilitate si adoptie   | 600.000                     | 600.000                       | 580.423             |                     | 580.423         | 580.423            |                                     |                                |
|         | 35           |            |                |           |           | Subventii din bugetul de stat pentru finantarea unitatilor de asistenta medico-sociale                             | 2.400.000                   | 2.400.000                     | 1.679.000           |                     | 1.679.000       | 1.679.000          |                                     |                                |
|         | 66           |            |                |           |           | Subventii din bugetul de stat alocate conform contractelor incheiate cu directiile de sanatate publica             |                             |                               | 9.724.791           |                     | 9.724.791       | 9.724.791          |                                     |                                |
| 02      | 08           |            |                |           |           | SUBVENTII DE LA ALTE ADMINISTRATII   | 38.967.240                  | 38.967.240                    |                     |                     |                 |                    |                                     |                                |
|         |              |            |                |           |           | Subventii primite de la bugetele consiliilor locale si judetene pentru ajutoare in situatii de extrema dificultate | 38.967.240                  | 38.967.240                    |                     |                     |                 |                    |                                     |                                |
| 02      | 04           |            |                |           |           | SUME IN CURS DE DISTRIBUIRE  |                             |                               | 950                 |                     | 950             |                    |                                     | 950                            |
|         |              |            |                |           |           | Sume incasate pentru bugetul local in contul unic, in curs de distribuire  |                             |                               | 950                 |                     | 950             |                    |                                     | 950                            |








| Capi-<br>tol | Sub-<br>capi-<br>tol | Pa-<br>ra-<br>graf | Gru-<br>pa/<br>Titlu | Ar-<br>ti-<br>col | Ali-<br>ne-<br>at | Denumire indicator   | Prevederi<br>bugetare<br>initiale | Prevederi<br>bugetare<br>definitive | Drepturi constatate |                        |                    | Incasari<br>realizate | Stingeri pe<br>alte cai<br>decat incasari | Drepturi<br>constatate<br>de incasat |
|--------------|----------------------|--------------------|----------------------|-------------------|-------------------|--|-----------------------------------|-------------------------------------|---------------------|------------------------|--------------------|-----------------------|---|--------------------------------------|
|              |                      |                    |                      |                   |                   |  |                                   |                                     | Total,<br>din care: | din anii<br>precedenti | din anul<br>curent |                       |   |                                      |
| A            |                      |                    |                      |                   |                   | B  | 1                                 | 2                                   | 3=4+5               | 4                      | 5                  | 6                     | 7   | 8=3-6-7                              |
| 4202         | 20                   |                    |                      |                   |                   | bugetele locale necesare sustinerii derularii proiectelor finantate din fonduri externe nerambursabile(FEN) postaderare  |                                   | 3.920.000                           | 291.395             |                        | 291.395            | 291.395               |   |                                      |
|              | 65                   |                    |                      |                   |                   | Finantarea Programului National de Dezvoltare Locala   | 16.665.390                        | 47.241.390                          | 2.599.300           |                        | 2.599.300          | 2.599.300             |   |                                      |
|              | 69                   |                    |                      |                   |                   | Subventii de la bugetul de stat catre bugetele locale necesare sustinerii derularii proiectelor finantate din fonduri externe nerambursabile (FEN) postaderare, aferente perioadei de programare 2014-2020 | 2.176.000                         | 3.470.000                           | 28.596.017          | 3.562.355              | 25.033.662         | 4.555.604             |   | 24.040.413                           |
| 4502         |                      |                    |                      |                   |                   | SUME PRIMITE DE LA UE/ALTI DONATORI IN CONTUL PLATILOR EFECTUATE SI PREFINANTARI   |                                   | 690.000                             | 680.724             |                        | 680.724            | 680.724               |   |                                      |
|              | 01                   |                    |                      |                   |                   | Fondul european de Dezvoltare Regionala  |                                   | 690.000                             | 680.724             |                        | 680.724            | 680.724               |   |                                      |
|              | 02                   |                    |                      |                   |                   | Sume primite in contul platilor efectuate in anii anteriori  |                                   | 690.000                             | 680.724             |                        | 680.724            | 680.724               |   |                                      |
| 4602         |                      |                    |                      |                   |                   | ALTE SUME PRIMITE DE LA UE   | 157.000                           | 157.000                             |                     |                        |                    |                       |   |                                      |
|              | 04                   |                    |                      |                   |                   | Alte sume primite din fonduri de la Uniunea Europeana pentru programele operationale finantate din cadrul financiar 2014-2020  | 157.000                           | 157.000                             |                     |                        |                    |                       |   |                                      |
| 4802         |                      |                    |                      |                   |                   | SUME PRIMITE DE LA UE/ALTI DONATORI IN CONTUL PLATILOR EFECTUATE SI PREFINANTARI   |                                   |                                     |                     |                        |                    |                       |   |                                      |
|              |                      |                    |                      |                   |                   | AFERENTE CADRULUI FINANCIAR 2014-2020  | 279.650.870                       | 316.174.870                         | 100.043.112         | 15.871.646             | 84.171.466         | 21.370.881            |   | 78.672.231                           |
|              | 01                   |                    |                      |                   |                   | Fondul European de Dezvoltare Regionala(FEDR)  | 279.228.870                       | 315.336.870                         | 98.797.973          | 15.811.245             | 82.986.728         | 20.186.143            |   | 78.611.830                           |





| Capi-<br>tol | Sub-<br>capi-<br>tol | Pa-<br>ra-<br>graf | Gru-<br>pa/<br>Titlu | Ar-<br>ti-<br>col | Ali-<br>ne-<br>at | Denumire indicator   | Prevederi<br>bugetare<br>initiale | Prevederi<br>bugetare<br>definitive | Drepturi constatate |                        |                    | Incasari<br>realizate | Stingeri pe<br>alte cai<br>decat incasari | Drepturi<br>constatate<br>de incasat |
|--------------|----------------------|--------------------|----------------------|-------------------|-------------------|--|-----------------------------------|-------------------------------------|---------------------|------------------------|--------------------|-----------------------|---|--------------------------------------|
|              |                      |                    |                      |                   |                   |  |                                   |                                     | Total,<br>din care: | din anii<br>precedenti | din anul<br>curent |                       |   |                                      |
| A            |                      |                    |                      |                   |                   | B  | 1                                 | 2                                   | 3=4+5               | 4                      | 5                  | 6                     | 7   | 8=3-6-7                              |
| 4802         | 01                   | 01                 |                      |                   |                   | Sume primite in contul platilor efectuate<br>in anul curent    | 266.505.870                       | 300.738.870                         | 80.294.401          | 15.116.876             | 65.177.525         | 1.682.571             |   | 78.611.830                           |
|              |                      | 02                 |                      |                   |                   | Sume primite in contul platilor efectuate<br>in anii anteriori | 9.248.000                         | 9.248.000                           | 13.163.467          | 694.369                | 12.469.098         | 13.163.467            |   |                                      |
|              |                      | 03                 |                      |                   |                   | Prefinantare   | 3.475.000                         | 5.350.000                           | 5.340.105           |                        | 5.340.105          | 5.340.105             |   |                                      |
|              | 02                   |                    |                      |                   |                   | Fondul Social European(FSE)                                    | 422.000                           | 768.000                             | 1.176.446           | 60.401                 | 1.116.045          | 1.116.045             |   | 60.401                               |
|              |                      | 01                 |                      |                   |                   | Sume primite in contul platilor efectuate<br>in anul curent    | 118.000                           | 118.000                             | 310.187             | 60.401                 | 249.786            | 249.786               |   | 60.401                               |
|              |                      | 02                 |                      |                   |                   | Sume primite in contul platilor efectuate<br>in anii anteriori | 210.000                           | 210.000                             | 426.735             |                        | 426.735            | 426.735               |   |                                      |
|              |                      | 03                 |                      |                   |                   | Prefinantare   | 94.000                            | 440.000                             | 439.524             |                        | 439.524            | 439.524               |   |                                      |
|              | 03                   |                    |                      |                   |                   | Fondul de Coeziune(FC)   |                                   | 70.000                              | 68.693              |                        | 68.693             | 68.693                |   |                                      |
|              |                      | 01                 |                      |                   |                   | Sume primite in contul platilor efectuate<br>in anul curent    |                                   | 70.000                              | 68.693              |                        | 68.693             | 68.693                |   |                                      |







| Capi-<br>tol | Sub-<br>capi-<br>tol | Pa-<br>ra-<br>graf | Gru-<br>pa /<br>Titlu | Ar-<br>ti-<br>col | Ali-<br>ne-<br>at | Denumire indicator   | Prevederi<br>bugetare<br>initiale | Prevederi<br>bugetare<br>definitive | Drepturi constatate |                        |                    | Incasari<br>realizate | Stingeri pe<br>alte cai<br>decat incasari | Drepturi<br>constatate<br>de incasat |
|--------------|----------------------|--------------------|-----------------------|-------------------|-------------------|--|-----------------------------------|-------------------------------------|---------------------|------------------------|--------------------|-----------------------|---|--------------------------------------|
|              |                      |                    |                       |                   |                   |  |                                   |                                     | Total,<br>din care: | din anii<br>precedenti | din anul<br>curent |                       |   |                                      |
| A            |                      |                    |                       |                   |                   | B  | 1                                 | 2                                   | 3=4+5               | 4                      | 5                  | 6                     | 7   | 8=3-6-7                              |
| 3710         | 03                   |                    |                       |                   |                   | pentru finantarea sectiunii de dezvoltare<br>a bugetului local   | -150.000                          | -150.000                            |                     |                        |                    |                       |   |                                      |
| 4000         | 10                   |                    |                       |                   |                   | III. OPERATIUNI FINANCIARE   | 1.627.670                         | 1.627.669                           |                     |                        |                    |                       |   |                                      |
| 4010         |                      |                    |                       |                   |                   | INCASARI DIN RAMBURSAREA IMPRUMUTURILOR<br>ACORDATE  | 1.627.670                         | 1.627.669                           |                     |                        |                    |                       |   |                                      |
|              | 15                   |                    |                       |                   |                   | Sume utilizate din excedentul anului<br>precedent pentru efectuarea de<br>cheltuieli                           | 1.627.670                         | 1.627.669                           |                     |                        |                    |                       |   |                                      |
|              |                      |                    |                       |                   | 01                | Sume utilizate de administratiile<br>locale din excedentul anului precedent<br>pentru sectiunea de functionare | 1.627.670                         | 1.627.669                           |                     |                        |                    |                       |   |                                      |
| 4100         | 10                   |                    |                       |                   |                   | IV. SUBVENTII  | 173.800                           | 173.800                             |                     |                        |                    |                       |   |                                      |
| 4310         |                      |                    |                       |                   |                   | SUBVENTII DE LA ALTE ADMINISTRATII   | 173.800                           | 173.800                             |                     |                        |                    |                       |   |                                      |
|              | 09                   |                    |                       |                   |                   | Subventii pentru institutii publice  | 173.800                           | 173.800                             |                     |                        |                    |                       |   |                                      |









URESTI

CONTUL DE EXECUTIE AL INSTITUTIILOR PUBLICE FINANTATE  
DIN VENITURI PROPRII SI SUBVENTII DIN BUGETUL LOCAL - VENITURI  
SECTIUNEA DE DEZVOLTARE  
31.12.2021

Pag. 1 -lei-



| Capi-<br>tol | Sub-<br>capi-<br>tol | Pa-<br>ra-<br>graf | Gru-<br>pa/<br>Titlu | Ar-<br>ti-<br>col | Ali-<br>ne-<br>at | Denumire indicator                                 | Prevederi<br>bugetare<br>initiale | Prevederi<br>bugetare<br>definitive | Drepturi constatate |                        |                    | Incasari<br>realizate | Stingeri pe<br>alte cai<br>decat incasari | Drepturi<br>constatate<br>de incasat |
|--------------|----------------------|--------------------|----------------------|-------------------|-------------------|--|-----------------------------------|-------------------------------------|---------------------|------------------------|--------------------|-----------------------|---|--------------------------------------|
|              |                      |                    |                      |                   |                   |  |                                   |                                     | Total,<br>din care: | din anii<br>precedenti | din anul<br>curent |                       |   |                                      |
| A            |                      |                    |                      |                   |                   | B  | 1                                 | 2                                   | 3=4+5               | 4                      | 5                  | 6                     | 7   | 8=3-6-7                              |
| 0001         | 10                   |                    |                      |                   |                   | TOTAL VENITURI-VENITURI PROPRII,SUBVENTII          | 150.000                           | 150.000                             |                     |                        |                    |                       |   |                                      |
| 0002         |                      |                    |                      |                   |                   | I. VENITURI CURENTE                                | 150.000                           | 150.000                             |                     |                        |                    |                       |   |                                      |
| 2900         |                      |                    |                      |                   |                   | C. VENITURI NEFISCALE                              | 150.000                           | 150.000                             |                     |                        |                    |                       |   |                                      |
| 3300         |                      |                    |                      |                   |                   | C2. VANZARI DE BUNURI SI SERVICII                  | 150.000                           | 150.000                             |                     |                        |                    |                       |   |                                      |
| 3710         |                      |                    |                      |                   |                   | TRANSFERURI VOLUNTARE, ALTELE DECAT<br>SUBVENTIILE | 150.000                           | 150.000                             |                     |                        |                    |                       |   |                                      |
| 04           |                      |                    |                      |                   |                   | Varsaminte din sectiunea de functionare            | 150.000                           | 150.000                             |                     |                        |                    |                       |   |                                      |







| Capi-<br>tol | Sub-<br>capi-<br>tol | Pa-<br>ra-<br>graf | Gru-<br>pa/<br>Titlu | Ar-<br>ti-<br>col | Ali-<br>ne-<br>at | Denumire indicator   | Prevederi<br>bugetare<br>initiale | Prevederi<br>bugetare<br>definitive | Drepturi constatate |                        |                    | Incasari<br>realizate | Stingeri pe<br>alte cai<br>decat incasari | Drepturi<br>constatate<br>de incasat |
|--------------|----------------------|--------------------|----------------------|-------------------|-------------------|--|-----------------------------------|-------------------------------------|---------------------|------------------------|--------------------|-----------------------|---|--------------------------------------|
|              |                      |                    |                      |                   |                   |  |                                   |                                     | Total,<br>din care: | din anii<br>precedenti | din anul<br>curent |                       |   |                                      |
| A            |                      |                    |                      |                   |                   | B  | 1                                 | 2                                   | 3=4+5               | 4                      | 5                  | 6                     | 7   | 8=3-6-7                              |
| 3710         | 03                   |                    |                      |                   |                   | pentru finantarea sectiunii de dezvoltare<br>a bugetului local   | -150.000                          | -150.000                            |                     |                        |                    |                       |   |                                      |
|              | 04                   |                    |                      |                   |                   | Varsaminte din sectiunea de functionare  | 150.000                           | 150.000                             |                     |                        |                    |                       |   |                                      |
| 4000         | 10                   |                    |                      |                   |                   | III. OPERATIUNI FINANCIARE   | 1.627.670                         | 1.627.669                           |                     |                        |                    |                       |   |                                      |
| 4010         |                      |                    |                      |                   |                   | INCASARI DIN RAMBURSAREA IMPRUMUTURILOR<br>ACORDATE  | 1.627.670                         | 1.627.669                           |                     |                        |                    |                       |   |                                      |
|              | 15                   |                    |                      |                   |                   | Sume utilizate din excedentul anului<br>precedent pentru efectuarea de<br>cheltuieli                           | 1.627.670                         | 1.627.669                           |                     |                        |                    |                       |   |                                      |
|              | 01                   |                    |                      |                   |                   | Sume utilizate de administratiile<br>locale din excedentul anului precedent<br>pentru sectiunea de functionare | 1.627.670                         | 1.627.669                           |                     |                        |                    |                       |   |                                      |
| 4100         | 10                   |                    |                      |                   |                   | IV. SUBVENTII  | 173.800                           | 173.800                             |                     |                        |                    |                       |   |                                      |
| 4310         |                      |                    |                      |                   |                   | SUBVENTII DE LA ALTE ADMINISTRATII   | 173.800                           | 173.800                             |                     |                        |                    |                       |   |                                      |
|              | 09                   |                    |                      |                   |                   | Subventii pentru institutii publice  | 173.800                           | 173.800                             |                     |                        |                    |                       |   |                                      |





ICURESTI

CONTUL DE EXECUTIE AL BUGETULUI LOCAL - VENITURI  
31.12.2021

Pag. 1 -lei-

| Capi-<br>tol | Sub-<br>capi-<br>tol | Pa-<br>ra-<br>graf | Gru-<br>pa/<br>Titlu | Ar-<br>ti-<br>col | Ali-<br>ne-<br>at | Denumire indicator  | Prevederi<br>bugetare<br>initiale | Prevederi<br>bugetare<br>definitive | Drepturi constatate |                        |                    | Incasari<br>realizate | Stingeri pe<br>alte cai<br>decat incasari | Drepturi<br>constatate<br>de incasat |
|--------------|----------------------|--------------------|----------------------|-------------------|-------------------|---|-----------------------------------|-------------------------------------|---------------------|------------------------|--------------------|-----------------------|---|--------------------------------------|
|              |                      |                    |                      |                   |                   |   |                                   |                                     | Total,<br>din care: | din anii<br>precedenti | din anul<br>curent |                       |   |                                      |
| A            |                      |                    |                      |                   |                   | B   | 1                                 | 2                                   | 3=4+5               | 4                      | 5                  | 6                     | 7   | 8=3-6-7                              |
| 0001         | 02                   |                    |                      |                   |                   | TOTAL VENITURI-BUGET LOCAL  | 1.219.870.000                     | 1.418.371.180                       | 1.361.998.327       | 251.621.513            | 1.110.376.814      | 1.000.560.663         | 2.104.141                                 | 359.333.523                          |
| 0002         |                      |                    |                      |                   |                   | I. VENITURI CURENTE   | 847.308.610                       | 972.805.790                         | 1.127.927.976       | 232.187.512            | 895.740.464        | 874.179.670           | 2.104.141                                 | 251.644.165                          |
| 0003         |                      |                    |                      |                   |                   | A. VENITURI FISCALE   | 803.752.880                       | 946.316.060                         | 1.012.647.834       | 150.849.263            | 861.798.571        | 847.124.195           |   | 165.523.639                          |
| 0004         |                      |                    |                      |                   |                   | A1. IMPOZIT PE VENIT, PROFIT SI<br>CASTIGURI DIN CAPITAL  | 525.539.610                       | 595.083.610                         | 502.695.123         | 17.862                 | 502.677.261        | 502.677.261           |   | 17.862                               |
| 0300         |                      |                    |                      |                   |                   | A1.2 IMPOZIT PE VENIT, PROFIT SI CASTIGURI<br>DIN CAPITAL DE LA PERSOANE FIZICE                     | 525.539.610                       | 595.083.610                         | 502.695.123         | 17.862                 | 502.677.261        | 502.677.261           |   | 17.862                               |
| 0302         |                      |                    |                      |                   |                   | IMPOZIT PE VENIT  | 1.000                             | 1.000                               | 18.202              | 17.862                 | 340                | 340                   |   | 17.862                               |
|              | 17                   |                    |                      |                   |                   | Impozit pe onorariul avocatilor si<br>notarilor publici   | 1.000                             | 1.000                               | 18.202              | 17.862                 | 340                | 340                   |   | 17.862                               |
| 0402         |                      |                    |                      |                   |                   | COTE SI SUME DEFALCATE DIN IMPOZITUL PE<br>VENIT  | 525.538.610                       | 595.082.610                         | 502.676.921         |                        | 502.676.921        | 502.676.921           |   |                                      |
|              | 01                   |                    |                      |                   |                   | Cote defalcate din impozitul pe venit   |                                   |                                     | 27.256.149          |                        | 27.256.149         | 27.256.149            |   |                                      |
|              | 04                   |                    |                      |                   |                   | Sume alocate din cotele defalcate<br>din impozitul pe venit pentru<br>echilibrarea bugetelor locale | 525.538.610                       | 595.082.610                         | 475.420.772         |                        | 475.420.772        | 475.420.772           |   |                                      |
| 0700         | 02                   |                    |                      |                   |                   | A3 IMPOZITE SI TAXE PE PROPRIETATE  | 112.145.740                       | 104.560.740                         | 215.539.585         | 103.597.557            | 111.942.028        | 104.417.717           |   | 111.121.868                          |
| 0702         |                      |                    |                      |                   |                   | IMPOZITE SI TAXE PE PROPRIETATE   | 112.145.740                       | 104.560.740                         | 215.539.585         | 103.597.557            | 111.942.028        | 104.417.717           |   | 111.121.868                          |
|              | 01                   |                    |                      |                   |                   | Impozit si taxa pe cladiri  | 90.761.570                        | 82.761.570                          | 180.253.160         | 90.956.074             | 89.297.086         | 83.155.759            |   | 97.097.401                           |
|              | 01                   |                    |                      |                   |                   | Impozit pe cladiri de la persoane<br>fizice   | 26.585.680                        | 26.585.680                          | 39.759.127          | 9.096.790              | 30.662.337         | 27.931.217            |   | 11.827.910                           |
|              | 02                   |                    |                      |                   |                   | Impozit si taxa pe cladiri de la<br>persoane juridice   | 64.175.890                        | 56.175.890                          | 140.494.033         | 81.859.284             | 58.634.749         | 55.224.542            |   | 85.269.491                           |
|              | 02                   |                    |                      |                   |                   | Impozit si taxa pe teren  | 11.272.010                        | 12.272.010                          | 20.791.136          | 8.657.120              | 12.134.016         | 11.260.748            |   | 9.530.388                            |
|              | 01                   |                    |                      |                   |                   | Impozit pe terenuri de la persoane<br>fizice  | 4.968.260                         | 5.968.260                           | 8.112.556           | 2.468.980              | 5.643.576          | 5.547.349             |   | 2.565.207                            |





| Capi-<br>tol | Sub-<br>capi-<br>tol | Pa-<br>ra-<br>graf | Gru-<br>pa /<br>Titlu | Ar-<br>ti-<br>col | Ali-<br>ne-<br>at | Denumire indicator   | Prevederi<br>bugetare<br>initiale | Prevederi<br>bugetare<br>definitive | Drepturi constatate |                        |                    | Incasari<br>realizate | Stingeri pe<br>alte cai<br>decat incasari | Drepturi<br>constatate<br>de incasat |
|--------------|----------------------|--------------------|-----------------------|-------------------|-------------------|--|-----------------------------------|-------------------------------------|---------------------|------------------------|--------------------|-----------------------|---|--------------------------------------|
|              |                      |                    |                       |                   |                   |  |                                   |                                     | Total,<br>din care: | din anii<br>precedenti | din anul<br>curent |                       |   |                                      |
| A            |                      |                    |                       |                   |                   | B  | 1                                 | 2                                   | 3=4+5               | 4                      | 5                  | 6                     | 7   | 8=3-6-7                              |
| 1602         |                      |                    |                       |                   |                   | SAU PE DESFASURAREA DE ACTIVITATI  | 35.368.190                        | 35.019.190                          | 74.831.008          | 34.721.041             | 40.109.967         | 36.036.651            |   | 38.794.357                           |
|              | 02                   |                    |                       |                   |                   | Impozit pe mijloacele de transport   | 29.441.350                        | 29.092.350                          | 67.766.094          | 34.721.041             | 33.045.053         | 28.973.001            |   | 38.793.093                           |
|              |                      | 01                 |                       |                   |                   | Impozit pe mijloacele de transport<br>detinute de persoane fizice*)  | 18.950.230                        | 18.601.230                          | 41.982.009          | 21.377.054             | 20.604.955         | 18.227.743            |   | 23.754.266                           |
|              |                      |                    | 02                    |                   |                   | Impozit pe mijloace de transport<br>detinute persoane de juridice*)  | 10.491.120                        | 10.491.120                          | 25.784.085          | 13.343.987             | 12.440.098         | 10.745.258            |   | 15.038.827                           |
|              |                      |                    |                       | 03                |                   | Taxe si tarife pentru eliberarea de<br>licente si autorizatii de functionare                               | 5.920.510                         | 5.920.510                           | 7.064.894           |                        | 7.064.894          | 7.063.630             |   | 1.264                                |
|              |                      |                    |                       |                   | 50                | Alte taxe pe utilizarea bunurilor,<br>autorizarea utilizarii bunurilor sau pe<br>desfasurare de activitati | 6.330                             | 6.330                               | 20                  |                        | 20                 | 20                    |   |                                      |
| 1800         | 02                   |                    |                       |                   |                   | A6. ALTE IMPOZITE SI TAXE FISCALE  | 8.793.510                         | 8.793.510                           | 23.739.434          | 11.880.498             | 11.858.936         | 8.739.106             |   | 15.000.328                           |
| 1802         |                      |                    |                       |                   |                   | ALTE IMPOZITE SI TAXE FISCALE  | 8.793.510                         | 8.793.510                           | 23.739.434          | 11.880.498             | 11.858.936         | 8.739.106             |   | 15.000.328                           |
|              |                      | 50                 |                       |                   |                   | Alte impozite si taxe  | 8.793.510                         | 8.793.510                           | 23.739.434          | 11.880.498             | 11.858.936         | 8.739.106             |   | 15.000.328                           |
| 2900         | 02                   |                    |                       |                   |                   | C. VENITURI NEFISCALE  | 43.555.730                        | 26.489.730                          | 115.280.142         | 81.338.249             | 33.941.893         | 27.055.475            | 2.104.141                                 | 86.120.526                           |
| 3000         |                      |                    |                       |                   |                   | C1. VENITURI DIN PROPRIETATE   | 12.535.110                        | 10.535.110                          | 10.306.866          |                        | 10.306.866         | 10.300.444            |   | 6.422                                |
| 3002         |                      |                    |                       |                   |                   | VENITURI DIN PROPRIETATE   | 12.224.670                        | 10.224.670                          | 10.300.740          |                        | 10.300.740         | 10.294.318            |   | 6.422                                |
|              |                      |                    |                       |                   | 05                | Venituri din concesiuni si inchirieri  | 12.224.670                        | 10.224.670                          | 10.300.740          |                        | 10.300.740         | 10.294.318            |   | 6.422                                |
|              |                      |                    |                       |                   | 30                | Alte venituri din concesiuni si<br>inchirieri de catre institutiile publice                                | 12.224.670                        | 10.224.670                          | 10.300.740          |                        | 10.300.740         | 10.294.318            |   | 6.422                                |
| 3102         |                      |                    |                       |                   |                   | VENITURI DIN DOBANZI   | 310.440                           | 310.440                             | 6.126               |                        | 6.126              | 6.126                 |   |                                      |
|              |                      |                    |                       |                   | 03                | Alte venituri din dobanzi  | 310.440                           | 310.440                             | 6.126               |                        | 6.126              | 6.126                 |   |                                      |
| 3300         | 02                   |                    |                       |                   |                   | C2. VANZARI DE BUNURI SI SERVICII  | 31.020.620                        | 15.954.620                          | 104.973.276         | 81.338.249             | 23.635.027         | 16.755.031            | 2.104.141                                 | 86.114.104                           |
| 3302         |                      |                    |                       |                   |                   | VENITURI DIN PRESTARI DE SERVICII SI ALTE<br>ACTIVITATI  | 1.029.420                         | 1.029.420                           | 2.083.136           | 28.472                 | 2.054.664          | 2.045.872             | 12.049                                    | 25.215                               |
|              |                      |                    |                       |                   | 08                | Venituri din prestari de servicii  | 281.000                           | 281.000                             | 260.410             |                        | 260.410            | 260.290               |   | 120                                  |











| Capi-<br>tol | Sub-<br>capi-<br>tol | Pa-<br>ra-<br>graf | Gru-<br>pa/<br>Titlu | Ar-<br>ti-<br>col | Ali-<br>ne-<br>at | Denumire indicator   | Prevederi<br>bugetare<br>initiale | Prevederi<br>bugetare<br>definitive | Drepturi constatate |                        |                    | Incasari<br>realizate | Stingeri pe<br>alte cai<br>decat incasari | Drepturi<br>constatate<br>de incasat |
|--------------|----------------------|--------------------|----------------------|-------------------|-------------------|--|-----------------------------------|-------------------------------------|---------------------|------------------------|--------------------|-----------------------|---|--------------------------------------|
|              |                      |                    |                      |                   |                   |  |                                   |                                     | Total,<br>din care: | din anii<br>precedenti | din anul<br>curent |                       |   |                                      |
| A            |                      |                    |                      |                   |                   | B  | 1                                 | 2                                   | 3=4+5               | 4                      | 5                  | 6                     | 7   | 8=3-6-7                              |
| 4202         | 65                   |                    |                      |                   |                   | Dezvoltare Locala  | 16.665.390                        | 47.241.390                          | 2.599.300           |                        | 2.599.300          | 2.599.300             |   |                                      |
|              | 66                   |                    |                      |                   |                   | Subventii din bugetul de stat alocate conform contractelor incheiate cu directiile de sanatate publica   |                                   |                                     | 9.724.791           |                        | 9.724.791          | 9.724.791             |   |                                      |
|              | 69                   |                    |                      |                   |                   | Subventii de la bugetul de stat catre bugetele locale necesare sustinerii derularii proiectelor finantate din fonduri externe nerambursabile (FEN) postaderare, aferente perioadei de programare 2014-2020 | 2.176.000                         | 3.470.000                           | 28.596.017          | 3.562.355              | 25.033.662         | 4.555.604             |   | 24.040.413                           |
| 4302         |                      |                    |                      |                   |                   | SUBVENTII DE LA ALTE ADMINISTRATII   | 38.967.240                        | 38.967.240                          |                     |                        |                    |                       |   |                                      |
|              | 08                   |                    |                      |                   |                   | Subventii primite de la bugetele consiliilor locale si judetene pentru ajutoare in situatii de extrema dificultate   | 38.967.240                        | 38.967.240                          |                     |                        |                    |                       |   |                                      |
| 4502         |                      |                    |                      |                   |                   | SUME PRIMITE DE LA UE/ALTI DONATORI IN CONTUL PLATILOR EFECTUATE SI PREFINANTARI   |                                   | 690.000                             | 680.724             |                        | 680.724            | 680.724               |   |                                      |
|              | 01                   |                    |                      |                   |                   | Fondul european de Dezvoltare Regionala  |                                   | 690.000                             | 680.724             |                        | 680.724            | 680.724               |   |                                      |
|              | 02                   |                    |                      |                   |                   | Sume primite in contul platilor efectuate in anii anteriori  |                                   | 690.000                             | 680.724             |                        | 680.724            | 680.724               |   |                                      |
| 4602         |                      |                    |                      |                   |                   | ALTE SUME PRIMITE DE LA UE   | 157.000                           | 157.000                             |                     |                        |                    |                       |   |                                      |
|              | 04                   |                    |                      |                   |                   | Alte sume primite din fonduri de la Uniunea Europeana pentru programele operationale finantate din cadrul financiar 2014-2020  | 157.000                           | 157.000                             |                     |                        |                    |                       |   |                                      |
| 4702         |                      |                    |                      |                   |                   | SUME IN CURS DE DISTRIBUIRE  |                                   |                                     | 950                 |                        | 950                |                       |   | 950                                  |



| Capi-<br>tol | Sub-<br>capi-<br>tol | Pa-<br>ra-<br>graf | Gru-<br>pa /<br>Titlu | Ar-<br>ti-<br>col | Ali-<br>ne-<br>at | Denumire indicator   | Prevederi<br>bugetare<br>initiale | Prevederi<br>bugetare<br>definitive | Drepturi constatate |                        |                    | Incasari<br>realizate | Stingeri pe<br>alte cai<br>decat incasari | Drepturi<br>constatate<br>de incasat |
|--------------|----------------------|--------------------|-----------------------|-------------------|-------------------|--|-----------------------------------|-------------------------------------|---------------------|------------------------|--------------------|-----------------------|---|--------------------------------------|
|              |                      |                    |                       |                   |                   |  |                                   |                                     | Total,<br>din care: | din anii<br>precedenti | din anul<br>curent |                       |   |                                      |
| A            |                      |                    |                       |                   |                   | B  | 1                                 | 2                                   | 3=4+5               | 4                      | 5                  | 6                     | 7   | 8=3-6-7                              |
| 4702         | 04                   |                    |                       |                   |                   | Sume incasate pentru bugetul local in<br>contul unic, in curs de distribuire   |                                   |                                     | 950                 |                        | 950                |                       |   | 950                                  |
| 4802         |                      |                    |                       |                   |                   | SUME PRIMITE DE LA UE/ALTI DONATORI IN<br>CONTUL PLATILOR EFECTUATE SI PREFINANTARI<br>AFERENTE CADRULUI FINANCIAR 2014-2020 | 279.650.870                       | 316.174.870                         | 100.043.112         | 15.871.646             | 84.171.466         | 21.370.881            |   | 78.672.231                           |
|              | 01                   |                    |                       |                   |                   | Fondul European de Dezvoltare Regionala(FEDR)  | 279.228.870                       | 315.336.870                         | 98.797.973          | 15.811.245             | 82.986.728         | 20.186.143            |   | 78.611.830                           |
|              |                      | 01                 |                       |                   |                   | Sume primite in contul platilor efectuate<br>in anul curent  | 266.505.870                       | 300.738.870                         | 80.294.401          | 15.116.876             | 65.177.525         | 1.682.571             |   | 78.611.830                           |
|              |                      | 02                 |                       |                   |                   | Sume primite in contul platilor efectuate<br>in anii anteriori   | 9.248.000                         | 9.248.000                           | 13.163.467          | 694.369                | 12.469.098         | 13.163.467            |   |                                      |
|              |                      | 03                 |                       |                   |                   | Prefinantare   | 3.475.000                         | 5.350.000                           | 5.340.105           |                        | 5.340.105          | 5.340.105             |   |                                      |
|              | 02                   |                    |                       |                   |                   | Fondul Social European(FSE)  | 422.000                           | 768.000                             | 1.176.446           | 60.401                 | 1.116.045          | 1.116.045             |   | 60.401                               |
|              |                      | 01                 |                       |                   |                   | Sume primite in contul platilor efectuate<br>in anul curent  | 118.000                           | 118.000                             | 310.187             | 60.401                 | 249.786            | 249.786               |   | 60.401                               |
|              |                      | 02                 |                       |                   |                   | Sume primite in contul platilor efectuate<br>in anii anteriori   | 210.000                           | 210.000                             | 426.735             |                        | 426.735            | 426.735               |   |                                      |
|              |                      | 03                 |                       |                   |                   | Prefinantare   | 94.000                            | 440.000                             | 439.524             |                        | 439.524            | 439.524               |   |                                      |
|              | 03                   |                    |                       |                   |                   | Fondul de Coeziune(FC)   |                                   | 70.000                              | 68.693              |                        | 68.693             | 68.693                |   |                                      |
|              |                      | 01                 |                       |                   |                   | Sume primite in contul platilor efectuate<br>in anul curent  |                                   | 70.000                              | 68.693              |                        | 68.693             | 68.693                |   |                                      |

1 CORIBUGAS

ca



MUNICIPIUL BUCURESTI

CONTUL DE EXECUTIE AL INSTITUTIILOR PUBLICE FINANTATE  
DIN VENITURI PROPRII SI SUBVENTII DIN BUGETUL LOCAL - CHELTUIELI  
31.12.2021

Pag. 1 - lei-

| Capi-<br>tol | Sub-<br>capi-<br>tol | Pa-<br>ra-<br>graf | Gru-<br>pa /<br>Titlu | Ar-<br>ti-<br>col | Ali-<br>ne-<br>at | Denumire indicator   | Credite de angajament |            | Credite bugetare |            | Angajamente<br>bugetare | Angajamente<br>legale | Plati<br>efectuate | Angajamente<br>legale<br>de platit | Cheltuieli<br>efective |
|--------------|----------------------|--------------------|-----------------------|-------------------|-------------------|--|-----------------------|------------|------------------|------------|-------------------------|-----------------------|--------------------|------------------------------------|------------------------|
|              |                      |                    |                       |                   |                   |  | initiale              | definitive | initiale         | definitive |                         |                       |                    |                                    |                        |
| A            |                      |                    |                       |                   |                   | B  | 1                     | 2          | 3                | 4          | 5                       | 6                     | 7                  | 8=6-7                              | 9                      |
| 5010         |                      |                    |                       |                   |                   | TOTAL CHELTUIELI DIN VENITURI PROPRII<br>SI SUBVENTII                          |                       |            |                  |            |                         |                       |                    |                                    |                        |
|              |                      |                    |                       |                   |                   |  | 550.000               | 550.000    | 25.886.481       | 26.174.481 | 9.683.613               | 9.679.244             | 8.758.206          | 921.038                            | 8.686.523              |
| 6510         |                      |                    |                       |                   |                   | INVATAMANT   | 550.000               | 550.000    | 25.018.480       | 25.306.480 | 9.348.033               | 9.343.664             | 8.422.626          | 921.038                            | 8.284.356              |
|              | 03                   |                    |                       |                   |                   | Invatamant prescolar si primar   | 350.000               | 350.000    | 19.108.400       | 19.396.400 | 8.312.993               | 8.308.625             | 7.425.660          | 882.965                            | 7.170.414              |
|              |                      | 01                 |                       |                   |                   | Invatamant prescolar   |                       |            | 15.929.430       | 15.853.430 | 7.409.823               | 7.409.823             | 6.856.176          | 553.647                            | 6.582.079              |
|              |                      | 02                 |                       |                   |                   | Invatamant primar  | 350.000               | 350.000    | 3.178.970        | 3.542.970  | 903.170                 | 898.802               | 569.484            | 329.318                            | 588.335                |
|              | 04                   |                    |                       |                   |                   | Invatamant secundar  |                       |            | 4.500.680        | 4.500.680  | 720.333                 | 720.332               | 682.259            | 38.073                             | 748.263                |
|              |                      | 01                 |                       |                   |                   | Invatamant secundar inferior   |                       |            | 14.000           | 14.000     | 4.000                   | 4.000                 | 4.000              |                                    | 58.269                 |
|              |                      | 02                 |                       |                   |                   | Invatamant secundar superior   |                       |            | 4.486.680        | 4.486.680  | 716.333                 | 716.332               | 678.259            | 38.073                             | 689.994                |
|              | 05                   |                    |                       |                   |                   | Invatamant postliceal  | 200.000               | 200.000    | 1.357.700        | 1.357.700  | 314.707                 | 314.707               | 314.707            |                                    | 365.679                |
|              | 07                   |                    |                       |                   |                   | Invatamant nedefinibil prin nivel  |                       |            | 51.700           | 51.700     |                         |                       |                    |                                    |                        |
|              |                      | 04                 |                       |                   |                   | Invatamant special   |                       |            | 51.700           | 51.700     |                         |                       |                    |                                    |                        |
| 6710         |                      |                    |                       |                   |                   | CULTURA, RECREERE SI RELIGIE   |                       |            | 38.000           | 38.000     |                         |                       |                    |                                    |                        |
|              | 03                   |                    |                       |                   |                   | Servicii culturale   |                       |            | 38.000           | 38.000     |                         |                       |                    |                                    |                        |
|              |                      | 30                 |                       |                   |                   | Alte servicii culturale  |                       |            | 38.000           | 38.000     |                         |                       |                    |                                    |                        |
| 6810         |                      |                    |                       |                   |                   | ASIGURARI SI ASISTENTA SOCIALA   |                       |            | 830.000          | 830.000    | 335.579                 | 335.579               | 335.579            |                                    | 402.167                |
|              | 06                   |                    |                       |                   |                   | Asigurari si asistenta sociala   |                       |            |                  |            |                         |                       |                    |                                    | 200                    |
|              | 12                   |                    |                       |                   |                   | Unitati de asistenta medico-sociale  |                       |            | 830.000          | 830.000    | 335.579                 | 335.579               | 335.579            |                                    | 401.967                |
| 7010         |                      |                    |                       |                   |                   | LOCUINTE, SERVICII SI DEZVOLTARE PUBLICA                                       |                       |            | 1                | 1          | 1                       | 1                     | 1                  |                                    |                        |
|              | 50                   |                    |                       |                   |                   | Alte servicii in domeniile locuintelor,<br>serviciilor si dezvoltarii comunale |                       |            | 1                | 1          | 1                       | 1                     | 1                  |                                    |                        |



MUNICIPIUL BUCURESTI

CONTUL DE EXECUTIE AL BUGETULUI LOCAL - CHELTUIELI  
31.12.2021

Pag. 1 - lei-

| Capi-<br>tol | Sub-<br>capi-<br>tol | Pa-<br>ra-<br>graf | Gru-<br>pa /<br>Titlu | Ar-<br>ti-<br>col | Ali-<br>ne-<br>at | Denumire indicator   | Credite de angajament |             | Credite bugetare |               | Angajamente<br>bugetare | Angajamente<br>legale | Plati<br>efectuate | Angajamente<br>legale<br>de platit | Cheltuieli<br>efective |
|--------------|----------------------|--------------------|-----------------------|-------------------|-------------------|--|-----------------------|-------------|------------------|---------------|-------------------------|-----------------------|--------------------|------------------------------------|------------------------|
|              |                      |                    |                       |                   |                   |  | initiale              | definitive  | initiale         | definitive    |                         |                       |                    |                                    |                        |
| A            |                      |                    |                       |                   |                   | B  | 1                     | 2           | 3                | 4             | 5                       | 6                     | 7                  | 8=6-7                              | 9                      |
| 5002         |                      |                    |                       |                   |                   | TOTAL CHELTUIELI   | 241.386.790           | 382.633.690 | 1.219.870.000    | 1.418.371.180 | 1.301.907.811           | 1.301.138.364         | 1.001.579.885      | 299.558.479                        | 707.570.616            |
| 5100         | 02                   |                    |                       |                   |                   | Partea I-a SERVICII PUBLICE GENERALE                           | 11.475.970            | 24.571.020  | 152.906.570      | 185.641.700   | 178.100.083             | 177.858.444           | 121.240.385        | 56.618.059                         | 125.034.926            |
| 5102         |                      |                    |                       |                   |                   | AUTORITATI PUBLICE SI ACTIUNI EXTERNE                          | 11.475.970            | 24.571.020  | 122.589.670      | 153.109.480   | 146.112.621             | 145.870.982           | 91.041.465         | 54.829.517                         | 95.591.824             |
|              | 01                   |                    |                       |                   |                   | Autoritati executive si legislative                            | 11.475.970            | 24.571.020  | 122.589.670      | 153.109.480   | 146.112.621             | 145.870.982           | 91.041.465         | 54.829.517                         | 95.591.824             |
|              | 03                   |                    |                       |                   |                   | Autoritati executive   | 11.475.970            | 24.571.020  | 122.589.670      | 153.109.480   | 146.112.621             | 145.870.982           | 91.041.465         | 54.829.517                         | 95.591.824             |
| 5402         |                      |                    |                       |                   |                   | ALTE SERVICII PUBLICE GENERALE                                 |                       |             | 9.540.000        | 8.303.000     | 7.759.242               | 7.759.242             | 6.182.358          | 1.576.884                          | 5.303.348              |
|              | 05                   |                    |                       |                   |                   | Fond de rezerva bugetara la dispozitia<br>autoritatilor locale |                       |             | 240.000          | 240.000       |                         |                       |                    |                                    |                        |
|              | 10                   |                    |                       |                   |                   | Servicii publice comunitare de<br>evidenta a persoanelor       |                       |             | 9.000.000        | 8.063.000     | 7.759.242               | 7.759.242             | 6.182.358          | 1.576.884                          | 5.303.348              |
|              | 50                   |                    |                       |                   |                   | Alte servicii publice generale                                 |                       |             | 300.000          |               |                         |                       |                    |                                    |                        |
| 5502         |                      |                    |                       |                   |                   | TRANZACTII PRIVIND DATORIA PUBLICA SI<br>IMPRUMUTURI           |                       |             | 20.776.900       | 24.229.220    | 24.228.220              | 24.228.220            | 24.016.562         | 211.658                            | 24.139.754             |
| 6000         | 02                   |                    |                       |                   |                   | Partea II-a APARARE, ORDINE PUBLICA SI<br>SIGURANTA NATIONALA  | 45.000                | 862.750     | 21.715.300       | 21.143.050    | 20.454.140              | 20.454.140            | 15.702.408         | 4.751.732                          | 12.900.469             |
| 6002         |                      |                    |                       |                   |                   | APARARE  |                       |             | 244.600          | 244.600       | 244.600                 | 244.600               | 93.236             | 151.364                            | 137.752                |
|              | 02                   |                    |                       |                   |                   | Aparare nationala  |                       |             | 244.600          | 244.600       | 244.600                 | 244.600               | 93.236             | 151.364                            | 137.752                |
| 6102         |                      |                    |                       |                   |                   | ORDINE PUBLICA SI SIGURANTA NATIONALA                          | 45.000                | 862.750     | 21.470.700       | 20.898.450    | 20.209.540              | 20.209.540            | 15.609.172         | 4.600.368                          | 12.762.717             |
|              | 03                   |                    |                       |                   |                   | Ordine publica   | 45.000                | 862.750     | 21.470.700       | 20.898.450    | 20.209.540              | 20.209.540            | 15.609.172         | 4.600.368                          | 12.762.717             |
|              | 04                   |                    |                       |                   |                   | Politie comunitara   | 45.000                | 862.750     | 21.470.700       | 20.898.450    | 20.209.540              | 20.209.540            | 15.609.172         | 4.600.368                          | 12.762.717             |
| 6500         | 02                   |                    |                       |                   |                   | Partea III-a CHELTUIELI SOCIAL-CULTURALE                       | 88.554.480            | 124.367.420 | 577.736.220      | 565.133.230   | 505.476.919             | 504.949.111           | 420.290.343        | 84.658.768                         | 376.749.562            |
| 6502         |                      |                    |                       |                   |                   | INVATAMANT   | 51.974.420            | 78.766.560  | 210.136.160      | 180.642.380   | 129.466.481             | 128.938.673           | 93.139.029         | 35.799.644                         | 71.534.452             |
|              | 03                   |                    |                       |                   |                   | Invatamant prescolar si primar                                 | 19.194.680            | 44.235.860  | 49.322.820       | 72.014.840    | 41.442.556              | 41.253.540            | 23.281.531         | 17.972.009                         | 25.872.306             |
|              | 01                   |                    |                       |                   |                   | Invatamant prescolar   | 19.194.680            | 44.235.860  | 46.789.610       | 69.381.330    | 39.814.767              | 39.636.328            | 21.812.805         | 17.823.523                         | 24.533.964             |
|              | 02                   |                    |                       |                   |                   | Invatamant primar  |                       |             | 2.533.210        | 2.633.510     | 1.627.789               | 1.617.212             | 1.468.726          | 148.486                            | 1.338.342              |
|              | 04                   |                    |                       |                   |                   | Invatamant secundar  | 32.769.740            | 34.520.700  | 151.208.820      | 99.246.280    | 84.124.687              | 83.915.787            | 66.518.939         | 17.396.848                         | 42.066.983             |



| Capi-<br>tol | Sub-<br>capi-<br>tol | Pa-<br>ra-<br>graf | Gru-<br>pa /<br>Titlu | Ar-<br>ti-<br>col | Ali-<br>ne-<br>at | Denumire indicator  | Credite de angajament |            | Credite bugetare |             | Angajamente<br>bugetare | Angajamente<br>legale | Plati<br>efectuate | Angajamente<br>legale<br>de platit | Cheltuieli<br>efective |
|--------------|----------------------|--------------------|-----------------------|-------------------|-------------------|---|-----------------------|------------|------------------|-------------|-------------------------|-----------------------|--------------------|------------------------------------|------------------------|
|              |                      |                    |                       |                   |                   |   | initiale              | definitive | initiale         | definitive  |                         |                       |                    |                                    |                        |
| A            |                      |                    |                       |                   |                   | B   | 1                     | 2          | 3                | 4           | 5                       | 6                     | 7                  | 8=6-7                              | 9                      |
| 6502         | 01                   |                    |                       |                   |                   | Invatamant secundar inferior                                  | 15.444.900            | 18.823.520 | 106.952.690      | 59.425.600  | 50.926.101              | 50.886.941            | 40.913.880         | 9.973.061                          | 26.221.586             |
|              | 02                   |                    |                       |                   |                   | Invatamant secundar superior                                  | 17.324.840            | 15.697.180 | 44.256.130       | 39.820.680  | 33.198.586              | 33.028.846            | 25.605.059         | 7.423.787                          | 15.845.397             |
|              | 07                   |                    |                       |                   |                   | Invatamant nedefinibil prin nivel                             | 10.000                | 10.000     | 9.604.520        | 9.381.260   | 3.899.238               | 3.769.346             | 3.338.559          | 430.787                            | 3.569.345              |
|              | 04                   |                    |                       |                   |                   | Invatamant special  | 10.000                | 10.000     | 9.604.520        | 9.381.260   | 3.899.238               | 3.769.346             | 3.338.559          | 430.787                            | 3.569.345              |
|              | 50                   |                    |                       |                   |                   | Alte cheltuieli in domeniul<br>invatamantului                 |                       |            |                  |             |                         |                       |                    |                                    | 25.818                 |
| 6602         |                      |                    |                       |                   |                   | SANATATE  |                       |            | 2.400.000        | 2.000.000   | 1.804.218               | 1.804.218             | 1.771.802          | 32.416                             | 1.901.256              |
|              | 06                   |                    |                       |                   |                   | Servicii medicale in unitati sanitare<br>cu paturi            |                       |            | 2.400.000        | 2.000.000   | 1.804.218               | 1.804.218             | 1.771.802          | 32.416                             | 1.901.256              |
|              | 03                   |                    |                       |                   |                   | Unitati medico-sociale  |                       |            | 2.400.000        | 2.000.000   | 1.804.218               | 1.804.218             | 1.771.802          | 32.416                             | 1.901.256              |
| 6702         |                      |                    |                       |                   |                   | CULTURA, RECREERE SI RELIGIE                                  | 32.280.060            | 43.739.020 | 198.200.060      | 215.350.850 | 208.649.890             | 208.649.890           | 174.319.898        | 34.329.992                         | 152.287.020            |
|              | 03                   |                    |                       |                   |                   | Servicii culturale  | 40.000                | 24.600     | 9.340.000        | 9.382.000   | 9.324.125               | 9.324.125             | 6.794.100          | 2.530.025                          | 8.366.241              |
|              | 30                   |                    |                       |                   |                   | Alte servicii culturale                                       | 40.000                | 24.600     | 9.340.000        | 9.382.000   | 9.324.125               | 9.324.125             | 6.794.100          | 2.530.025                          | 8.366.241              |
|              | 05                   |                    |                       |                   |                   | Servicii recreative si sportive                               | 32.240.060            | 43.714.420 | 186.910.060      | 205.468.850 | 198.825.765             | 198.825.765           | 167.445.798        | 31.379.967                         | 143.840.779            |
|              | 03                   |                    |                       |                   |                   | Intretinere gradini publice, parcuri                          |                       |            |                  |             |                         |                       |                    |                                    |                        |
|              | 03                   |                    |                       |                   |                   | zone verzi, baze sportive si de agrement                      | 32.240.060            | 43.714.420 | 186.910.060      | 205.468.850 | 198.825.765             | 198.825.765           | 167.445.798        | 31.379.967                         | 143.840.779            |
|              | 50                   |                    |                       |                   |                   | Alte servicii in domeniile culturii,<br>recreerii si religiei |                       |            | 1.950.000        | 500.000     | 500.000                 | 500.000               | 80.000             | 420.000                            | 80.000                 |
| 6802         |                      |                    |                       |                   |                   | ASIGURARI SI ASISTENTA SOCIALA                                | 4.300.000             | 1.861.840  | 167.000.000      | 167.140.000 | 165.556.330             | 165.556.330           | 151.059.614        | 14.496.716                         | 151.026.834            |
|              | 04                   |                    |                       |                   |                   | Asistenta acordata persoanelor in varsta                      |                       |            |                  |             |                         |                       |                    |                                    | 3.402                  |
|              | 05                   |                    |                       |                   |                   | Asistenta sociala in caz de boli si<br>invaliditati           |                       |            | 64.902.000       | 65.686.000  | 65.684.500              | 65.684.500            | 64.491.295         | 1.193.205                          | 63.930.542             |
|              | 02                   |                    |                       |                   |                   | Asistenta sociala in caz de invaliditate                      |                       |            | 64.902.000       | 65.686.000  | 65.684.500              | 65.684.500            | 64.491.295         | 1.193.205                          | 63.930.542             |
|              | 06                   |                    |                       |                   |                   | Asistenta sociala pentru familie si<br>copii                  | 1.004.960             | 478.920    | 36.167.380       | 37.915.340  | 37.911.775              | 37.911.775            | 33.220.995         | 4.690.780                          | 33.638.589             |
|              | 11                   |                    |                       |                   |                   | Crese   | 2.955.250             | 1.032.670  | 23.455.250       | 23.794.870  | 23.794.870              | 23.794.870            | 19.818.665         | 3.976.205                          | 17.968.734             |



| Capi-<br>tol | Sub-<br>capi-<br>tol | Pa-<br>ra-<br>graf | Gru-<br>pa /<br>Titlu | Ar-<br>ti-<br>col | Ali-<br>ne-<br>at | Denumire indicator   | Credite de angajament |             | Credite bugetare |             | Angajamente<br>bugetare | Angajamente<br>legale | Plati<br>efectuate | Angajamente<br>legale<br>de platit | Cheltuieli<br>efective |
|--------------|----------------------|--------------------|-----------------------|-------------------|-------------------|--|-----------------------|-------------|------------------|-------------|-------------------------|-----------------------|--------------------|------------------------------------|------------------------|
|              |                      |                    |                       |                   |                   |  | initiale              | definitive  | initiale         | definitive  |                         |                       |                    |                                    |                        |
| A            |                      |                    |                       |                   |                   | B  | 1                     | 2           | 3                | 4           | 5                       | 6                     | 7                  | 8=6-7                              | 9                      |
| 6802         | 12                   |                    |                       |                   |                   | Unitati de asistenta medico-sociale  |                       |             | 5.200.000        | 4.340.000   | 4.040.396               | 4.040.396             | 3.729.818          | 310.578                            | 3.760.477              |
|              | 15                   |                    |                       |                   |                   | Prevenirea excluderii sociale  |                       |             | 6.972.580        | 5.872.580   | 5.800.989               | 5.800.989             | 5.163.314          | 637.675                            | 5.191.654              |
|              |                      | 01                 |                       |                   |                   | Ajutor social  |                       |             | 6.972.580        | 5.872.580   | 5.800.989               | 5.800.989             | 5.163.314          | 637.675                            | 5.191.654              |
|              |                      |                    | 50                    |                   |                   | Alte cheltuieli in domeniul asigurarilor<br>si asistentei sociale              | 339.790               | 350.250     | 30.302.790       | 29.531.210  | 28.323.800              | 28.323.800            | 24.635.527         | 3.688.273                          | 26.533.436             |
|              |                      |                    | 50                    |                   |                   | Alte cheltuieli in domeniul asistentei<br>sociale                              | 339.790               | 350.250     | 30.302.790       | 29.531.210  | 28.323.800              | 28.323.800            | 24.635.527         | 3.688.273                          | 26.533.436             |
| 7000         | 02                   |                    |                       |                   |                   | Partea IV-a SERVICII SI DEZVOLTARE<br>PUBLICA, LOCUINTE, MEDIU SI APE          | 81.275.090            | 120.480.800 | 267.639.590      | 316.761.270 | 309.767.750             | 309.767.750           | 223.852.856        | 85.914.894                         | 172.551.242            |
| 7002         |                      |                    |                       |                   |                   | LOCUINTE, SERVICII SI DEZVOLTARE PUBLICA                                       | 79.387.350            | 118.593.060 | 115.251.850      | 154.373.530 | 147.612.886             | 147.612.886           | 81.354.413         | 66.258.473                         | 26.206.359             |
|              | 03                   |                    |                       |                   |                   | Locuinte   | 79.387.350            | 118.593.060 | 81.715.350       | 125.406.060 | 118.694.930             | 118.694.930           | 70.764.540         | 47.930.390                         | 7.686.128              |
|              |                      | 01                 |                       |                   |                   | Dezvoltarea sistemului de locuinte   |                       |             | 33.536.500       | 28.967.470  | 28.917.956              | 28.917.956            | 10.589.873         | 18.328.083                         | 18.520.231             |
|              |                      | 30                 |                       |                   |                   | Alte cheltuieli in domeniul locuintelor  | 79.387.350            | 118.593.060 | 81.715.350       | 125.406.060 | 118.694.930             | 118.694.930           | 70.764.540         | 47.930.390                         | 2.848.927              |
|              |                      | 50                 |                       |                   |                   | Alte servicii in domeniile locuintelor,<br>serviciilor si dezvoltarii comunale |                       |             | 152.387.740      | 162.387.740 | 162.154.864             | 162.154.864           | 142.498.443        | 19.656.421                         | 146.344.883            |
| 7402         |                      |                    |                       |                   |                   | PROTECTIA MEDIULUI   | 1.887.740             | 1.887.740   | 150.200.000      | 160.200.000 | 159.967.124             | 159.967.124           | 140.589.212        | 19.377.912                         | 146.344.883            |
|              | 05                   |                    |                       |                   |                   | Salubritate si gestiunea deseurilor  |                       |             | 150.200.000      | 160.200.000 | 159.967.124             | 159.967.124           | 140.589.212        | 19.377.912                         | 146.344.883            |
|              |                      | 01                 |                       |                   |                   | Salubritate  |                       |             | 150.200.000      | 160.200.000 | 159.967.124             | 159.967.124           | 140.589.212        | 19.377.912                         | 146.344.883            |
|              |                      | 06                 |                       |                   |                   | Canalizarea si tratarea apelor reziduale                                       | 1.887.740             | 1.887.740   | 2.187.740        | 2.187.740   | 2.187.740               | 2.187.740             | 1.909.231          | 278.509                            |                        |
| 8000         | 02                   |                    |                       |                   |                   | Partea V-a ACTIUNI ECONOMICE   | 60.036.250            | 112.351.700 | 199.872.320      | 329.691.930 | 288.108.919             | 288.108.919           | 220.493.893        | 67.615.026                         | 20.334.417             |
| 8402         |                      |                    |                       |                   |                   | TRANSPORTURI   | 60.036.250            | 112.351.700 | 199.872.320      | 329.691.930 | 288.108.919             | 288.108.919           | 220.493.893        | 67.615.026                         | 20.334.417             |
|              | 03                   |                    |                       |                   |                   | Transport rutier   | 57.524.450            | 109.038.180 | 183.956.520      | 310.933.110 | 272.098.765             | 272.098.765           | 207.740.253        | 64.358.512                         | 6.335.384              |
|              |                      | 03                 |                       |                   |                   | Strazi   | 57.524.450            | 109.038.180 | 183.956.520      | 310.933.110 | 272.098.765             | 272.098.765           | 207.740.253        | 64.358.512                         | 6.335.384              |
|              | 50                   |                    |                       |                   |                   | Alte cheltuieli in domeniul transporturilor                                    | 2.511.800             | 3.313.520   | 15.915.800       | 18.758.820  | 16.010.154              | 16.010.154            | 12.753.640         | 3.256.514                          | 13.999.033             |



MUNICIPIUL BUCURESTI

CONTUL DE EXECUTIE AL BUGETULUI LOCAL - CHELTUIELI  
SECTIUNEA DE FUNCTIONARE  
31.12.2021

Pag. 1 - lei-

| Capi-<br>tol | Sub-<br>capi-<br>tol | Pa-<br>ra-<br>graf | Gru-<br>pa /<br>Titlu | Ar-<br>ti-<br>col | Ali-<br>ne-<br>at | Denumire indicator                                       | Credite de angajament |            | Credite bugetare |             | Angajamente<br>bugetare | Angajamente<br>legale | Plati<br>efectuate | Angajamente<br>legale<br>de platit | Cheltuieli<br>efective |
|--------------|----------------------|--------------------|-----------------------|-------------------|-------------------|--|-----------------------|------------|------------------|-------------|-------------------------|-----------------------|--------------------|------------------------------------|------------------------|
|              |                      |                    |                       |                   |                   |  | initiale              | definitive | initiale         | definitive  |                         |                       |                    |                                    |                        |
| A            |                      |                    |                       |                   |                   | B  | 1                     | 2          | 3                | 4           | 5                       | 6                     | 7                  | 8=6-7                              | 9                      |
| 5002         |                      |                    |                       |                   |                   | TOTAL CHELTUIELI   |                       |            | 828.160.590      | 878.200.550 | 847.951.751             | 847.182.430           | 712.773.526        | 134.408.904                        | 683.673.198            |
|              |                      |                    | 01                    |                   |                   | CHELTUIELI CURENTE                                       |                       |            | 774.805.890      | 813.882.990 | 786.900.049             | 786.130.728           | 651.897.344        | 134.233.384                        | 677.950.264            |
|              |                      |                    | 10                    |                   |                   | TITLUL I CHELTUIELI DE PERSONAL                          |                       |            | 176.234.730      | 181.333.510 | 180.554.755             | 180.326.755           | 169.125.836        | 11.200.919                         | 157.079.534            |
|              |                      |                    | 10                    | 01                |                   | Cheltuieli salariale in bani                             |                       |            | 171.272.060      | 176.496.110 | 175.817.794             | 175.594.794           | 165.251.154        | 10.343.640                         | 153.435.386            |
|              |                      |                    | 10                    | 01                | 01                | Salarii de baza  |                       |            | 135.269.490      | 144.656.270 | 144.222.683             | 144.012.683           | 136.661.094        | 7.351.589                          | 125.649.402            |
|              |                      |                    | 10                    | 01                | 05                | Sporuri pentru conditii de munca                         |                       |            | 5.480.420        | 4.326.970   | 4.291.445               | 4.291.445             | 3.797.360          | 494.085                            | 3.704.281              |
|              |                      |                    | 10                    | 01                | 06                | Alte sporuri   |                       |            | 1.622.040        | 1.204.940   | 1.178.944               | 1.178.944             | 1.080.850          | 98.094                             | 1.038.993              |
|              |                      |                    | 10                    | 01                | 11                | Fond aferent platii cu ora                               |                       |            |                  |             |                         |                       |                    |                                    | 260                    |
|              |                      |                    | 10                    | 01                | 12                | Indemnizatii platite unor persoane din<br>afara unitatii |                       |            | 1.506.500        | 1.616.500   | 1.614.960               | 1.614.960             | 761.099            | 853.861                            | 822.969                |
|              |                      |                    | 10                    | 01                | 13                | Drepturi de delegare                                     |                       |            | 210.000          | 39.740      | 39.740                  | 39.740                | 4.412              | 35.328                             | 4.412                  |
|              |                      |                    | 10                    | 01                | 17                | Indemnizatii de hrana                                    |                       |            | 8.352.850        | 7.170.920   | 7.071.729               | 7.063.729             | 6.705.806          | 357.923                            | 7.437.319              |
|              |                      |                    | 10                    | 01                | 30                | Alte drepturi salariale in bani                          |                       |            | 18.830.760       | 17.480.770  | 17.398.293              | 17.393.293            | 16.240.533         | 1.152.760                          | 14.777.750             |
|              |                      |                    | 10                    | 02                |                   | Cheltuieli salariale in natura                           |                       |            | 676.100          | 716.100     | 716.100                 | 716.100               | 644.393            | 71.707                             | 417.532                |
|              |                      |                    | 10                    | 02                | 02                | Norme de hrana   |                       |            | 676.100          | 716.100     | 716.100                 | 716.100               | 644.393            | 71.707                             | 398.682                |
|              |                      |                    | 10                    | 02                | 06                | Vouchere de vacanta                                      |                       |            |                  |             |                         |                       |                    |                                    | 18.850                 |
|              |                      |                    | 10                    | 03                |                   | Contributii  |                       |            | 4.286.570        | 4.121.300   | 4.020.861               | 4.015.861             | 3.230.289          | 785.572                            | 3.226.616              |
|              |                      |                    | 10                    | 03                | 07                | Contributia asiguratorie pentru munca                    |                       |            | 4.286.570        | 4.121.300   | 4.020.861               | 4.015.861             | 3.230.289          | 785.572                            | 3.226.616              |
|              |                      |                    | 20                    |                   |                   | TITLUL II BUNURI SI SERVICII                             |                       |            | 490.837.560      | 518.059.960 | 500.120.227             | 499.578.907           | 379.764.925        | 119.813.982                        | 417.713.177            |
|              |                      |                    | 20                    | 01                |                   | Bunuri si servicii                                       |                       |            | 434.441.350      | 453.144.150 | 439.920.608             | 439.379.290           | 347.044.888        | 92.334.402                         | 367.463.500            |
|              |                      |                    | 20                    | 01                | 01                | Furnituri de birou                                       |                       |            | 1.801.320        | 2.158.320   | 1.899.628               | 1.899.628             | 753.344            | 1.146.284                          | 1.027.829              |
|              |                      |                    | 20                    | 01                | 02                | Materiale pentru curatenie                               |                       |            | 3.102.220        | 3.047.220   | 2.631.675               | 2.631.675             | 1.194.930          | 1.436.745                          | 1.375.749              |
|              |                      |                    | 20                    | 01                | 03                | Incalzit, iluminat si forta motrica                      |                       |            | 18.524.100       | 21.180.500  | 21.035.148              | 20.726.761            | 13.702.722         | 7.024.039                          | 17.546.978             |
|              |                      |                    | 20                    | 01                | 04                | Apa, canal si salubritate                                |                       |            | 11.498.000       | 15.710.970  | 15.523.821              | 15.403.056            | 4.318.358          | 11.084.698                         | 8.500.507              |
|              |                      |                    | 20                    | 01                | 05                | Carburanti si lubrifianti                                |                       |            | 1.282.710        | 1.581.310   | 1.543.715               | 1.543.715             | 900.028            | 643.687                            | 474.452                |
|              |                      |                    | 20                    | 01                | 06                | Piese de schimb  |                       |            | 1.258.500        | 1.657.200   | 1.656.190               | 1.656.190             | 1.331.907          | 324.283                            | 1.359.034              |





| Capi-<br>tol | Sub-<br>capi-<br>tol | Pa-<br>ra-<br>graf | Gru-<br>pa /<br>Titlu | Ar-<br>ti-<br>col | Ali-<br>ne-<br>at | Denumire indicator   | Credite de angajament |            | Credite bugetare |             | Angajamente<br>bugetare | Angajamente<br>legale | Plati<br>efectuate | Angajamente<br>legale<br>de platit | Cheltuieli<br>efective |
|--------------|----------------------|--------------------|-----------------------|-------------------|-------------------|--|-----------------------|------------|------------------|-------------|-------------------------|-----------------------|--------------------|------------------------------------|------------------------|
|              |                      |                    |                       |                   |                   |  | initiale              | definitive | initiale         | definitive  |                         |                       |                    |                                    |                        |
| A            |                      |                    |                       |                   |                   | B  | 1                     | 2          | 3                | 4           | 5                       | 6                     | 7                  | 8=6-7                              | 9                      |
|              |                      |                    | 20                    | 01                | 07                | Transport  |                       |            | 82.480           | 82.480      | 82.421                  | 82.421                | 21.404             | 61.017                             | 52.852                 |
|              |                      |                    | 20                    | 01                | 08                | Posta, telecomunicatii, radio, tv,<br>internet               |                       |            | 5.420.350        | 6.851.250   | 6.640.789               | 6.532.901             | 3.419.592          | 3.113.309                          | 4.292.876              |
|              |                      |                    | 20                    | 01                | 09                | Materiale si prestari de servicii cu<br>caracter functional  |                       |            | 20.304.320       | 17.741.690  | 15.627.593              | 15.623.315            | 9.505.086          | 6.118.229                          | 12.237.306             |
|              |                      |                    | 20                    | 01                | 30                | Alte bunuri si servicii pentru<br>intretinere si functionare |                       |            | 371.167.350      | 383.133.210 | 373.279.628             | 373.279.628           | 311.897.517        | 61.382.111                         | 320.595.917            |
|              |                      |                    | 20                    | 02                |                   | Reparatii curente  |                       |            | 11.102.000       | 17.143.000  | 16.746.133              | 16.746.133            | 8.733.573          | 8.012.560                          | 10.189.452             |
|              |                      |                    | 20                    | 03                |                   | Hrana  |                       |            | 4.069.920        | 4.785.120   | 4.383.321               | 4.383.321             | 2.103.303          | 2.280.018                          | 3.152.361              |
|              |                      |                    | 20                    | 03                | 01                | Hrana pentru oameni  |                       |            | 4.069.920        | 4.785.120   | 4.383.321               | 4.383.321             | 2.103.303          | 2.280.018                          | 3.152.361              |
|              |                      |                    | 20                    | 04                |                   | Medicamente si materiale sanitare                            |                       |            | 4.260.750        | 3.364.750   | 3.301.509               | 3.301.509             | 1.915.972          | 1.385.537                          | 633.278                |
|              |                      |                    | 20                    | 04                | 01                | Medicamente  |                       |            | 110.000          | 113.000     | 105.009                 | 105.009               | 61.427             | 43.582                             | 105.018                |
|              |                      |                    | 20                    | 04                | 02                | Materiale sanitare   |                       |            | 3.118.000        | 2.519.000   | 2.515.500               | 2.515.500             | 1.777.217          | 738.283                            | 380.221                |
|              |                      |                    | 20                    | 04                | 04                | Dezinfectanti  |                       |            | 1.032.750        | 732.750     | 681.000                 | 681.000               | 77.328             | 603.672                            | 148.039                |
|              |                      |                    | 20                    | 05                |                   | Bunuri de natura obiectelor de inventar                      |                       |            | 6.377.670        | 7.222.770   | 5.789.884               | 5.789.883             | 3.039.164          | 2.750.719                          | 1.179.247              |
|              |                      |                    | 20                    | 05                | 01                | Uniforme si echipament                                       |                       |            | 117.400          | 167.400     | 167.240                 | 167.240               | 3.852              | 163.388                            | 17.167                 |
|              |                      |                    | 20                    | 05                | 03                | Lenjerie si accesorii de pat                                 |                       |            | 160.000          | 25.000      | 25.000                  | 25.000                | 3.004              | 21.996                             | 22.817                 |
|              |                      |                    | 20                    | 05                | 30                | Alte obiecte de inventar                                     |                       |            | 6.100.270        | 7.030.370   | 5.597.644               | 5.597.643             | 3.032.308          | 2.565.335                          | 1.139.263              |
|              |                      |                    | 20                    | 06                |                   | Deplasari, detasari, transferari                             |                       |            | 61.600           | 61.600      | 48.273                  | 48.273                | 23.135             | 25.138                             | 23.134                 |
|              |                      |                    | 20                    | 06                | 01                | Deplasari interne, detasari, transferari                     |                       |            | 46.600           | 42.600      | 34.273                  | 34.273                | 9.613              | 24.660                             | 9.612                  |
|              |                      |                    | 20                    | 06                | 02                | Deplasari in strainatate                                     |                       |            | 15.000           | 19.000      | 14.000                  | 14.000                | 13.522             | 478                                | 13.522                 |
|              |                      |                    | 20                    | 10                |                   | Cercetare-dezvoltare   |                       |            | 500              | 500         | 500                     | 500                   |                    | 500                                |                        |
|              |                      |                    | 20                    | 11                |                   | Carti, publicatii si materiale<br>documentare                |                       |            | 61.500           | 21.500      | 21.500                  | 21.500                | 6.419              | 15.081                             | 6.419                  |
|              |                      |                    | 20                    | 12                |                   | Consultanta si expertiza                                     |                       |            | 1.000.000        | 2.565.000   | 1.933.405               | 1.933.405             | 420.843            | 1.512.562                          | 2.059.186              |
|              |                      |                    | 20                    | 13                |                   | Pregatire profesionala                                       |                       |            | 143.000          | 111.300     | 100.010                 | 100.010               | 23.292             | 76.718                             | 37.612                 |



| Capi-<br>tol | Sub-<br>capi-<br>tol | Pa-<br>ra-<br>graf | Gru-<br>pa /<br>Titlu | Ar-<br>ti-<br>col | Ali-<br>ne-<br>at | Denumire indicator  | Credite de angajament |            | Credite bugetare |            | Angajamente<br>bugetare | Angajamente<br>legale | Plati<br>efectuate | Angajamente<br>legale<br>de platit | Cheltuieli<br>efective |
|--------------|----------------------|--------------------|-----------------------|-------------------|-------------------|---|-----------------------|------------|------------------|------------|-------------------------|-----------------------|--------------------|------------------------------------|------------------------|
|              |                      |                    |                       |                   |                   |   | initiale              | definitive | initiale         | definitive |                         |                       |                    |                                    |                        |
| A            |                      |                    |                       |                   |                   | B   | 1                     | 2          | 3                | 4          | 5                       | 6                     | 7                  | 8=6-7                              | 9                      |
|              | 20                   | 14                 |                       |                   |                   | Protectia muncii  |                       |            | 880.170          | 1.005.670  | 582.720                 | 582.720               | 216.830            | 365.890                            | 339.987                |
|              | 20                   | 24                 |                       |                   |                   | Comisioane si alte costuri aferente<br>imprumuturilor   |                       |            | 10.000           | 212.000    | 211.000                 | 211.000               | 201.865            | 9.135                              | 202.223                |
|              | 20                   | 24                 | 01                    |                   |                   | Comisioane si alte costuri aferente<br>imprumuturilor externe   |                       |            | 1.000            | 1.000      | 1.000                   | 1.000                 |                    | 1.000                              |                        |
|              | 20                   | 24                 | 02                    |                   |                   | Comisioane si alte costuri aferente<br>imprumuturilor interne   |                       |            | 9.000            | 211.000    | 210.000                 | 210.000               | 201.865            | 8.135                              | 202.223                |
|              | 20                   | 25                 |                       |                   |                   | Cheltuieli judiciare si extrajudiciare<br>derivate din actiuni in reprezentarea<br>intereselor statului, potrivit<br>dispozitiilor legale |                       |            | 2.293.000        | 3.197.000  | 2.895.245               | 2.895.245             | 2.101.343          | 793.902                            | 2.556.523              |
|              | 20                   | 30                 |                       |                   |                   | Alte cheltuieli   |                       |            | 26.136.100       | 25.225.600 | 24.186.119              | 24.186.118            | 13.934.298         | 10.251.820                         | 29.870.255             |
|              | 20                   | 30                 | 01                    |                   |                   | Reclama si publicitate  |                       |            | 505.000          | 1.787.000  | 1.786.210               | 1.786.210             | 597.300            | 1.188.910                          | 874.778                |
|              | 20                   | 30                 | 02                    |                   |                   | Protocol si reprezentare  |                       |            | 27.000           | 107.000    | 77.000                  | 77.000                | 76.417             | 583                                | 76.417                 |
|              | 20                   | 30                 | 03                    |                   |                   | Prime de asigurare non-viata  |                       |            | 345.600          | 346.600    | 310.855                 | 310.855               | 281.260            | 29.595                             | 263.397                |
|              | 20                   | 30                 | 04                    |                   |                   | Chirii  |                       |            | 9.384.890        | 8.451.290  | 7.926.793               | 7.926.792             | 5.315.122          | 2.611.670                          | 7.276.289              |
|              | 20                   | 30                 | 30                    |                   |                   | Alte cheltuieli cu bunuri si servicii   |                       |            | 15.873.610       | 14.533.710 | 14.085.261              | 14.085.261            | 7.664.199          | 6.421.062                          | 21.379.374             |
|              | 30                   |                    |                       |                   |                   | TITLUL III DOBANZI  |                       |            | 20.766.900       | 24.017.220 | 24.017.220              | 24.017.220            | 23.814.697         | 202.523                            | 23.937.531             |
|              | 30                   | 01                 |                       |                   |                   | Dobanzi aferente datoriei publice interne   |                       |            | 16.132.400       | 18.382.720 | 18.382.720              | 18.382.720            | 18.219.313         | 163.407                            | 18.267.751             |
|              | 30                   | 01                 | 01                    |                   |                   | Dobanzi aferente datoriei publice<br>interne directe  |                       |            | 16.132.400       | 18.382.720 | 18.382.720              | 18.382.720            | 18.219.313         | 163.407                            | 18.267.751             |
|              | 30                   | 02                 |                       |                   |                   | Dobanzi aferente datoriei publice<br>externe  |                       |            | 4.634.500        | 5.634.500  | 5.634.500               | 5.634.500             | 5.595.384          | 39.116                             | 5.669.780              |
|              | 30                   | 02                 | 02                    |                   |                   | Dobanzi aferente creditelor externe<br>contractate de ordonatorii de credite  |                       |            | 4.634.500        | 5.634.500  | 5.634.500               | 5.634.500             | 5.595.384          | 39.116                             | 5.669.780              |
|              | 50                   |                    |                       |                   |                   | TITLUL V FONDURI DE REZERVA   |                       |            | 240.000          | 240.000    |                         |                       |                    |                                    |                        |



| Capi-<br>tol | Sub-<br>capi-<br>tol | Pa-<br>ra-<br>graf | Gru-<br>pa /<br>Titlu | Ar-<br>ti-<br>col | Ali-<br>ne-<br>at | Denumire indicator   | Credite de angajament |            | Credite bugetare |            | Angajamente<br>bugetare | Angajamente<br>legale | Plati<br>efectuate | Angajamente<br>legale<br>de platit | Cheltuieli<br>efective |
|--------------|----------------------|--------------------|-----------------------|-------------------|-------------------|--|-----------------------|------------|------------------|------------|-------------------------|-----------------------|--------------------|------------------------------------|------------------------|
|              |                      |                    |                       |                   |                   |  | initiale              | definitive | initiale         | definitive |                         |                       |                    |                                    |                        |
| A            |                      |                    |                       |                   |                   | B  | 1                     | 2          | 3                | 4          | 5                       | 6                     | 7                  | 8=6-7                              | 9                      |
|              |                      |                    | 50                    | 04                |                   | Fond de rezerva bugetara la dispozitia<br>autoritatilor locale                                       |                       |            | 240.000          | 240.000    |                         |                       |                    |                                    |                        |
|              |                      |                    | 51                    |                   |                   | TITLUL VI TRANSFERURI INTRE UNITATI ALE<br>ADMINISTRATIEI PUBLICE                                    |                       |            | 760.000          | 760.000    | 760.000                 | 760.000               | 200.000            | 560.000                            | 200.000                |
|              |                      |                    | 51                    | 01                |                   | Transferuri curente  |                       |            | 760.000          | 760.000    | 760.000                 | 760.000               | 200.000            | 560.000                            | 200.000                |
|              |                      |                    | 51                    | 01                | 01                | Transferuri catre institutii publice   |                       |            |                  | 200.000    | 200.000                 | 200.000               | 200.000            |                                    | 200.000                |
|              |                      |                    | 51                    | 01                | 46                | Transferuri din bugetele locale pentru<br>finantarea cheltuielilor curente din<br>domeniul sanatatii |                       |            | 760.000          | 560.000    | 560.000                 | 560.000               |                    | 560.000                            |                        |
|              |                      |                    | 55                    |                   |                   | TITLUL VII ALTE TRANSFERURI  |                       |            | 8.713.000        | 9.493.890  | 9.493.460               | 9.493.460             | 9.493.460          |                                    | 9.493.460              |
|              |                      |                    | 55                    | 01                |                   | A. Transferuri interne   |                       |            | 8.713.000        | 9.493.890  | 9.493.460               | 9.493.460             | 9.493.460          |                                    | 9.493.460              |
|              |                      |                    | 55                    | 01                | 63                | Finantarea invatamantului particular<br>sau confesional acreditat                                    |                       |            | 8.713.000        | 9.493.890  | 9.493.460               | 9.493.460             | 9.493.460          |                                    | 9.493.460              |
|              |                      |                    | 57                    |                   |                   | TITLUL VIII ASISTENTA SOCIALA  |                       |            | 62.699.000       | 59.574.000 | 55.677.927              | 55.677.926            | 54.535.984         | 1.141.942                          | 54.650.423             |
|              |                      |                    | 57                    | 02                |                   | Ajutoare sociale   |                       |            | 62.699.000       | 59.574.000 | 55.677.927              | 55.677.926            | 54.535.984         | 1.141.942                          | 54.650.423             |
|              |                      |                    | 57                    | 02                | 01                | Ajutoare sociale in numerar  |                       |            | 58.348.000       | 56.774.000 | 55.175.480              | 55.175.479            | 54.033.537         | 1.141.942                          | 54.147.977             |
|              |                      |                    | 57                    | 02                | 02                | Ajutoare sociale in natura   |                       |            | 4.351.000        | 2.800.000  | 502.447                 | 502.447               | 502.447            |                                    | 502.446                |
|              |                      |                    | 59                    |                   |                   | TITLUL XI ALTE CHELTUIELI  |                       |            | 14.554.700       | 20.404.410 | 16.276.460              | 16.276.460            | 14.962.442         | 1.314.018                          | 14.876.139             |
|              |                      |                    | 59                    | 01                |                   | Burse  |                       |            | 10.807.000       | 17.634.900 | 13.528.983              | 13.528.983            | 12.913.637         | 615.346                            | 12.988.443             |
|              |                      |                    | 59                    | 11                |                   | Asociatii si fundatii  |                       |            |                  | 200.000    | 200.000                 | 200.000               | 200.000            |                                    | 200.000                |
|              |                      |                    | 59                    | 12                |                   | Sustinerea cultelor  |                       |            | 1.950.000        | 500.000    | 500.000                 | 500.000               | 80.000             | 420.000                            | 80.000                 |
|              |                      |                    | 59                    | 17                |                   | Despagubiri civile   |                       |            |                  | 84.430     | 79.430                  | 79.430                | 8.957              | 70.473                             | 72.738                 |
|              |                      |                    | 59                    | 40                |                   | Sume aferente persoanelor cu handicap<br>neincadrate   |                       |            | 1.797.700        | 1.985.080  | 1.968.047               | 1.968.047             | 1.759.848          | 208.199                            | 1.534.958              |
|              |                      |                    | 79                    |                   |                   | OPERATIUNI FINANCIARE  |                       |            | 53.354.700       | 64.317.560 | 64.317.560              | 64.317.560            | 64.142.040         | 175.520                            | 5.722.934              |
|              |                      |                    | 81                    |                   |                   | TITLUL XVII RAMBURSARI DE CREDITE  |                       |            | 53.354.700       | 64.317.560 | 64.317.560              | 64.317.560            | 64.142.040         | 175.520                            | 5.722.934              |



| Capi-<br>tol | Sub-<br>capi-<br>tol | Pa-<br>ra-<br>graf | Gru-<br>pa /<br>Titlu | Ar-<br>ti-<br>col | Ali-<br>ne-<br>at | Denumire indicator   | Credite de angajament |            | Credite bugetare |             | Angajamente<br>bugetare | Angajamente<br>legale | Plati<br>efectuate | Angajamente<br>legale<br>de platit | Cheltuieli<br>efective |
|--------------|----------------------|--------------------|-----------------------|-------------------|-------------------|--|-----------------------|------------|------------------|-------------|-------------------------|-----------------------|--------------------|------------------------------------|------------------------|
|              |                      |                    |                       |                   |                   |  | initiale              | definitive | initiale         | definitive  |                         |                       |                    |                                    |                        |
| A            |                      |                    |                       |                   |                   | B  | 1                     | 2          | 3                | 4           | 5                       | 6                     | 7                  | 8=6-7                              | 9                      |
|              |                      |                    | 81                    | 01                |                   | Rambursari de credite externe  |                       |            | 9.546.200        | 14.868.770  | 14.868.770              | 14.868.770            | 14.711.127         | 157.643                            | 5.722.934              |
|              |                      |                    | 81                    | 01                | 05                | Rambursari de credite aferente datoriei<br>publice externe locale                |                       |            | 9.546.200        | 14.868.770  | 14.868.770              | 14.868.770            | 14.711.127         | 157.643                            | 5.722.934              |
|              |                      |                    | 81                    | 02                |                   | Rambursari de credite interne  |                       |            | 43.808.500       | 49.448.790  | 49.448.790              | 49.448.790            | 49.430.913         | 17.877                             |                        |
|              |                      |                    | 81                    | 02                | 05                | Rambursari de credite aferente datoriei<br>publice interne locale                |                       |            | 43.808.500       | 49.448.790  | 49.448.790              | 49.448.790            | 49.430.913         | 17.877                             |                        |
|              |                      |                    | 84                    |                   |                   | PLATI EFECTUATE IN ANII PRECEDENTI SI<br>RECUPERATE IN ANUL CURENT               |                       |            |                  |             | -3.265.858              | -3.265.858            | -3.265.858         |                                    |                        |
|              |                      |                    | 85                    |                   |                   | Titlul XIX PLATI EFECTUATE IN ANII<br>PRECEDENTI SI RECUPERATE<br>IN ANUL CURENT |                       |            |                  |             | -3.265.858              | -3.265.858            | -3.265.858         |                                    |                        |
|              |                      |                    | 85                    | 01                |                   | Plati efectuate in anii precedenti si<br>recuperate in anul curent               |                       |            |                  |             | -3.265.858              | -3.265.858            | -3.265.858         |                                    |                        |
|              |                      |                    | 85                    | 01                | 01                | Plati efectuate in anii precedenti si<br>recuperate in anul curent (SF)          |                       |            |                  |             | -3.265.858              | -3.265.858            | -3.265.858         |                                    |                        |
| 5100         | 02                   |                    |                       |                   |                   | Partea I-a SERVICII PUBLICE GENERALE   |                       |            | 130.537.980      | 151.103.060 | 147.146.113             | 146.904.474           | 112.090.054        | 34.814.420                         | 116.352.963            |
| 5102         |                      |                    |                       |                   |                   | AUTORITATI PUBLICE SI ACTIUNI EXTERNE  |                       |            | 103.421.080      | 120.845.840 | 117.308.999             | 117.067.360           | 82.913.954         | 34.153.406                         | 87.079.482             |
|              |                      |                    | 01                    |                   |                   | CHELTUIELI CURENTE   |                       |            | 103.421.080      | 120.845.840 | 118.365.704             | 118.124.065           | 83.970.659         | 34.153.406                         | 87.079.482             |
|              |                      |                    | 10                    |                   |                   | TITLUL I CHELTUIELI DE PERSONAL  |                       |            | 53.752.530       | 55.156.890  | 54.720.515              | 54.492.515            | 51.054.777         | 3.437.738                          | 48.799.761             |
|              |                      |                    | 10                    | 01                |                   | Cheltuieli salariale in bani   |                       |            | 52.411.530       | 53.825.890  | 53.467.418              | 53.244.418            | 50.148.372         | 3.096.046                          | 47.914.724             |
|              |                      |                    | 10                    | 01                | 01                | Salarii de baza  |                       |            | 45.231.730       | 46.996.350  | 46.781.832              | 46.571.832            | 44.990.566         | 1.581.266                          | 43.453.875             |
|              |                      |                    | 10                    | 01                | 05                | Sporuri pentru conditii de munca   |                       |            | 2.250.000        | 1.840.000   | 1.840.000               | 1.840.000             | 1.591.937          | 248.063                            | 1.633.645              |
|              |                      |                    | 10                    | 01                | 06                | Alte sporuri   |                       |            | 112.300          | 142.300     | 142.300                 | 142.300               | 108.468            | 33.832                             | 124.516                |
|              |                      |                    | 10                    | 01                | 12                | Indemnizatii platite unor persoane din<br>afara unitatii                         |                       |            | 1.279.500        | 1.379.500   | 1.379.500               | 1.379.500             | 535.639            | 843.861                            | 583.357                |
|              |                      |                    | 10                    | 01                | 13                | Drepturi de delegare   |                       |            | 210.000          | 39.740      | 39.740                  | 39.740                | 4.412              | 35.328                             | 4.412                  |



| Capi-<br>tol | Sub-<br>capi-<br>tol | Pa-<br>ra-<br>graf | Gru-<br>pa /<br>Titlu | Ar-<br>ti-<br>col | Ali-<br>ne-<br>at | Denumire indicator   | Credite de angajament |            | Credite bugetare |            | Angajamente<br>bugetare | Angajamente<br>legale | Plati<br>efectuate | Angajamente<br>legale<br>de platit | Cheltuieli<br>efective |
|--------------|----------------------|--------------------|-----------------------|-------------------|-------------------|--|-----------------------|------------|------------------|------------|-------------------------|-----------------------|--------------------|------------------------------------|------------------------|
|              |                      |                    |                       |                   |                   |  | initiale              | definitive | initiale         | definitive |                         |                       |                    |                                    |                        |
| A            |                      |                    |                       |                   |                   | B  | 1                     | 2          | 3                | 4          | 5                       | 6                     | 7                  | 8=6-7                              | 9                      |
|              | 10                   | 01                 | 17                    |                   |                   | Indemnizatii de hrana  |                       |            | 1.664.000        | 1.614.000  | 1.532.501               | 1.524.501             | 1.423.590          | 100.911                            | 1.414.061              |
|              | 10                   | 01                 | 30                    |                   |                   | Alte drepturi salariale in bani                              |                       |            | 1.664.000        | 1.814.000  | 1.751.545               | 1.746.545             | 1.493.760          | 252.785                            | 700.858                |
|              | 10                   | 03                 |                       |                   |                   | Contributii  |                       |            | 1.341.000        | 1.331.000  | 1.253.097               | 1.248.097             | 906.405            | 341.692                            | 885.037                |
|              | 10                   | 03                 | 07                    |                   |                   | Contributia asiguratorie pentru munca                        |                       |            | 1.341.000        | 1.331.000  | 1.253.097               | 1.248.097             | 906.405            | 341.692                            | 885.037                |
|              | 20                   |                    |                       |                   |                   | TITLUL II BUNURI SI SERVICII                                 |                       |            | 48.445.550       | 64.225.950 | 62.182.189              | 62.168.550            | 32.135.013         | 30.033.537                         | 37.531.777             |
|              | 20                   | 01                 |                       |                   |                   | Bunuri si servicii   |                       |            | 31.451.600       | 45.870.600 | 44.979.895              | 44.966.256            | 21.891.394         | 23.074.862                         | 27.218.146             |
|              | 20                   | 01                 | 01                    |                   |                   | Furnituri de birou   |                       |            | 356.120          | 1.057.120  | 1.035.747               | 1.035.747             | 274.695            | 761.052                            | 264.190                |
|              | 20                   | 01                 | 02                    |                   |                   | Materiale pentru curatenie                                   |                       |            | 225.000          | 745.000    | 736.519                 | 736.519               | 203.994            | 532.525                            | 19.414                 |
|              | 20                   | 01                 | 03                    |                   |                   | Incalzit, iluminat si forta motrica                          |                       |            | 1.371.000        | 1.821.000  | 1.729.722               | 1.723.336             | 1.409.877          | 313.459                            | 1.727.718              |
|              | 20                   | 01                 | 04                    |                   |                   | Apa, canal si salubritate                                    |                       |            | 210.000          | 1.060.000  | 907.344                 | 907.344               | 144.556            | 762.788                            | 972.882                |
|              | 20                   | 01                 | 05                    |                   |                   | Carburanti si lubrifianti                                    |                       |            | 505.000          | 605.000    | 605.000                 | 605.000               | 251.750            | 353.250                            | 85.017                 |
|              | 20                   | 01                 | 06                    |                   |                   | Piese de schimb  |                       |            | 210.000          | 180.000    | 180.000                 | 180.000               | 12.264             | 167.736                            | 4.461                  |
|              | 20                   | 01                 | 07                    |                   |                   | Transport  |                       |            | 80.480           | 80.480     | 80.421                  | 80.421                | 21.404             | 59.017                             | 52.852                 |
|              | 20                   | 01                 | 08                    |                   |                   | Posta, telecomunicatii, radio, tv,<br>internet               |                       |            | 3.340.000        | 4.764.000  | 4.664.320               | 4.657.067             | 2.124.941          | 2.532.126                          | 2.794.507              |
|              | 20                   | 01                 | 09                    |                   |                   | Materiale si prestari de servicii cu<br>caracter functional  |                       |            | 4.620.000        | 4.605.000  | 4.487.259               | 4.487.259             | 2.171.458          | 2.315.801                          | 3.395.779              |
|              | 20                   | 01                 | 30                    |                   |                   | Alte bunuri si servicii pentru<br>intretinere si functionare |                       |            | 20.534.000       | 30.953.000 | 30.553.563              | 30.553.563            | 15.276.455         | 15.277.108                         | 17.901.326             |
|              | 20                   | 02                 |                       |                   |                   | Reparatii curente  |                       |            | 10.000           |            |                         |                       |                    |                                    |                        |
|              | 20                   | 03                 |                       |                   |                   | Hrana  |                       |            | 20.000           | 20.000     | 20.000                  | 20.000                |                    | 20.000                             |                        |
|              | 20                   | 03                 | 01                    |                   |                   | Hrana pentru oameni  |                       |            | 20.000           | 20.000     | 20.000                  | 20.000                |                    | 20.000                             |                        |
|              | 20                   | 04                 |                       |                   |                   | Medicamente si materiale sanitare                            |                       |            | 3.681.150        | 3.131.150  | 3.131.000               | 3.131.000             | 1.843.805          | 1.287.195                          | 6.803                  |
|              | 20                   | 04                 | 02                    |                   |                   | Materiale sanitare   |                       |            | 3.000.000        | 2.450.000  | 2.450.000               | 2.450.000             | 1.766.477          | 683.523                            | 503                    |
|              | 20                   | 04                 | 04                    |                   |                   | Dezinfectanti  |                       |            | 681.150          | 681.150    | 681.000                 | 681.000               | 77.328             | 603.672                            | 6.300                  |
|              | 20                   | 05                 |                       |                   |                   | Bunuri de natura obiectelor de inventar                      |                       |            | 1.060.000        | 1.954.000  | 1.885.106               | 1.885.106             | 1.044.912          | 840.194                            | 45.833                 |





| Capi-<br>tol | Sub-<br>capi-<br>tol | Pa-<br>ra-<br>graf | Gru-<br>pa /<br>Titlu | Ar-<br>ti-<br>col | Ali-<br>ne-<br>at | Denumire indicator   | Credite de angajament |            | Credite bugetare |            | Angajamente<br>bugetare | Angajamente<br>legale | Plati<br>efectuate | Angajamente<br>legale<br>de platit | Cheltuieli<br>efective |
|--------------|----------------------|--------------------|-----------------------|-------------------|-------------------|--|-----------------------|------------|------------------|------------|-------------------------|-----------------------|--------------------|------------------------------------|------------------------|
|              |                      |                    |                       |                   |                   |  | initiale              | definitive | initiale         | definitive |                         |                       |                    |                                    |                        |
| A            |                      |                    |                       |                   |                   | B  | 1                     | 2          | 3                | 4          | 5                       | 6                     | 7                  | 8=6-7                              | 9                      |
|              |                      |                    |                       |                   |                   | finantarea cheltuielilor curente din<br>domeniul sanatatii                       |                       |            | 760.000          | 560.000    | 560.000                 | 560.000               |                    | 560.000                            |                        |
|              |                      |                    | 59                    |                   |                   | TITLUL XI ALTE CHELTUIELI  |                       |            | 463.000          | 703.000    | 703.000                 | 703.000               | 580.869            | 122.131                            | 547.944                |
|              |                      |                    | 59                    | 11                |                   | Asociatii si fundatii  |                       |            |                  | 200.000    | 200.000                 | 200.000               | 200.000            |                                    | 200.000                |
|              |                      |                    | 59                    | 40                |                   | Sume aferente persoanelor cu handicap<br>neincadrate                             |                       |            | 463.000          | 503.000    | 503.000                 | 503.000               | 380.869            | 122.131                            | 347.944                |
|              |                      |                    | 84                    |                   |                   | PLATI EFECTUATE IN ANII PRECEDENTI SI<br>RECUPERATE IN ANUL CURENT               |                       |            |                  |            | -1.056.705              | -1.056.705            | -1.056.705         |                                    |                        |
|              |                      |                    | 85                    |                   |                   | Titlul XIX PLATI EFECTUATE IN ANII<br>PRECEDENTI SI RECUPERATE<br>IN ANUL CURENT |                       |            |                  |            | -1.056.705              | -1.056.705            | -1.056.705         |                                    |                        |
|              |                      |                    | 85                    | 01                |                   | Plati efectuate in anii precedenti si<br>recuperate in anul curent               |                       |            |                  |            | -1.056.705              | -1.056.705            | -1.056.705         |                                    |                        |
|              |                      |                    | 85                    | 01                | 01                | Plati efectuate in anii precedenti si<br>recuperate in anul curent (SF)          |                       |            |                  |            | -1.056.705              | -1.056.705            | -1.056.705         |                                    |                        |
| 5402         |                      |                    |                       |                   |                   | ALTE SERVICII PUBLICE GENERALE   |                       |            | 6.340.000        | 6.028.000  | 5.608.894               | 5.608.894             | 5.159.538          | 449.356                            | 5.133.727              |
|              |                      |                    | 01                    |                   |                   | CHELTUIELI CURENTE   |                       |            | 6.340.000        | 6.028.000  | 5.608.894               | 5.608.894             | 5.159.538          | 449.356                            | 5.133.727              |
|              |                      |                    | 10                    |                   |                   | TITLUL I CHELTUIELI DE PERSONAL  |                       |            | 4.620.000        | 4.620.000  | 4.594.797               | 4.594.797             | 4.329.435          | 265.362                            | 4.144.548              |
|              |                      |                    | 10                    | 01                |                   | Cheltuieli salariale in bani   |                       |            | 4.520.000        | 4.505.000  | 4.483.177               | 4.483.177             | 4.231.533          | 251.644                            | 4.053.751              |
|              |                      |                    | 10                    | 01                | 01                | Salarii de baza  |                       |            | 3.750.000        | 3.835.000  | 3.825.590               | 3.825.590             | 3.653.253          | 172.337                            | 3.521.398              |
|              |                      |                    | 10                    | 01                | 05                | Sporuri pentru conditii de munca   |                       |            | 345.000          | 325.000    | 319.975                 | 319.975               | 280.693            | 39.282                             | 292.317                |
|              |                      |                    | 10                    | 01                | 12                | Indemnizatii platite unor persoane din<br>afara unitatii                         |                       |            | 2.000            | 2.000      | 460                     | 460                   | 460                |                                    | 460                    |
|              |                      |                    | 10                    | 01                | 17                | Indemnizatii de hrana  |                       |            | 215.000          | 190.000    | 187.486                 | 187.486               | 164.675            | 22.811                             | 171.744                |
|              |                      |                    | 10                    | 01                | 30                | Alte drepturi salariale in bani  |                       |            | 208.000          | 153.000    | 149.666                 | 149.666               | 132.452            | 17.214                             | 67.832                 |
|              |                      |                    | 10                    | 03                |                   | Contributii  |                       |            | 100.000          | 115.000    | 111.620                 | 111.620               | 97.902             | 13.718                             | 90.797                 |



| Capi-<br>tol | Sub-<br>capi-<br>tol | Pa-<br>ra-<br>graf | Gru-<br>pa /<br>Titlu | Ar-<br>ti-<br>col | Ali-<br>ne-<br>at | Denumire indicator  | Credite de angajament |            | Credite bugetare |            | Angajamente<br>bugetare | Angajamente<br>legale | Plati<br>efectuate | Angajamente<br>legale<br>de platit | Cheltuieli<br>efective |
|--------------|----------------------|--------------------|-----------------------|-------------------|-------------------|---|-----------------------|------------|------------------|------------|-------------------------|-----------------------|--------------------|------------------------------------|------------------------|
|              |                      |                    |                       |                   |                   |   | initiale              | definitive | initiale         | definitive |                         |                       |                    |                                    |                        |
| A            |                      |                    |                       |                   |                   | B   | 1                     | 2          | 3                | 4          | 5                       | 6                     | 7                  | 8=6-7                              | 9                      |
|              |                      |                    | 10                    | 03                | 07                | Contributia asiguratorie pentru munca   |                       |            | 100.000          | 115.000    | 111.620                 | 111.620               | 97.902             | 13.718                             | 90.797                 |
|              |                      |                    | 20                    |                   |                   | TITLUL II BUNURI SI SERVICII  |                       |            | 1.450.000        | 1.108.000  | 971.101                 | 971.101               | 787.107            | 183.994                            | 936.797                |
|              |                      |                    | 20                    | 01                |                   | Bunuri si servicii  |                       |            | 1.194.000        | 960.000    | 868.824                 | 868.824               | 686.162            | 182.662                            | 742.958                |
|              |                      |                    | 20                    | 01                | 01                | Furnituri de birou  |                       |            | 74.000           | 24.000     | 22.848                  | 22.848                | 13.504             | 9.344                              | 21.709                 |
|              |                      |                    | 20                    | 01                | 02                | Materiale pentru curatenie  |                       |            | 10.000           | 10.000     | 10.000                  | 10.000                |                    | 10.000                             | 6.246                  |
|              |                      |                    | 20                    | 01                | 03                | Incalzit, iluminat si forta motrica   |                       |            | 90.000           | 65.000     | 50.498                  | 50.498                | 43.814             | 6.684                              | 47.371                 |
|              |                      |                    | 20                    | 01                | 04                | Apa, canal si salubritate   |                       |            | 5.000            | 20.000     | 13.625                  | 13.625                | 13.178             | 447                                | 13.910                 |
|              |                      |                    | 20                    | 01                | 05                | Carburanti si lubrifianti   |                       |            | 24.000           | 24.000     | 17.966                  | 17.966                | 17.966             |                                    | 18.461                 |
|              |                      |                    | 20                    | 01                | 08                | Posta, telecomunicatii, radio, tv,<br>internet  |                       |            | 110.000          | 125.000    | 116.119                 | 116.119               | 107.324            | 8.795                              | 102.253                |
|              |                      |                    | 20                    | 01                | 09                | Materiale si prestari de servicii cu<br>caracter functional   |                       |            | 351.000          | 366.000    | 349.366                 | 349.366               | 304.815            | 44.551                             | 348.616                |
|              |                      |                    | 20                    | 01                | 30                | Alte bunuri si servicii pentru<br>intretinere si functionare  |                       |            | 530.000          | 326.000    | 288.402                 | 288.402               | 185.561            | 102.841                            | 184.392                |
|              |                      |                    | 20                    | 05                |                   | Bunuri de natura obiectelor de inventar   |                       |            | 200.000          | 21.000     | 16.118                  | 16.118                | 16.118             |                                    | 110.821                |
|              |                      |                    | 20                    | 05                | 30                | Alte obiecte de inventar  |                       |            | 200.000          | 21.000     | 16.118                  | 16.118                | 16.118             |                                    | 110.821                |
|              |                      |                    | 20                    | 06                |                   | Deplasari, detasari, transferari  |                       |            | 10.000           | 10.000     | 2.673                   | 2.673                 | 2.673              |                                    | 2.673                  |
|              |                      |                    | 20                    | 06                | 01                | Deplasari interne, detasari, transferari  |                       |            | 10.000           | 10.000     | 2.673                   | 2.673                 | 2.673              |                                    | 2.673                  |
|              |                      |                    | 20                    | 14                |                   | Protectia muncii  |                       |            | 35.000           | 35.000     | 14.054                  | 14.054                | 12.722             | 1.332                              | 10.913                 |
|              |                      |                    | 20                    | 25                |                   | Cheltuieli judiciare si extrajudiciare<br>derivate din actiuni in reprezentarea<br>intereselor statului, potrivit<br>dispozitiilor legale |                       |            | 1.000            | 45.000     | 43.245                  | 43.245                | 43.245             |                                    | 43.245                 |
|              |                      |                    | 20                    | 30                |                   | Alte cheltuieli   |                       |            | 10.000           | 37.000     | 26.187                  | 26.187                | 26.187             |                                    | 26.187                 |
|              |                      |                    | 20                    | 30                | 03                | Prime de asigurare non-viata  |                       |            | 10.000           | 10.000     | 4.638                   | 4.638                 | 4.638              |                                    | 4.638                  |
|              |                      |                    | 20                    | 30                | 30                | Alte cheltuieli cu bunuri si servicii   |                       |            |                  | 27.000     | 21.549                  | 21.549                | 21.549             |                                    | 21.549                 |





| Capi-<br>tol | Sub-<br>capi-<br>tol | Pa-<br>ra-<br>graf | Gru-<br>pa /<br>Titlu | Ar-<br>ti-<br>col | Ali-<br>ne-<br>at | Denumire indicator   | Credite de angajament |            | Credite bugetare |            | Angajamente<br>bugetare | Angajamente<br>legale | Plati<br>efectuate | Angajamente<br>legale<br>de platit | Cheltuieli<br>efective |
|--------------|----------------------|--------------------|-----------------------|-------------------|-------------------|--|-----------------------|------------|------------------|------------|-------------------------|-----------------------|--------------------|------------------------------------|------------------------|
|              |                      |                    |                       |                   |                   |  | initiale              | definitive | initiale         | definitive |                         |                       |                    |                                    |                        |
| A            |                      |                    |                       |                   |                   | B  | 1                     | 2          | 3                | 4          | 5                       | 6                     | 7                  | 8=6-7                              | 9                      |
|              |                      |                    | 50                    |                   |                   | TITLUL V FONDURI DE REZERVA  |                       |            | 240.000          | 240.000    |                         |                       |                    |                                    |                        |
|              |                      |                    | 50                    | 04                |                   | Fond de rezerva bugetara la dispozitia<br>autoritatilor locale               |                       |            | 240.000          | 240.000    |                         |                       |                    |                                    |                        |
|              |                      |                    | 59                    |                   |                   | TITLUL XI ALTE CHELTUIELI  |                       |            | 30.000           | 60.000     | 42.996                  | 42.996                | 42.996             |                                    | 52.382                 |
|              |                      |                    | 59                    | 40                |                   | Sume aferente persoanelor cu handicap<br>neincadrate                         |                       |            | 30.000           | 60.000     | 42.996                  | 42.996                | 42.996             |                                    | 52.382                 |
| 5502         |                      |                    |                       |                   |                   | TRANZACTII PRIVIND DATORIA PUBLICA SI<br>IMPRUMUTURI                         |                       |            | 20.776.900       | 24.229.220 | 24.228.220              | 24.228.220            | 24.016.562         | 211.658                            | 24.139.754             |
|              |                      |                    | 01                    |                   |                   | CHELTUIELI CURENTE   |                       |            | 20.776.900       | 24.229.220 | 24.228.220              | 24.228.220            | 24.016.562         | 211.658                            | 24.139.754             |
|              |                      |                    | 20                    |                   |                   | TITLUL II BUNURI SI SERVICII   |                       |            | 10.000           | 212.000    | 211.000                 | 211.000               | 201.865            | 9.135                              | 202.223                |
|              |                      |                    | 20                    | 24                |                   | Comisioane si alte costuri aferente<br>imprumuturilor                        |                       |            | 10.000           | 212.000    | 211.000                 | 211.000               | 201.865            | 9.135                              | 202.223                |
|              |                      |                    | 20                    | 24                | 01                | Comisioane si alte costuri aferente<br>imprumuturilor externe                |                       |            | 1.000            | 1.000      | 1.000                   | 1.000                 |                    | 1.000                              |                        |
|              |                      |                    | 20                    | 24                | 02                | Comisioane si alte costuri aferente<br>imprumuturilor interne                |                       |            | 9.000            | 211.000    | 210.000                 | 210.000               | 201.865            | 8.135                              | 202.223                |
|              |                      |                    | 30                    |                   |                   | TITLUL III DOBANZI   |                       |            | 20.766.900       | 24.017.220 | 24.017.220              | 24.017.220            | 23.814.697         | 202.523                            | 23.937.531             |
|              |                      |                    | 30                    | 01                |                   | Dobanzi aferente datoriei publice interne                                    |                       |            | 16.132.400       | 18.382.720 | 18.382.720              | 18.382.720            | 18.219.313         | 163.407                            | 18.267.751             |
|              |                      |                    | 30                    | 01                | 01                | Dobanzi aferente datoriei publice<br>interne directe                         |                       |            | 16.132.400       | 18.382.720 | 18.382.720              | 18.382.720            | 18.219.313         | 163.407                            | 18.267.751             |
|              |                      |                    | 30                    | 02                |                   | Dobanzi aferente datoriei publice<br>externe                                 |                       |            | 4.634.500        | 5.634.500  | 5.634.500               | 5.634.500             | 5.595.384          | 39.116                             | 5.669.780              |
|              |                      |                    | 30                    | 02                | 02                | Dobanzi aferente creditelor externe<br>contractate de ordonatorii de credite |                       |            | 4.634.500        | 5.634.500  | 5.634.500               | 5.634.500             | 5.595.384          | 39.116                             | 5.669.780              |
| 6000         | 02                   |                    |                       |                   |                   | Partea II-a APARARE, ORDINE PUBLICA SI<br>SIGURANTA NATIONALA                |                       |            | 21.670.300       | 20.280.300 | 20.261.390              | 20.261.390            | 15.702.408         | 4.558.982                          | 12.560.042             |



| Capi-<br>tol | Sub-<br>capi-<br>tol | Pa-<br>ra-<br>graf | Gru-<br>pa /<br>Titlu | Ar-<br>ti-<br>col | Ali-<br>ne-<br>at | Denumire indicator   | Credite de angajament |            | Credite bugetare |            | Angajamente<br>bugetare | Angajamente<br>legale | Plati<br>efectuate | Angajamente<br>legale<br>de platit | Cheltuieli<br>efective |
|--------------|----------------------|--------------------|-----------------------|-------------------|-------------------|--|-----------------------|------------|------------------|------------|-------------------------|-----------------------|--------------------|------------------------------------|------------------------|
|              |                      |                    |                       |                   |                   |  | initiale              | definitive | initiale         | definitive |                         |                       |                    |                                    |                        |
| A            |                      |                    |                       |                   |                   | B  | 1                     | 2          | 3                | 4          | 5                       | 6                     | 7                  | 8=6-7                              | 9                      |
| 6002         |                      |                    |                       |                   |                   | APARARE  |                       |            | 244.600          | 244.600    | 244.600                 | 244.600               | 93.236             | 151.364                            | 137.752                |
|              | 01                   |                    |                       |                   |                   | CHELTUIELI CURENTE   |                       |            | 244.600          | 244.600    | 244.600                 | 244.600               | 93.236             | 151.364                            | 137.752                |
|              | 20                   |                    |                       |                   |                   | TITLUL II BUNURI SI SERVICII                                 |                       |            | 244.600          | 244.600    | 244.600                 | 244.600               | 93.236             | 151.364                            | 137.752                |
|              | 20                   | 01                 |                       |                   |                   | Bunuri si servicii   |                       |            | 235.400          | 235.400    | 235.400                 | 235.400               | 88.292             | 147.108                            | 135.882                |
|              | 20                   | 01                 | 01                    |                   |                   | Furnituri de birou   |                       |            | 10.200           | 10.200     | 10.200                  | 10.200                |                    | 10.200                             |                        |
|              | 20                   | 01                 | 02                    |                   |                   | Materiale pentru curatenie                                   |                       |            | 7.200            | 7.200      | 7.200                   | 7.200                 |                    | 7.200                              |                        |
|              | 20                   | 01                 | 03                    |                   |                   | Incalzit, iluminat si forta motrica                          |                       |            | 54.600           | 54.600     | 54.600                  | 54.600                | 8.518              | 46.082                             | 28.181                 |
|              | 20                   | 01                 | 04                    |                   |                   | Apa, canal si salubritate                                    |                       |            | 5.000            | 5.000      | 5.000                   | 5.000                 | 380                | 4.620                              | 4.831                  |
|              | 20                   | 01                 | 05                    |                   |                   | Carburanti si lubrifianti                                    |                       |            | 9.700            | 9.700      | 9.700                   | 9.700                 |                    | 9.700                              |                        |
|              | 20                   | 01                 | 06                    |                   |                   | Piese de schimb  |                       |            | 7.700            | 7.700      | 7.700                   | 7.700                 |                    | 7.700                              |                        |
|              | 20                   | 01                 | 08                    |                   |                   | Posta, telecomunicatii, radio, tv,<br>internet               |                       |            | 40.000           | 40.000     | 40.000                  | 40.000                | 33.089             | 6.911                              | 33.090                 |
|              | 20                   | 01                 | 09                    |                   |                   | Materiale si prestari de servicii cu<br>caracter functional  |                       |            | 40.000           | 40.000     | 40.000                  | 40.000                | 18.278             | 21.722                             | 23.479                 |
|              | 20                   | 01                 | 30                    |                   |                   | Alte bunuri si servicii pentru<br>intretinere si functionare |                       |            | 61.000           | 61.000     | 61.000                  | 61.000                | 28.027             | 32.973                             | 46.301                 |
|              | 20                   | 05                 |                       |                   |                   | Bunuri de natura obiectelor de inventar                      |                       |            | 6.200            | 6.200      | 6.200                   | 6.200                 | 3.074              | 3.126                              |                        |
|              | 20                   | 05                 | 30                    |                   |                   | Alte obiecte de inventar                                     |                       |            | 6.200            | 6.200      | 6.200                   | 6.200                 | 3.074              | 3.126                              |                        |
|              | 20                   | 30                 |                       |                   |                   | Alte cheltuieli  |                       |            | 3.000            | 3.000      | 3.000                   | 3.000                 | 1.870              | 1.130                              | 1.870                  |
|              | 20                   | 30                 | 03                    |                   |                   | Prime de asigurare non-viata                                 |                       |            | 2.400            | 2.400      | 2.400                   | 2.400                 | 1.870              | 530                                | 1.870                  |
|              | 20                   | 30                 | 04                    |                   |                   | Chirii   |                       |            | 600              | 600        | 600                     | 600                   |                    | 600                                |                        |
| 6102         |                      |                    |                       |                   |                   | ORDINE PUBLICA SI SIGURANTA NATIONALA                        |                       |            | 21.425.700       | 20.035.700 | 20.016.790              | 20.016.790            | 15.609.172         | 4.407.618                          | 12.422.290             |
|              | 01                   |                    |                       |                   |                   | CHELTUIELI CURENTE   |                       |            | 21.425.700       | 20.035.700 | 20.035.700              | 20.035.700            | 15.628.082         | 4.407.618                          | 12.422.290             |
|              | 10                   |                    |                       |                   |                   | TITLUL I CHELTUIELI DE PERSONAL                              |                       |            | 17.425.700       | 15.665.700 | 15.665.700              | 15.665.700            | 12.815.405         | 2.850.295                          | 9.886.397              |
|              | 10                   | 01                 |                       |                   |                   | Cheltuieli salariale in bani                                 |                       |            | 16.107.600       | 14.577.600 | 14.577.600              | 14.577.600            | 11.904.407         | 2.673.193                          | 9.302.278              |
|              | 10                   | 01                 | 01                    |                   |                   | Salarii de baza  |                       |            | 12.007.600       | 11.627.600 | 11.627.600              | 11.627.600            | 9.385.099          | 2.242.501                          | 7.888.931              |



| Capi-<br>tol | Sub-<br>capi-<br>tol | Pa-<br>ra-<br>graf | Gru-<br>pa /<br>Titlu | Ar-<br>ti-<br>col | Ali-<br>ne-<br>at | Denumire indicator   | Credite de angajament |            | Credite bugetare |            | Angajamente<br>bugetare | Angajamente<br>legale | Plati<br>efectuate | Angajamente<br>legale<br>de platit | Cheltuieli<br>efective |
|--------------|----------------------|--------------------|-----------------------|-------------------|-------------------|--|-----------------------|------------|------------------|------------|-------------------------|-----------------------|--------------------|------------------------------------|------------------------|
|              |                      |                    |                       |                   |                   |  | initiale              | definitive | initiale         | definitive |                         |                       |                    |                                    |                        |
| A            |                      |                    |                       |                   |                   | B  | 1                     | 2          | 3                | 4          | 5                       | 6                     | 7                  | 8=6-7                              | 9                      |
|              |                      |                    | 10                    | 01                | 05                | Sporuri pentru conditii de munca                             |                       |            | 1.482.000        | 882.000    | 882.000                 | 882.000               | 701.655            | 180.345                            | 548.777                |
|              |                      |                    | 10                    | 01                | 06                | Alte sporuri   |                       |            | 343.000          | 193.000    | 193.000                 | 193.000               | 141.825            | 51.175                             | 100.857                |
|              |                      |                    | 10                    | 01                | 30                | Alte drepturi salariale in bani                              |                       |            | 2.275.000        | 1.875.000  | 1.875.000               | 1.875.000             | 1.675.828          | 199.172                            | 763.713                |
|              |                      |                    | 10                    | 02                |                   | Cheltuieli salariale in natura                               |                       |            | 676.100          | 716.100    | 716.100                 | 716.100               | 644.393            | 71.707                             | 398.682                |
|              |                      |                    | 10                    | 02                | 02                | Norme de hrana   |                       |            | 676.100          | 716.100    | 716.100                 | 716.100               | 644.393            | 71.707                             | 398.682                |
|              |                      |                    | 10                    | 03                |                   | Contributii  |                       |            | 642.000          | 372.000    | 372.000                 | 372.000               | 266.605            | 105.395                            | 185.437                |
|              |                      |                    | 10                    | 03                | 07                | Contributia asiguratorie pentru munca                        |                       |            | 642.000          | 372.000    | 372.000                 | 372.000               | 266.605            | 105.395                            | 185.437                |
|              |                      |                    | 20                    |                   |                   | TITLUL II BUNURI SI SERVICII                                 |                       |            | 4.000.000        | 4.370.000  | 4.370.000               | 4.370.000             | 2.812.677          | 1.557.323                          | 2.535.893              |
|              |                      |                    | 20                    | 01                |                   | Bunuri si servicii   |                       |            | 3.543.000        | 3.873.000  | 3.873.000               | 3.873.000             | 2.631.611          | 1.241.389                          | 2.416.181              |
|              |                      |                    | 20                    | 01                | 01                | Furnituri de birou   |                       |            | 35.000           | 35.000     | 35.000                  | 35.000                | 8.999              | 26.001                             | 9.107                  |
|              |                      |                    | 20                    | 01                | 02                | Materiale pentru curatenie                                   |                       |            | 100.000          | 100.000    | 100.000                 | 100.000               | 81.973             | 18.027                             | 29.723                 |
|              |                      |                    | 20                    | 01                | 03                | Incalzit, iluminat si forta motrica                          |                       |            | 290.000          | 290.000    | 290.000                 | 290.000               | 144.126            | 145.874                            | 181.582                |
|              |                      |                    | 20                    | 01                | 04                | Apa, canal si salubritate                                    |                       |            | 100.000          | 100.000    | 100.000                 | 100.000               |                    | 100.000                            | 17.640                 |
|              |                      |                    | 20                    | 01                | 05                | Carburanti si lubrifianti                                    |                       |            | 594.010          | 689.010    | 689.010                 | 689.010               | 524.695            | 164.315                            | 138.801                |
|              |                      |                    | 20                    | 01                | 06                | Piese de schimb  |                       |            | 22.000           | 22.000     | 22.000                  | 22.000                | 6.226              | 15.774                             |                        |
|              |                      |                    | 20                    | 01                | 07                | Transport  |                       |            | 2.000            | 2.000      | 2.000                   | 2.000                 |                    | 2.000                              |                        |
|              |                      |                    | 20                    | 01                | 08                | Posta, telecomunicatii, radio, tv,<br>internet               |                       |            | 100.000          | 50.000     | 50.000                  | 50.000                | 8.795              | 41.205                             | 43.677                 |
|              |                      |                    | 20                    | 01                | 09                | Materiale si prestari de servicii cu<br>caracter functional  |                       |            | 100.000          | 100.000    | 100.000                 | 100.000               | 80.264             | 19.736                             | 61.602                 |
|              |                      |                    | 20                    | 01                | 30                | Alte bunuri si servicii pentru<br>intretinere si functionare |                       |            | 2.199.990        | 2.484.990  | 2.484.990               | 2.484.990             | 1.776.533          | 708.457                            | 1.934.049              |
|              |                      |                    | 20                    | 05                |                   | Bunuri de natura obiectelor de inventar                      |                       |            | 166.400          | 206.400    | 206.400                 | 206.400               | 58.936             | 147.464                            |                        |
|              |                      |                    | 20                    | 05                | 01                | Uniforme si echipament                                       |                       |            | 66.400           | 106.400    | 106.400                 | 106.400               |                    | 106.400                            |                        |
|              |                      |                    | 20                    | 05                | 30                | Alte obiecte de inventar                                     |                       |            | 100.000          | 100.000    | 100.000                 | 100.000               | 58.936             | 41.064                             |                        |
|              |                      |                    | 20                    | 06                |                   | Deplasari, detasari, transferari                             |                       |            | 600              | 600        | 600                     | 600                   |                    | 600                                |                        |





| Capi-<br>tol | Sub-<br>capi-<br>tol | Pa-<br>ra-<br>graf | Gru-<br>pa /<br>Titlu | Ar-<br>ti-<br>col | Ali-<br>ne-<br>at | Denumire indicator   | Credite de angajament |            | Credite bugetare |            | Angajamente<br>bugetare | Angajamente<br>legale | Plati<br>efectuate | Angajamente<br>legale<br>de platit | Cheltuieli<br>efective |
|--------------|----------------------|--------------------|-----------------------|-------------------|-------------------|--|-----------------------|------------|------------------|------------|-------------------------|-----------------------|--------------------|------------------------------------|------------------------|
|              |                      |                    |                       |                   |                   |  | initiale              | definitive | initiale         | definitive |                         |                       |                    |                                    |                        |
| A            |                      |                    |                       |                   |                   | B  | 1                     | 2          | 3                | 4          | 5                       | 6                     | 7                  | 8=6-7                              | 9                      |
|              |                      |                    | 10                    | 01                | 11                | Fond aferent platii cu ora                                   |                       |            |                  |            |                         |                       |                    |                                    | 260                    |
|              |                      |                    | 10                    | 02                |                   | Cheltuieli salariale in natura                               |                       |            |                  |            |                         |                       |                    |                                    | 18.850                 |
|              |                      |                    | 10                    | 02                | 06                | Vouchere de vacanta  |                       |            |                  |            |                         |                       |                    |                                    | 18.850                 |
|              |                      |                    | 10                    | 03                |                   | Contributii  |                       |            |                  |            |                         |                       |                    |                                    | 66                     |
|              |                      |                    | 10                    | 03                | 07                | Contributia asiguratorie pentru munca                        |                       |            |                  |            |                         |                       |                    |                                    | 66                     |
|              |                      |                    | 20                    |                   |                   | TITLUL II BUNURI SI SERVICII                                 |                       |            | 60.818.110       | 54.459.080 | 46.257.406              | 45.729.725            | 36.526.549         | 9.203.176                          | 41.579.727             |
|              |                      |                    | 20                    | 01                |                   | Bunuri si servicii   |                       |            | 45.007.300       | 34.925.270 | 29.689.514              | 29.161.835            | 24.169.567         | 4.992.268                          | 27.910.494             |
|              |                      |                    | 20                    | 01                | 01                | Furnituri de birou   |                       |            | 1.022.000        | 702.000    | 472.047                 | 472.047               | 312.053            | 159.994                            | 600.816                |
|              |                      |                    | 20                    | 01                | 02                | Materiale pentru curatenie                                   |                       |            | 1.873.020        | 1.323.020  | 971.865                 | 971.865               | 713.087            | 258.778                            | 985.487                |
|              |                      |                    | 20                    | 01                | 03                | Incalzit, iluminat si forta motrica                          |                       |            | 8.853.500        | 10.253.500 | 10.253.500              | 9.951.499             | 8.444.940          | 1.506.559                          | 9.953.694              |
|              |                      |                    | 20                    | 01                | 04                | Apa, canal si salubritate                                    |                       |            | 1.490.000        | 1.790.000  | 1.770.000               | 1.649.235             | 1.510.477          | 138.758                            | 1.649.178              |
|              |                      |                    | 20                    | 01                | 05                | Carburanti si lubrifianti                                    |                       |            |                  | 61.000     | 47.808                  | 47.808                | 47.808             |                                    | 43.130                 |
|              |                      |                    | 20                    | 01                | 06                | Piese de schimb  |                       |            | 898.800          | 1.353.800  | 1.352.800               | 1.352.800             | 1.304.964          | 47.836                             | 1.345.882              |
|              |                      |                    | 20                    | 01                | 08                | Posta, telecomunicatii, radio, tv,<br>internet               |                       |            | 720.350          | 780.350    | 774.362                 | 673.727               | 468.883            | 204.844                            | 673.727                |
|              |                      |                    | 20                    | 01                | 09                | Materiale si prestari de servicii cu<br>caracter functional  |                       |            | 8.243.570        | 7.899.240  | 6.295.730               | 6.291.452             | 4.806.393          | 1.485.059                          | 5.510.326              |
|              |                      |                    | 20                    | 01                | 30                | Alte bunuri si servicii pentru<br>intretinere si functionare |                       |            | 21.906.060       | 10.762.360 | 7.751.402               | 7.751.402             | 6.560.962          | 1.190.440                          | 7.148.254              |
|              |                      |                    | 20                    | 02                |                   | Reparatii curente  |                       |            | 4.667.000        | 8.530.000  | 8.155.408               | 8.155.408             | 7.556.776          | 598.632                            | 7.897.847              |
|              |                      |                    | 20                    | 03                |                   | Hrana  |                       |            | 897.920          | 897.920    | 524.335                 | 524.335               | 470.955            | 53.380                             | 513.395                |
|              |                      |                    | 20                    | 03                | 01                | Hrana pentru oameni  |                       |            | 897.920          | 897.920    | 524.335                 | 524.335               | 470.955            | 53.380                             | 513.395                |
|              |                      |                    | 20                    | 04                |                   | Medicamente si materiale sanitare                            |                       |            | 351.600          | 55.600     |                         |                       |                    |                                    | 144.738                |
|              |                      |                    | 20                    | 04                | 01                | Medicamente  |                       |            |                  | 3.000      |                         |                       |                    |                                    | 2.999                  |
|              |                      |                    | 20                    | 04                | 02                | Materiale sanitare   |                       |            |                  | 1.000      |                         |                       |                    |                                    |                        |
|              |                      |                    | 20                    | 04                | 04                | Dezinfectanti  |                       |            | 351.600          | 51.600     |                         |                       |                    |                                    | 141.739                |



| Capi-<br>tol | Sub-<br>capi-<br>tol | Pa-<br>ra-<br>graf | Gru-<br>pa /<br>Titlu | Ar-<br>ti-<br>col | Ali-<br>ne-<br>at | Denumire indicator   | Credite de angajament |            | Credite bugetare |            | Angajamente<br>bugetare | Angajamente<br>legale | Plati<br>efectuate | Angajamente<br>legale<br>de platit | Cheltuieli<br>efective |
|--------------|----------------------|--------------------|-----------------------|-------------------|-------------------|--|-----------------------|------------|------------------|------------|-------------------------|-----------------------|--------------------|------------------------------------|------------------------|
|              |                      |                    |                       |                   |                   |  | initiale              | definitive | initiale         | definitive |                         |                       |                    |                                    |                        |
| A            |                      |                    |                       |                   |                   | B  | 1                     | 2          | 3                | 4          | 5                       | 6                     | 7                  | 8=6-7                              | 9                      |
|              | 20                   | 05                 |                       |                   |                   | Bunuri de natura obiectelor de inventar  |                       |            | 3.795.070        | 4.051.070  | 2.877.797               | 2.877.796             | 1.504.923          | 1.372.873                          | 125.087                |
|              | 20                   | 05                 | 30                    |                   |                   | Alte obiecte de inventar   |                       |            | 3.795.070        | 4.051.070  | 2.877.797               | 2.877.796             | 1.504.923          | 1.372.873                          | 125.087                |
|              | 20                   | 14                 |                       |                   |                   | Protectia muncii   |                       |            | 435.170          | 435.170    | 70.069                  | 70.069                | 49.231             | 20.838                             | 62.330                 |
|              | 20                   | 30                 |                       |                   |                   | Alte cheltuieli  |                       |            | 5.664.050        | 5.564.050  | 4.940.283               | 4.940.282             | 2.775.097          | 2.165.185                          | 4.925.836              |
|              | 20                   | 30                 | 04                    |                   |                   | Chirii   |                       |            | 5.448.690        | 5.348.690  | 4.868.207               | 4.868.206             | 2.703.021          | 2.165.185                          | 4.861.087              |
|              | 20                   | 30                 | 30                    |                   |                   | Alte cheltuieli cu bunuri si servicii  |                       |            | 215.360          | 215.360    | 72.076                  | 72.076                | 72.076             |                                    | 64.749                 |
|              | 55                   |                    |                       |                   |                   | TITLUL VII ALTE TRANSFERURI  |                       |            | 8.713.000        | 9.493.890  | 9.493.460               | 9.493.460             | 9.493.460          |                                    | 9.493.460              |
|              | 55                   | 01                 |                       |                   |                   | A. Transferuri interne   |                       |            | 8.713.000        | 9.493.890  | 9.493.460               | 9.493.460             | 9.493.460          |                                    | 9.493.460              |
|              | 55                   | 01                 | 63                    |                   |                   | Finantarea invatamantului particular<br>sau confesional acreditat                |                       |            | 8.713.000        | 9.493.890  | 9.493.460               | 9.493.460             | 9.493.460          |                                    | 9.493.460              |
|              | 57                   |                    |                       |                   |                   | TITLUL VIII ASISTENTA SOCIALA  |                       |            | 9.199.000        | 7.524.000  | 3.627.927               | 3.627.926             | 3.619.797          | 8.129                              | 3.621.312              |
|              | 57                   | 02                 |                       |                   |                   | Ajutoare sociale   |                       |            | 9.199.000        | 7.524.000  | 3.627.927               | 3.627.926             | 3.619.797          | 8.129                              | 3.621.312              |
|              | 57                   | 02                 | 01                    |                   |                   | Ajutoare sociale in numerar  |                       |            | 4.848.000        | 4.724.000  | 3.125.480               | 3.125.479             | 3.117.350          | 8.129                              | 3.118.866              |
|              | 57                   | 02                 | 02                    |                   |                   | Ajutoare sociale in natura   |                       |            | 4.351.000        | 2.800.000  | 502.447                 | 502.447               | 502.447            |                                    | 502.446                |
|              | 59                   |                    |                       |                   |                   | TITLUL XI ALTE CHELTUIELI  |                       |            | 10.807.000       | 17.634.900 | 13.528.983              | 13.528.983            | 12.913.637         | 615.346                            | 12.988.443             |
|              | 59                   | 01                 |                       |                   |                   | Burse  |                       |            | 10.807.000       | 17.634.900 | 13.528.983              | 13.528.983            | 12.913.637         | 615.346                            | 12.988.443             |
|              | 84                   |                    |                       |                   |                   | PLATI EFECTUATE IN ANII PRECEDENTI SI<br>RECUPERATE IN ANUL CURENT               |                       |            |                  |            | -207.689                | -207.689              | -207.689           |                                    |                        |
|              | 85                   |                    |                       |                   |                   | Titlul XIX PLATI EFECTUATE IN ANII<br>PRECEDENTI SI RECUPERATE<br>IN ANUL CURENT |                       |            |                  |            | -207.689                | -207.689              | -207.689           |                                    |                        |
|              | 85                   | 01                 |                       |                   |                   | Plati efectuate in anii precedenti si<br>recuperate in anul curent               |                       |            |                  |            | -207.689                | -207.689              | -207.689           |                                    |                        |
|              | 85                   | 01                 | 01                    |                   |                   | Plati efectuate in anii precedenti si<br>recuperate in anul curent (SF)          |                       |            |                  |            | -207.689                | -207.689              | -207.689           |                                    |                        |
| 6602         |                      |                    |                       |                   |                   | SANATATE   |                       |            | 2.400.000        | 2.000.000  | 1.804.218               | 1.804.218             | 1.771.802          | 32.416                             | 1.901.256              |



| Capi-<br>tol | Sub-<br>capi-<br>tol | Pa-<br>ra-<br>graf | Gru-<br>pa /<br>Titlu | Ar-<br>ti-<br>col | Ali-<br>ne-<br>at | Denumire indicator                    | Credite de angajament                 |            | Credite bugetare |             | Angajamente<br>bugetare | Angajamente<br>legale | Plati<br>efectuate | Angajamente<br>legale<br>de platit | Cheltuieli<br>efective |           |
|--------------|----------------------|--------------------|-----------------------|-------------------|-------------------|---------------------------------------|---------------------------------------|------------|------------------|-------------|-------------------------|-----------------------|--------------------|------------------------------------|------------------------|-----------|
|              |                      |                    |                       |                   |                   |                                       | initiale                              | definitive | initiale         | definitive  |                         |                       |                    |                                    |                        |           |
| A            |                      |                    |                       |                   |                   | B                                     | 1                                     | 2          | 3                | 4           | 5                       | 6                     | 7                  | 8=6-7                              | 9                      |           |
| 6702         |                      |                    | 01                    |                   |                   | CHELTUIELI CURENTE                    |                                       |            | 2.400.000        | 2.000.000   | 1.804.218               | 1.804.218             | 1.771.802          | 32.416                             | 1.901.256              |           |
|              |                      |                    | 10                    |                   |                   | TITLUL I CHELTUIELI DE PERSONAL       |                                       |            | 2.300.000        | 1.900.000   | 1.711.709               | 1.711.709             | 1.711.709          |                                    | 1.801.733              |           |
|              |                      |                    | 10                    | 01                |                   | Cheltuieli salariale in bani          |                                       |            | 2.247.000        | 1.855.000   | 1.676.244               | 1.676.244             | 1.676.244          |                                    | 1.761.995              |           |
|              |                      |                    | 10                    | 01                | 01                | Salarii de baza                       |                                       |            | 1.645.000        | 1.435.000   | 1.293.354               | 1.293.354             | 1.293.354          |                                    | 1.383.380              |           |
|              |                      |                    | 10                    | 01                | 05                | Sporuri pentru conditii de munca      |                                       |            | 220.000          | 170.000     | 160.133                 | 160.133               | 160.133            |                                    | 163.560                |           |
|              |                      |                    | 10                    | 01                | 06                | Alte sporuri                          |                                       |            | 230.000          | 165.000     | 154.094                 | 154.094               | 154.094            |                                    | 153.824                |           |
|              |                      |                    | 10                    | 01                | 17                | Indemnizatii de hrana                 |                                       |            | 87.000           | 65.000      | 60.791                  | 60.791                | 60.791             |                                    | 61.231                 |           |
|              |                      |                    | 10                    | 01                | 30                | Alte drepturi salariale in bani       |                                       |            | 65.000           | 20.000      | 7.872                   | 7.872                 | 7.872              |                                    |                        |           |
|              |                      |                    | 10                    | 03                |                   | Contributii                           |                                       |            | 53.000           | 45.000      | 35.465                  | 35.465                | 35.465             |                                    | 39.738                 |           |
|              |                      |                    | 10                    | 03                | 07                | Contributia asiguratorie pentru munca |                                       |            | 53.000           | 45.000      | 35.465                  | 35.465                | 35.465             |                                    | 39.738                 |           |
|              |                      |                    | 20                    |                   |                   | TITLUL II BUNURI SI SERVICII          |                                       |            | 100.000          | 100.000     | 92.509                  | 92.509                | 60.093             | 32.416                             | 99.523                 |           |
|              |                      |                    | 20                    | 04                |                   | Medicamente si materiale sanitare     |                                       |            | 100.000          | 100.000     | 92.509                  | 92.509                | 60.093             | 32.416                             | 99.523                 |           |
|              |                      |                    | 20                    | 04                | 01                | Medicamente                           |                                       |            | 90.000           | 90.000      | 85.009                  | 85.009                | 53.383             | 31.626                             | 81.168                 |           |
|              |                      |                    | 20                    | 04                | 02                | Materiale sanitare                    |                                       |            | 10.000           | 10.000      | 7.500                   | 7.500                 | 6.710              | 790                                | 18.355                 |           |
|              |                      |                    |                       |                   |                   | CULTURA, RECREERE SI RELIGIE          |                                       |            | 165.920.000      | 171.611.830 | 165.541.154             | 165.541.154           | 141.886.354        | 23.654.800                         | 152.121.895            |           |
|              |                      |                    |                       | 01                |                   | CHELTUIELI CURENTE                    |                                       |            | 165.920.000      | 171.611.830 | 165.579.297             | 165.579.297           | 141.924.497        | 23.654.800                         | 152.121.895            |           |
|              |                      |                    |                       | 10                |                   | TITLUL I CHELTUIELI DE PERSONAL       |                                       |            | 3.300.000        | 2.800.000   | 2.786.718               | 2.786.718             | 2.579.110          | 207.608                            | 2.502.427              |           |
|              |                      |                    |                       | 10                | 01                | Cheltuieli salariale in bani          |                                       |            | 3.221.930        | 2.734.150   | 2.720.870               | 2.720.870             | 2.521.372          | 199.498                            | 2.447.189              |           |
|              |                      |                    |                       | 10                | 01                | 01                                    | Salarii de baza                       |            |                  | 2.725.160   | 2.385.150               | 2.385.150             | 2.385.150          | 2.185.652                          | 199.498                | 2.130.501 |
|              |                      |                    |                       | 10                | 01                | 05                                    | Sporuri pentru conditii de munca      |            |                  | 297.520     | 185.470                 | 176.030               | 176.030            | 176.030                            |                        | 178.344   |
|              |                      |                    |                       | 10                | 01                | 06                                    | Alte sporuri                          |            |                  | 6.740       | 6.740                   | 5.847                 | 5.847              | 5.847                              |                        | 5.822     |
|              |                      |                    |                       | 10                | 01                | 17                                    | Indemnizatii de hrana                 |            |                  | 156.850     | 140.320                 | 137.437               | 137.437            | 137.437                            |                        | 119.502   |
|              |                      |                    |                       | 10                | 01                | 30                                    | Alte drepturi salariale in bani       |            |                  | 35.660      | 16.470                  | 16.406                | 16.406             | 16.406                             |                        | 13.020    |
|              |                      |                    |                       | 10                | 03                |                                       | Contributii                           |            |                  | 78.070      | 65.850                  | 65.848                | 65.848             | 57.738                             | 8.110                  | 55.238    |
|              |                      |                    |                       | 10                | 03                | 07                                    | Contributia asiguratorie pentru munca |            |                  | 78.070      | 65.850                  | 65.848                | 65.848             | 57.738                             | 8.110                  | 55.238    |
|              |                      |                    |                       | 20                |                   | TITLUL II BUNURI SI SERVICII          |                                       |            | 160.670.000      | 168.227.400 | 162.213.149             | 162.213.149           | 139.256.430        | 22.956.719                         | 149.466.730            |           |









| Capi-<br>tol | Sub-<br>capi-<br>tol | Pa-<br>ra-<br>graf | Gru-<br>pa /<br>Titlu | Ar-<br>ti-<br>col | Ali-<br>ne-<br>at | Denumire indicator  | Credite de angajament |            | Credite bugetare |            | Angajamente<br>bugetare | Angajamente<br>legale | Plati<br>efectuate | Angajamente<br>legale<br>de platit | Cheltuieli<br>efective |
|--------------|----------------------|--------------------|-----------------------|-------------------|-------------------|---|-----------------------|------------|------------------|------------|-------------------------|-----------------------|--------------------|------------------------------------|------------------------|
|              |                      |                    |                       |                   |                   |   | initiale              | definitive | initiale         | definitive |                         |                       |                    |                                    |                        |
| A            |                      |                    |                       |                   |                   | B   | 1                     | 2          | 3                | 4          | 5                       | 6                     | 7                  | 8=6-7                              | 9                      |
|              |                      |                    | 20                    | 01                | 08                | Posta, telecomunicatii, radio, tv,<br>internet  |                       |            | 600.000          | 568.900    | 568.900                 | 568.900               | 391.531            | 177.369                            | 375.908                |
|              |                      |                    | 20                    | 01                | 09                | Materiale si prestari de servicii cu<br>caracter functional   |                       |            | 800.000          | 513.500    | 513.500                 | 513.500               | 310.926            | 202.574                            | 338.983                |
|              |                      |                    | 20                    | 01                | 30                | Alte bunuri si servicii pentru<br>intretinere si functionare  |                       |            | 10.765.000       | 9.414.560  | 9.385.111               | 9.385.111             | 7.191.572          | 2.193.539                          | 8.673.857              |
|              |                      |                    | 20                    | 02                |                   | Reparatii curente   |                       |            | 25.000           | 343.000    | 343.000                 | 343.000               | 61.347             | 281.653                            | 73.374                 |
|              |                      |                    | 20                    | 03                |                   | Hrana   |                       |            | 3.152.000        | 3.867.200  | 3.838.986               | 3.838.986             | 1.632.348          | 2.206.638                          | 2.638.966              |
|              |                      |                    | 20                    | 03                | 01                | Hrana pentru oameni   |                       |            | 3.152.000        | 3.867.200  | 3.838.986               | 3.838.986             | 1.632.348          | 2.206.638                          | 2.638.966              |
|              |                      |                    | 20                    | 04                |                   | Medicamente si materiale sanitare   |                       |            | 128.000          | 78.000     | 78.000                  | 78.000                | 12.074             | 65.926                             | 382.214                |
|              |                      |                    | 20                    | 04                | 01                | Medicamente   |                       |            | 20.000           | 20.000     | 20.000                  | 20.000                | 8.044              | 11.956                             | 20.851                 |
|              |                      |                    | 20                    | 04                | 02                | Materiale sanitare  |                       |            | 108.000          | 58.000     | 58.000                  | 58.000                | 4.030              | 53.970                             | 361.363                |
|              |                      |                    | 20                    | 05                |                   | Bunuri de natura obiectelor de inventar   |                       |            | 626.000          | 441.000    | 441.000                 | 441.000               | 99.288             | 341.712                            | 897.506                |
|              |                      |                    | 20                    | 05                | 01                | Uniforme si echipament  |                       |            | 7.000            | 7.000      | 7.000                   | 7.000                 |                    | 7.000                              | 17.167                 |
|              |                      |                    | 20                    | 05                | 03                | Lenjerie si accesorii de pat  |                       |            | 160.000          | 25.000     | 25.000                  | 25.000                | 3.004              | 21.996                             | 22.817                 |
|              |                      |                    | 20                    | 05                | 30                | Alte obiecte de inventar  |                       |            | 459.000          | 409.000    | 409.000                 | 409.000               | 96.284             | 312.716                            | 857.522                |
|              |                      |                    | 20                    | 06                |                   | Deplasari, detasari, transferari  |                       |            | 7.000            | 7.000      | 7.000                   | 7.000                 | 6.056              | 944                                | 6.055                  |
|              |                      |                    | 20                    | 06                | 01                | Deplasari interne, detasari, transferari  |                       |            | 7.000            | 7.000      | 7.000                   | 7.000                 | 6.056              | 944                                | 6.055                  |
|              |                      |                    | 20                    | 11                |                   | Carti, publicatii si materiale<br>documentare   |                       |            | 60.000           | 20.000     | 20.000                  | 20.000                | 6.419              | 13.581                             | 6.419                  |
|              |                      |                    | 20                    | 13                |                   | Pregatire profesionala  |                       |            | 50.000           | 37.000     | 37.000                  | 37.000                | 2.452              | 34.548                             | 9.352                  |
|              |                      |                    | 20                    | 14                |                   | Protectia muncii  |                       |            | 50.000           | 63.000     | 63.000                  | 63.000                |                    | 63.000                             | 23.920                 |
|              |                      |                    | 20                    | 25                |                   | Cheltuieli judiciare si extrajudiciare<br>derivate din actiuni in reprezentarea<br>intereselor statului, potrivit<br>dispozitiilor legale |                       |            | 10.000           | 20.000     | 20.000                  | 20.000                | 9.292              | 10.708                             | 15.292                 |



| Capi-<br>tol | Sub-<br>capi-<br>tol | Pa-<br>ra-<br>graf | Gru-<br>pa /<br>Titlu | Ar-<br>ti-<br>col | Ali-<br>ne-<br>at | Denumire indicator   | Credite de angajament |            | Credite bugetare |             | Angajamente<br>bugetare | Angajamente<br>legale | Plati<br>efectuate | Angajamente<br>legale<br>de platit | Cheltuieli<br>efective |
|--------------|----------------------|--------------------|-----------------------|-------------------|-------------------|--|-----------------------|------------|------------------|-------------|-------------------------|-----------------------|--------------------|------------------------------------|------------------------|
|              |                      |                    |                       |                   |                   |  | initiale              | definitive | initiale         | definitive  |                         |                       |                    |                                    |                        |
| A            |                      |                    |                       |                   |                   | B  | 1                     | 2          | 3                | 4           | 5                       | 6                     | 7                  | 8=6-7                              | 9                      |
|              |                      |                    | 20                    | 30                |                   | Alte cheltuieli  |                       |            | 230.000          | 220.000     | 218.396                 | 218.396               | 209.022            | 9.374                              | 224.990                |
|              |                      |                    | 20                    | 30                | 30                | Alte cheltuieli cu bunuri si servicii  |                       |            | 230.000          | 220.000     | 218.396                 | 218.396               | 209.022            | 9.374                              | 224.990                |
|              |                      |                    | 57                    |                   |                   | TITLUL VIII ASISTENTA SOCIALA  |                       |            | 53.500.000       | 52.050.000  | 52.050.000              | 52.050.000            | 50.916.187         | 1.133.813                          | 51.029.111             |
|              |                      |                    | 57                    | 02                |                   | Ajutoare sociale   |                       |            | 53.500.000       | 52.050.000  | 52.050.000              | 52.050.000            | 50.916.187         | 1.133.813                          | 51.029.111             |
|              |                      |                    | 57                    | 02                | 01                | Ajutoare sociale in numerar  |                       |            | 53.500.000       | 52.050.000  | 52.050.000              | 52.050.000            | 50.916.187         | 1.133.813                          | 51.029.111             |
|              |                      |                    | 59                    |                   |                   | TITLUL XI ALTE CHELTUIELI  |                       |            | 1.200.000        | 1.346.000   | 1.346.000               | 1.346.000             | 1.270.371          | 75.629                             | 1.058.372              |
|              |                      |                    | 59                    | 40                |                   | Sume aferente persoanelor cu handicap<br>neincadrate                             |                       |            | 1.200.000        | 1.346.000   | 1.346.000               | 1.346.000             | 1.270.371          | 75.629                             | 1.058.372              |
|              |                      |                    | 84                    |                   |                   | PLATI EFECTUATE IN ANII PRECEDENTI SI<br>RECUPERATE IN ANUL CURENT               |                       |            |                  |             | -1.333.827              | -1.333.827            | -1.333.827         |                                    |                        |
|              |                      |                    | 85                    |                   |                   | Titlul XIX PLATI EFECTUATE IN ANII<br>PRECEDENTI SI RECUPERATE<br>IN ANUL CURENT |                       |            |                  |             | -1.333.827              | -1.333.827            | -1.333.827         |                                    |                        |
|              |                      |                    | 85                    | 01                |                   | Plati efectuate in anii precedenti si<br>recuperate in anul curent               |                       |            |                  |             | -1.333.827              | -1.333.827            | -1.333.827         |                                    |                        |
|              |                      |                    | 85                    | 01                | 01                | Plati efectuate in anii precedenti si<br>recuperate in anul curent (SF)          |                       |            |                  |             | -1.333.827              | -1.333.827            | -1.333.827         |                                    |                        |
| 7000         | 02                   |                    |                       |                   |                   | Partea IV-a SERVICII SI DEZVOLTARE<br>PUBLICA, LOCUINTE, MEDIU SI APE            |                       |            | 185.721.500      | 195.637.470 | 195.032.920             | 195.032.920           | 151.767.457        | 43.265.463                         | 164.893.109            |
| 7002         |                      |                    |                       |                   |                   | LOCUINTE, SERVICII SI DEZVOLTARE PUBLICA<br>CHELTUIELI CURENTE                   |                       |            | 35.236.500       | 35.152.470  | 34.780.796              | 34.780.796            | 11.028.245         | 23.752.551                         | 18.548.226             |
|              |                      |                    | 01                    |                   |                   | CHELTUIELI CURENTE   |                       |            | 35.236.500       | 35.152.470  | 35.152.470              | 35.152.470            | 11.399.919         | 23.752.551                         | 18.548.226             |
|              |                      |                    | 10                    |                   |                   | TITLUL I CHELTUIELI DE PERSONAL  |                       |            | 1.536.500        | 1.456.500   | 1.456.500               | 1.456.500             | 1.118.346          | 338.154                            | 1.262.364              |
|              |                      |                    | 10                    | 01                |                   | Cheltuieli salariale in bani   |                       |            | 1.472.000        | 1.412.000   | 1.412.000               | 1.412.000             | 1.091.342          | 320.658                            | 1.234.594              |
|              |                      |                    | 10                    | 01                | 01                | Salarii de baza  |                       |            | 1.127.000        | 1.197.000   | 1.197.000               | 1.197.000             | 953.717            | 243.283                            | 1.077.946              |
|              |                      |                    | 10                    | 01                | 05                | Sporuri pentru conditii de munca   |                       |            | 138.000          | 88.000      | 88.000                  | 88.000                | 61.605             | 26.395                             | 82.114                 |
|              |                      |                    | 10                    | 01                | 17                | Indemnizatii de hrana  |                       |            | 84.000           | 64.000      | 64.000                  | 64.000                | 46.009             | 17.991                             | 52.071                 |



| Capi-<br>tol | Sub-<br>capi-<br>tol | Pa-<br>ra-<br>graf | Gru-<br>pa /<br>Titlu | Ar-<br>ti-<br>col | Ali-<br>ne-<br>at | Denumire indicator  | Credite de angajament |            | Credite bugetare |            | Angajamente<br>bugetare | Angajamente<br>legale | Plati<br>efectuate | Angajamente<br>legale<br>de platit | Cheltuieli<br>efective |
|--------------|----------------------|--------------------|-----------------------|-------------------|-------------------|---|-----------------------|------------|------------------|------------|-------------------------|-----------------------|--------------------|------------------------------------|------------------------|
|              |                      |                    |                       |                   |                   |   | initiale              | definitive | initiale         | definitive |                         |                       |                    |                                    |                        |
| A            |                      |                    |                       |                   |                   | B   | 1                     | 2          | 3                | 4          | 5                       | 6                     | 7                  | 8=6-7                              | 9                      |
|              |                      |                    | 10                    | 01                | 30                | Alte drepturi salariale in bani   |                       |            | 123.000          | 63.000     | 63.000                  | 63.000                | 30.011             | 32.989                             | 22.463                 |
|              |                      |                    | 10                    | 03                |                   | Contributii   |                       |            | 64.500           | 44.500     | 44.500                  | 44.500                | 27.004             | 17.496                             | 27.770                 |
|              |                      |                    | 10                    | 03                | 07                | Contributia asiguratorie pentru munca   |                       |            | 64.500           | 44.500     | 44.500                  | 44.500                | 27.004             | 17.496                             | 27.770                 |
|              |                      |                    | 20                    |                   |                   | TITLUL II BUNURI SI SERVICII  |                       |            | 33.640.000       | 33.675.970 | 33.675.970              | 33.675.970            | 10.272.012         | 23.403.958                         | 17.274.301             |
|              |                      |                    | 20                    | 01                |                   | Bunuri si servicii  |                       |            | 32.810.000       | 30.635.970 | 30.635.970              | 30.635.970            | 10.201.018         | 20.434.952                         | 15.539.944             |
|              |                      |                    | 20                    | 01                | 01                | Furnituri de birou  |                       |            | 150.000          | 150.000    | 150.000                 | 150.000               | 52.716             | 97.284                             | 15.482                 |
|              |                      |                    | 20                    | 01                | 02                | Materiale pentru curatenie  |                       |            | 440.000          | 440.000    | 440.000                 | 440.000               | 45.984             | 394.016                            | 24.666                 |
|              |                      |                    | 20                    | 01                | 03                | Incalzit, iluminat si forta motrica   |                       |            | 5.925.000        | 6.425.000  | 6.425.000               | 6.425.000             | 2.061.485          | 4.363.515                          | 3.735.579              |
|              |                      |                    | 20                    | 01                | 04                | Apa, canal si salubritate   |                       |            | 9.345.000        | 12.353.970 | 12.353.970              | 12.353.970            | 2.419.201          | 9.934.769                          | 5.558.978              |
|              |                      |                    | 20                    | 01                | 06                | Piese de schimb   |                       |            |                  | 75.000     | 75.000                  | 75.000                |                    | 75.000                             |                        |
|              |                      |                    | 20                    | 01                | 08                | Posta, telecomunicatii, radio, tv,<br>internet  |                       |            | 200.000          | 200.000    | 200.000                 | 200.000               | 78.845             | 121.155                            | 59.527                 |
|              |                      |                    | 20                    | 01                | 09                | Materiale si prestari de servicii cu<br>caracter functional   |                       |            | 3.690.000        | 1.610.000  | 1.610.000               | 1.610.000             | 488.103            | 1.121.897                          | 570.806                |
|              |                      |                    | 20                    | 01                | 30                | Alte bunuri si servicii pentru<br>intretinere si functionare  |                       |            | 13.060.000       | 9.382.000  | 9.382.000               | 9.382.000             | 5.054.684          | 4.327.316                          | 5.574.906              |
|              |                      |                    | 20                    | 02                |                   | Reparatii curente   |                       |            | 500.000          | 2.710.000  | 2.710.000               | 2.710.000             |                    | 2.710.000                          | 1.667.338              |
|              |                      |                    | 20                    | 05                |                   | Bunuri de natura obiectelor de inventar   |                       |            | 10.000           | 10.000     | 10.000                  | 10.000                |                    | 10.000                             |                        |
|              |                      |                    | 20                    | 05                | 30                | Alte obiecte de inventar  |                       |            | 10.000           | 10.000     | 10.000                  | 10.000                |                    | 10.000                             |                        |
|              |                      |                    | 20                    | 14                |                   | Protectia muncii  |                       |            | 10.000           | 10.000     | 10.000                  | 10.000                |                    | 10.000                             |                        |
|              |                      |                    | 20                    | 25                |                   | Cheltuieli judiciare si extrajudiciare<br>derivate din actiuni in reprezentarea<br>intereselor statului, potrivit<br>dispozitiilor legale |                       |            | 250.000          | 250.000    | 250.000                 | 250.000               | 65.350             | 184.650                            | 61.375                 |
|              |                      |                    | 20                    | 30                |                   | Alte cheltuieli   |                       |            | 60.000           | 60.000     | 60.000                  | 60.000                | 5.644              | 54.356                             | 5.644                  |
|              |                      |                    | 20                    | 30                | 03                | Prime de asigurare non-viata  |                       |            | 10.000           | 10.000     | 10.000                  | 10.000                | 2.595              | 7.405                              | 2.595                  |






| Capi-<br>tol | Sub-<br>capi-<br>tol | Pa-<br>ra-<br>graf | Gru-<br>pa /<br>Titlu | Ar-<br>ti-<br>col | Ali-<br>ne-<br>at | Denumire indicator   | Credite de angajament |            | Credite bugetare |            | Angajamente<br>bugetare | Angajamente<br>legale | Plati<br>efectuate | Angajamente<br>legale<br>de platit | Cheltuieli<br>efective |
|--------------|----------------------|--------------------|-----------------------|-------------------|-------------------|--|-----------------------|------------|------------------|------------|-------------------------|-----------------------|--------------------|------------------------------------|------------------------|
|              |                      |                    |                       |                   |                   |  | initiale              | definitive | initiale         | definitive |                         |                       |                    |                                    |                        |
| A            |                      |                    |                       |                   |                   | B  | 1                     | 2          | 3                | 4          | 5                       | 6                     | 7                  | 8=6-7                              | 9                      |
|              |                      |                    |                       |                   |                   | IN ANUL CURENT   |                       |            |                  |            | -232.876                | -232.876              | -232.876           |                                    |                        |
|              |                      |                    | 85                    | 01                |                   | Plati efectuate in anii precedenti si recuperate in anul curent      |                       |            |                  |            | -232.876                | -232.876              | -232.876           |                                    |                        |
|              |                      |                    | 85                    | 01                | 01                | Plati efectuate in anii precedenti si recuperate in anul curent (SF) |                       |            |                  |            | -232.876                | -232.876              | -232.876           |                                    |                        |
| 8000         | 02                   |                    |                       |                   |                   | Partea V-a ACTIUNI ECONOMICE   |                       |            | 71.973.700       | 84.977.860 | 83.571.379              | 83.571.379            | 77.393.785         | 6.177.594                          | 19.334.964             |
| 8402         |                      |                    |                       |                   |                   | TRANSPORTURI   |                       |            | 71.973.700       | 84.977.860 | 83.571.379              | 83.571.379            | 77.393.785         | 6.177.594                          | 19.334.964             |
|              |                      |                    | 01                    |                   |                   | CHELTUIELI CURENTE   |                       |            | 18.619.000       | 20.660.300 | 19.259.853              | 19.259.853            | 13.257.779         | 6.002.074                          | 13.612.030             |
|              |                      |                    | 10                    |                   |                   | TITLUL I CHELTUIELI DE PERSONAL                                      |                       |            | 7.000.000        | 8.390.420  | 8.390.216               | 8.390.216             | 8.390.216          |                                    | 8.136.915              |
|              |                      |                    | 10                    | 01                |                   | Cheltuieli salariale in bani   |                       |            | 6.845.000        | 8.187.470  | 8.187.280               | 8.187.280             | 8.187.280          |                                    | 7.957.862              |
|              |                      |                    | 10                    | 01                | 01                | Salarii de baza  |                       |            | 5.806.000        | 7.052.170  | 7.052.167               | 7.052.167             | 7.052.167          |                                    | 6.873.100              |
|              |                      |                    | 10                    | 01                | 05                | Sporuri pentru conditii de munca                                     |                       |            | 507.900          | 626.500    | 626.417                 | 626.417               | 626.417            |                                    | 622.495                |
|              |                      |                    | 10                    | 01                | 06                | Alte sporuri   |                       |            |                  | 64.900     | 64.892                  | 64.892                | 64.892             |                                    | 64.892                 |
|              |                      |                    | 10                    | 01                | 17                | Indemnizatii de hrana  |                       |            | 212.000          | 254.600    | 254.556                 | 254.556               | 254.556            |                                    | 257.058                |
|              |                      |                    | 10                    | 01                | 30                | Alte drepturi salariale in bani                                      |                       |            | 319.100          | 189.300    | 189.248                 | 189.248               | 189.248            |                                    | 140.317                |
|              |                      |                    | 10                    | 03                |                   | Contributii  |                       |            | 155.000          | 202.950    | 202.936                 | 202.936               | 202.936            |                                    | 179.053                |
|              |                      |                    | 10                    | 03                | 07                | Contributia asiguratorie pentru munca                                |                       |            | 155.000          | 202.950    | 202.936                 | 202.936               | 202.936            |                                    | 179.053                |
|              |                      |                    | 20                    |                   |                   | TITLUL II BUNURI SI SERVICII   |                       |            | 11.574.300       | 12.213.800 | 10.813.586              | 10.813.586            | 4.811.512          | 6.002.074                          | 5.410.416              |
|              |                      |                    | 20                    | 01                |                   | Bunuri si servicii   |                       |            | 3.996.300        | 4.926.800  | 4.037.184               | 4.037.184             | 2.556.773          | 1.480.411                          | 3.705.703              |
|              |                      |                    | 20                    | 01                | 01                | Furnituri de birou   |                       |            | 17.000           | 38.000     | 31.797                  | 31.797                | 27.634             | 4.163                              | 29.923                 |
|              |                      |                    | 20                    | 01                | 02                | Materiale pentru curatenie   |                       |            | 10.000           | 15.000     | 6.118                   | 6.118                 | 6.118              |                                    | 6.270                  |
|              |                      |                    | 20                    | 01                | 03                | Incalzit, iluminat si forta motrica                                  |                       |            | 65.000           | 45.000     | 35.485                  | 35.485                | 26.654             | 8.831                              | 34.122                 |
|              |                      |                    | 20                    | 01                | 04                | Apa, canal si salubritate  |                       |            | 3.000            | 6.000      | 1.585                   | 1.585                 | 1.585              |                                    | 1.585                  |
|              |                      |                    | 20                    | 01                | 05                | Carburanti si lubrifianti  |                       |            | 30.000           | 87.600     | 69.231                  | 69.231                | 52.809             | 16.422                             | 72.500                 |
|              |                      |                    | 20                    | 01                | 08                | Posta, telecomunicatii, radio, tv, internet                          |                       |            |                  |            |                         |                       |                    |                                    |                        |
|              |                      |                    |                       |                   |                   |  |                       |            | 230.000          | 262.000    | 170.704                 | 170.704               | 149.809            | 20.895                             | 153.803                |






| Capi-<br>tol | Sub-<br>capi-<br>tol | Pa-<br>ra-<br>graf | Gru-<br>pa /<br>Titlu | Ar-<br>ti-<br>col | Ali-<br>ne-<br>at | Denumire indicator   | Credite de angajament |            | Credite bugetare |            | Angajamente<br>bugetare | Angajamente<br>legale | Plati<br>efectuate | Angajamente<br>legale<br>de platit | Cheltuieli<br>efective |
|--------------|----------------------|--------------------|-----------------------|-------------------|-------------------|--|-----------------------|------------|------------------|------------|-------------------------|-----------------------|--------------------|------------------------------------|------------------------|
|              |                      |                    |                       |                   |                   |  | initiale              | definitive | initiale         | definitive |                         |                       |                    |                                    |                        |
| A            |                      |                    |                       |                   |                   | B  | 1                     | 2          | 3                | 4          | 5                       | 6                     | 7                  | 8=6-7                              | 9                      |
|              |                      |                    |                       |                   |                   | publice externe locale   |                       |            | 9.546.200        | 14.868.770 | 14.868.770              | 14.868.770            | 14.711.127         | 157.643                            | 5.722.934              |
|              | 81                   | 02                 |                       |                   |                   | Rambursari de credite interne  |                       |            | 43.808.500       | 49.448.790 | 49.448.790              | 49.448.790            | 49.430.913         | 17.877                             |                        |
|              | 81                   | 02                 | 05                    |                   |                   | Rambursari de credite aferente datoriei<br>publice interne locale                |                       |            | 43.808.500       | 49.448.790 | 49.448.790              | 49.448.790            | 49.430.913         | 17.877                             |                        |
|              | 84                   |                    |                       |                   |                   | TITLUL XV PLATI EFECTUATE IN ANII<br>PRECEDENTI SI RECUPERATE<br>IN ANUL CURENT  |                       |            |                  |            | -6.034                  | -6.034                | -6.034             |                                    |                        |
|              | 85                   |                    |                       |                   |                   | Titlul XIX PLATI EFECTUATE IN ANII<br>PRECEDENTI SI RECUPERATE<br>IN ANUL CURENT |                       |            |                  |            | -6.034                  | -6.034                | -6.034             |                                    |                        |
|              | 85                   | 01                 |                       |                   |                   | Plati efectuate in anii precedenti si<br>recuperate in anul curent               |                       |            |                  |            | -6.034                  | -6.034                | -6.034             |                                    |                        |
|              | 85                   | 01                 | 01                    |                   |                   | Plati efectuate in anii precedenti si<br>recuperate in anul curent (SF)          |                       |            |                  |            | -6.034                  | -6.034                | -6.034             |                                    |                        |
| 9902         | 96                   |                    |                       |                   |                   | excedent/deficit sect funct  |                       |            | 321.115.260      |            |                         | -6.034                | 1.460.358          |                                    |                        |

ROMANIA  
PRIMA  
Conducatorul institutiei



Conducatorul compartimentului







MUNICIPIUL BUCURESTI

CONTUL DE EXECUTIE AL BUGETULUI LOCAL - CHELTUIELI  
SECTIUNEA DE DEZVOLTARE  
31.12.2021

Pag. 1 - lei-

| Capi-<br>tol | Sub-<br>capi-<br>tol | Pa-<br>ra-<br>graf | Gru-<br>pa /<br>Titlu | Ar-<br>ti-<br>col | Ali-<br>ne-<br>at | Denumire indicator  | Credite de angajament |             | Credite bugetare |             | Angajamente<br>bugetare | Angajamente<br>legale | Plati<br>efectuate | Angajamente<br>legale<br>de platit | Cheltuieli<br>efective |
|--------------|----------------------|--------------------|-----------------------|-------------------|-------------------|---|-----------------------|-------------|------------------|-------------|-------------------------|-----------------------|--------------------|------------------------------------|------------------------|
|              |                      |                    |                       |                   |                   |   | initiale              | definitive  | initiale         | definitive  |                         |                       |                    |                                    |                        |
| A            |                      |                    |                       |                   |                   | B   | 1                     | 2           | 3                | 4           | 5                       | 6                     | 7                  | 8=6-7                              | 9                      |
| 5002         |                      |                    |                       |                   |                   | TOTAL CHELTUIELI  | 241.386.790           | 382.633.690 | 391.709.410      | 540.170.630 | 453.956.060             | 453.955.934           | 288.806.359        | 165.149.575                        | 23.897.418             |
|              | 01                   |                    |                       |                   |                   | CHELTUIELI CURENTE  |                       |             | 146.622.620      | 155.261.940 | 129.007.462             | 129.007.462           | 88.788.494         | 40.218.968                         | 1.551.628              |
|              | 56                   |                    |                       |                   |                   | TITLUL VIII PROIECTE CU FINANTARE DIN<br>FONDURI EXTERNE NERAMBURSABILE (FEN) |                       |             |                  |             |                         |                       |                    |                                    |                        |
|              |                      |                    |                       |                   |                   | POSTADERARE   |                       |             | 157.000          | 157.000     | 155.373                 | 155.373               | 155.373            |                                    | 155.373                |
|              | 56                   | 02                 |                       |                   |                   | Programe din Fondul Social European (FSE)                                     |                       |             | 157.000          | 157.000     | 155.373                 | 155.373               | 155.373            |                                    | 155.373                |
|              | 56                   | 02                 | 01                    |                   |                   | Finantarea nationala  |                       |             | 4.000            | 4.000       | 3.106                   | 3.106                 | 3.106              |                                    | 3.106                  |
|              | 56                   | 02                 | 02                    |                   |                   | Finantarea externa nerambursabila   |                       |             | 153.000          | 153.000     | 152.267                 | 152.267               | 152.267            |                                    | 152.267                |
|              | 58                   |                    |                       |                   |                   | TITLUL X PROIECTE CU FINANTARE DIN<br>FONDURI EXTERNE NERAMBURSABILE          |                       |             |                  |             |                         |                       |                    |                                    |                        |
|              |                      |                    |                       |                   |                   | CADRULUI FINANCIAR 2014-2020  |                       |             | 146.465.620      | 155.104.940 | 128.852.089             | 128.852.089           | 88.633.121         | 40.218.968                         | 1.396.255              |
|              | 58                   | 01                 |                       |                   |                   | Programe din Fondul European de Dezvoltare<br>Regionala (FEDR)                |                       |             | 71.117.850       | 15.257.170  | 14.798.920              | 14.798.920            | 7.286.119          | 7.512.801                          | 15.561                 |
|              | 58                   | 01                 | 01                    |                   |                   | Finantarea nationala  |                       |             | 5.098.720        | 2.588.870   | 2.497.220               | 2.497.220             | 1.174.185          | 1.323.035                          |                        |
|              | 58                   | 01                 | 02                    |                   |                   | Finantarea externa nerambursabila   |                       |             | 66.019.130       | 12.040.300  | 11.673.700              | 11.673.700            | 5.909.437          | 5.764.263                          | 15.561                 |
|              | 58                   | 01                 | 03                    |                   |                   | Cheltuieli neeligibile  |                       |             |                  | 628.000     | 628.000                 | 628.000               | 202.497            | 425.503                            |                        |
|              | 58                   | 02                 |                       |                   |                   | Programe din Fondul Social European (FSE)                                     |                       |             | 7.485.400        | 7.485.400   | 3.190.799               | 3.190.799             | 1.343.185          | 1.847.614                          | 1.322.910              |
|              | 58                   | 02                 | 01                    |                   |                   | Finantarea nationala  |                       |             | 1.406.380        | 1.406.380   | 567.352                 | 567.352               | 233.147            | 334.205                            | 225.754                |
|              | 58                   | 02                 | 02                    |                   |                   | Finantarea externa nerambursabila   |                       |             | 6.079.020        | 6.079.020   | 2.623.447               | 2.623.447             | 1.110.038          | 1.513.409                          | 1.097.156              |
|              | 58                   | 03                 |                       |                   |                   | Programe din Fondul de Coeziune(FC)   |                       |             | 67.862.370       | 132.362.370 | 110.862.370             | 110.862.370           | 80.003.817         | 30.858.553                         | 57.784                 |
|              | 58                   | 03                 | 01                    |                   |                   | Finantarea nationala  |                       |             | 8.554.100        | 14.454.750  | 13.954.750              | 13.954.750            | 10.072.884         | 3.881.866                          | 7.284                  |
|              | 58                   | 03                 | 02                    |                   |                   | Finantarea externa nerambursabila   |                       |             | 48.473.200       | 99.076.900  | 79.076.900              | 79.076.900            | 57.079.674         | 21.997.226                         | 41.274                 |
|              | 58                   | 03                 | 03                    |                   |                   | Cheltuieli neeligibile  |                       |             | 10.835.070       | 18.830.720  | 17.830.720              | 17.830.720            | 12.851.259         | 4.979.461                          | 9.226                  |
|              | 70                   |                    |                       |                   |                   | CHELTUIELI DE CAPITAL   | 241.386.790           | 382.633.690 | 245.086.790      | 384.908.690 | 325.168.467             | 325.168.341           | 200.237.734        | 124.930.607                        | 22.345.790             |
|              | 71                   |                    |                       |                   |                   | TITLUL XIII ACTIVE NEFINANCIARE   | 241.386.790           | 382.633.690 | 245.086.790      | 384.908.690 | 325.168.467             | 325.168.341           | 200.237.734        | 124.930.607                        | 22.345.790             |
|              | 71                   | 01                 |                       |                   |                   | Active fixe   | 241.386.790           | 382.633.690 | 245.086.790      | 384.908.690 | 325.168.467             | 325.168.341           | 200.237.734        | 124.930.607                        | 22.345.790             |





| Capi-<br>tol | Sub-<br>capi-<br>tol | Pa-<br>ra-<br>graf | Gru-<br>pa /<br>Titlu | Ar-<br>ti-<br>col | Ali-<br>ne-<br>at | Denumire indicator  | Credite de angajament |            | Credite bugetare |            | Angajamente<br>bugetare | Angajamente<br>legale | Plati<br>efectuate | Angajamente<br>legale<br>de platit | Cheltuieli<br>efective |
|--------------|----------------------|--------------------|-----------------------|-------------------|-------------------|---|-----------------------|------------|------------------|------------|-------------------------|-----------------------|--------------------|------------------------------------|------------------------|
|              |                      |                    |                       |                   |                   |   | initiale              | definitive | initiale         | definitive |                         |                       |                    |                                    |                        |
| A            |                      |                    |                       |                   |                   | B   | 1                     | 2          | 3                | 4          | 5                       | 6                     | 7                  | 8=6-7                              | 9                      |
|              |                      |                    |                       |                   |                   | FONDURI EXTERNE NERAMBURSABILE                                    |                       |            |                  |            |                         |                       |                    |                                    |                        |
|              |                      |                    |                       |                   |                   | CADRULUI FINANCIAR 2014-2020                                      |                       |            | 7.535.620        | 7.535.620  | 7.535.620               | 7.535.620             | 1.212.699          | 6.322.921                          | 15.561                 |
|              |                      |                    |                       |                   |                   | 58 01 Programe din Fondul European de Dezvoltare Regionala (FEDR) |                       |            | 7.535.620        | 7.535.620  | 7.535.620               | 7.535.620             | 1.212.699          | 6.322.921                          | 15.561                 |
|              |                      |                    |                       |                   |                   | 58 01 01 Finantarea nationala                                     |                       |            | 1.122.220        | 1.122.220  | 1.122.220               | 1.122.220             |                    | 1.122.220                          |                        |
|              |                      |                    |                       |                   |                   | 58 01 02 Finantarea externa nerambursabila                        |                       |            | 6.413.400        | 6.413.400  | 6.413.400               | 6.413.400             | 1.212.699          | 5.200.701                          | 15.561                 |
|              |                      |                    |                       |                   |                   | 70 CHELTUIELI DE CAPITAL  | 11.475.970            | 24.571.020 | 11.475.970       | 24.571.020 | 21.112.629              | 21.112.629            | 6.759.439          | 14.353.190                         | 8.341.408              |
|              |                      |                    |                       |                   |                   | 71 TITLUL XIII ACTIVE NEFINANCIARE                                | 11.475.970            | 24.571.020 | 11.475.970       | 24.571.020 | 21.112.629              | 21.112.629            | 6.759.439          | 14.353.190                         | 8.341.408              |
|              |                      |                    |                       |                   |                   | 71 01 Active fixe   | 11.475.970            | 24.571.020 | 11.475.970       | 24.571.020 | 21.112.629              | 21.112.629            | 6.759.439          | 14.353.190                         | 8.341.408              |
|              |                      |                    |                       |                   |                   | 71 01 01 Constructii  | 6.071.010             | 14.243.610 | 6.071.010        | 14.243.610 | 11.181.080              | 11.181.080            | 2.480.298          | 8.700.782                          | 5.353.321              |
|              |                      |                    |                       |                   |                   | 71 01 02 Masini, echipamente si mijloace de transport             |                       |            |                  |            |                         |                       |                    |                                    | 390.944                |
|              |                      |                    |                       |                   |                   | 71 01 03 Mobilier, aparatura birotica si alte active corporale    | 3.017.730             | 2.708.280  | 3.017.730        | 2.708.280  | 2.555.339               | 2.555.339             | 1.618.426          | 936.913                            | 1.659.675              |
|              |                      |                    |                       |                   |                   | 71 01 30 Alte active fixe (inclusiv reparatii capitale)           | 2.387.230             | 7.619.130  | 2.387.230        | 7.619.130  | 7.376.210               | 7.376.210             | 2.660.715          | 4.715.495                          | 937.468                |
|              |                      |                    |                       |                   |                   | ALTE SERVICII PUBLICE GENERALE                                    |                       |            | 3.200.000        | 2.275.000  | 2.150.348               | 2.150.348             | 1.022.820          | 1.127.528                          | 169.621                |
|              |                      |                    |                       |                   |                   | 70 CHELTUIELI DE CAPITAL  |                       |            | 3.200.000        | 2.275.000  | 2.150.348               | 2.150.348             | 1.022.820          | 1.127.528                          | 169.621                |
|              |                      |                    |                       |                   |                   | 71 TITLUL XIII ACTIVE NEFINANCIARE                                |                       |            | 3.200.000        | 2.275.000  | 2.150.348               | 2.150.348             | 1.022.820          | 1.127.528                          | 169.621                |
|              |                      |                    |                       |                   |                   | 71 01 Active fixe   |                       |            | 3.200.000        | 2.275.000  | 2.150.348               | 2.150.348             | 1.022.820          | 1.127.528                          | 169.621                |
|              |                      |                    |                       |                   |                   | 71 01 02 Masini, echipamente si mijloace de transport             |                       |            |                  |            |                         |                       |                    |                                    | 39.733                 |
|              |                      |                    |                       |                   |                   | 71 01 03 Mobilier, aparatura birotica si alte active corporale    |                       |            |                  |            |                         |                       |                    |                                    | 4.455                  |
|              |                      |                    |                       |                   |                   | 71 01 30 Alte active fixe (inclusiv reparatii capitale)           |                       |            | 3.200.000        | 2.275.000  | 2.150.348               | 2.150.348             | 1.022.820          | 1.127.528                          | 125.433                |



| Capi-<br>tol | Sub-<br>capi-<br>tol | Pa-<br>ra-<br>graf | Gru-<br>pa /<br>Titlu | Ar-<br>ti-<br>col | Ali-<br>ne-<br>at | Denumire indicator   | Credite de angajament |             | Credite bugetare |             | Angajamente<br>bugetare | Angajamente<br>legale | Plati<br>efectuate | Angajamente<br>legale<br>de platit | Cheltuieli<br>efective |
|--------------|----------------------|--------------------|-----------------------|-------------------|-------------------|--|-----------------------|-------------|------------------|-------------|-------------------------|-----------------------|--------------------|------------------------------------|------------------------|
|              |                      |                    |                       |                   |                   |  | initiale              | definitive  | initiale         | definitive  |                         |                       |                    |                                    |                        |
| A            |                      |                    |                       |                   |                   | B  | 1                     | 2           | 3                | 4           | 5                       | 6                     | 7                  | 8=6-7                              | 9                      |
| 6000         | 02                   |                    |                       |                   |                   | Partea II-a APARARE, ORDINE PUBLICA SI<br>SIGURANTA NATIONALA        | 45.000                | 862.750     | 45.000           | 862.750     | 192.750                 | 192.750               |                    | 192.750                            | 340.427                |
| 6102         |                      |                    |                       |                   |                   | ORDINE PUBLICA SI SIGURANTA NATIONALA                                | 45.000                | 862.750     | 45.000           | 862.750     | 192.750                 | 192.750               |                    | 192.750                            | 340.427                |
|              |                      | 70                 |                       |                   |                   | CHELTUIELI DE CAPITAL  | 45.000                | 862.750     | 45.000           | 862.750     | 192.750                 | 192.750               |                    | 192.750                            | 340.427                |
|              |                      | 71                 |                       |                   |                   | TITLUL XIII ACTIVE NEFINANCIARE                                      | 45.000                | 862.750     | 45.000           | 862.750     | 192.750                 | 192.750               |                    | 192.750                            | 340.427                |
|              |                      | 71                 | 01                    |                   |                   | Active fixe  | 45.000                | 862.750     | 45.000           | 862.750     | 192.750                 | 192.750               |                    | 192.750                            | 340.427                |
|              |                      | 71                 | 01                    | 01                |                   | Constructii  |                       |             |                  |             |                         |                       |                    |                                    | 7.986                  |
|              |                      | 71                 | 01                    | 02                |                   | Masini, echipamente si mijloace de<br>transport                      |                       | 670.000     |                  | 670.000     |                         |                       |                    |                                    | 221.945                |
|              |                      | 71                 | 01                    | 03                |                   | Mobilier, aparatura birotica si alte<br>active corporale             | 45.000                | 45.000      | 45.000           | 45.000      | 45.000                  | 45.000                |                    | 45.000                             | 110.496                |
|              |                      | 71                 | 01                    | 30                |                   | Alte active fixe<br>(inclusiv reparatii capitale)                    |                       | 147.750     |                  | 147.750     | 147.750                 | 147.750               |                    | 147.750                            |                        |
| 6500         | 02                   |                    |                       |                   |                   | Partea III-a CHELTUIELI SOCIAL-CULTURALE                             | 88.554.480            | 124.367.420 | 159.479.110      | 138.931.370 | 103.536.970             | 103.536.844           | 64.470.521         | 39.066.323                         | 6.217.442              |
| 6502         |                      |                    |                       |                   |                   | INVATAMANT   | 51.974.420            | 78.766.560  | 120.599.050      | 91.530.510  | 56.766.394              | 56.766.268            | 30.793.275         | 25.972.993                         | 3.829.664              |
|              |                      | 01                 |                       |                   |                   | CHELTUIELI CURENTE   |                       |             | 68.624.630       | 12.763.950  | 8.011.099               | 8.011.099             | 5.975.605          | 2.035.494                          | 20.660                 |
|              |                      | 58                 |                       |                   |                   | TITLUL X PROIECTE CU FINANTARE DIN<br>FONDURI EXTERNE NERAMBURSABILE |                       |             | 68.624.630       | 12.763.950  | 8.011.099               | 8.011.099             | 5.975.605          | 2.035.494                          | 20.660                 |
|              |                      | 58                 | 01                    |                   |                   | Programe din Fondul European de Dezvoltare<br>Regionala (FEDR)       |                       |             | 62.939.230       | 7.078.550   | 6.620.300               | 6.620.300             | 5.870.923          | 749.377                            |                        |
|              |                      | 58                 | 01                    | 01                |                   | Finantarea nationala   |                       |             | 3.913.400        | 1.466.350   | 1.374.700               | 1.374.700             | 1.174.185          | 200.515                            |                        |
|              |                      | 58                 | 01                    | 02                |                   | Finantarea externa nerambursabila                                    |                       |             | 59.025.830       | 5.612.200   | 5.245.600               | 5.245.600             | 4.696.738          | 548.862                            |                        |
|              |                      | 58                 | 02                    |                   |                   | Programe din Fondul Social European (FSE)                            |                       |             | 5.685.400        | 5.685.400   | 1.390.799               | 1.390.799             | 104.682            | 1.286.117                          | 20.660                 |
|              |                      | 58                 | 02                    | 01                |                   | Finantarea nationala   |                       |             | 1.137.080        | 1.137.080   | 298.052                 | 298.052               | 20.937             | 277.115                            | 4.132                  |
|              |                      | 58                 | 02                    | 02                |                   | Finantarea externa nerambursabila                                    |                       |             | 4.548.320        | 4.548.320   | 1.092.747               | 1.092.747             | 83.745             | 1.009.002                          | 16.528                 |



| Capi-<br>tol | Sub-<br>capi-<br>tol | Pa-<br>ra-<br>graf | Gru-<br>pa /<br>Titlu | Ar-<br>ti-<br>col | Ali-<br>ne-<br>at | Denumire indicator   | Credite de angajament |            | Credite bugetare |            | Angajamente<br>bugetare | Angajamente<br>legale | Plati<br>efectuate | Angajamente<br>legale<br>de platit | Cheltuieli<br>efective |
|--------------|----------------------|--------------------|-----------------------|-------------------|-------------------|--|-----------------------|------------|------------------|------------|-------------------------|-----------------------|--------------------|------------------------------------|------------------------|
|              |                      |                    |                       |                   |                   |  | initiale              | definitive | initiale         | definitive |                         |                       |                    |                                    |                        |
| A            |                      |                    |                       |                   |                   | B  | 1                     | 2          | 3                | 4          | 5                       | 6                     | 7                  | 8=6-7                              | 9                      |
|              |                      |                    | 70                    |                   |                   | CHELTUIELI DE CAPITAL  | 51.974.420            | 78.766.560 | 51.974.420       | 78.766.560 | 48.755.295              | 48.755.169            | 24.817.670         | 23.937.499                         | 3.809.004              |
|              |                      |                    | 71                    |                   |                   | TITLUL XIII ACTIVE NEFINANCIARE  | 51.974.420            | 78.766.560 | 51.974.420       | 78.766.560 | 48.755.295              | 48.755.169            | 24.817.670         | 23.937.499                         | 3.809.004              |
|              |                      |                    | 71                    | 01                |                   | Active fixe  | 51.974.420            | 78.766.560 | 51.974.420       | 78.766.560 | 48.755.295              | 48.755.169            | 24.817.670         | 23.937.499                         | 3.809.004              |
|              |                      |                    | 71                    | 01                | 01                | Constructii  | 47.959.160            | 72.021.480 | 47.959.160       | 72.021.480 | 42.995.272              | 42.995.272            | 20.937.144         | 22.058.128                         | 3.201.252              |
|              |                      |                    | 71                    | 01                | 02                | Masini, echipamente si mijloace de<br>transport                                  |                       |            |                  |            |                         |                       |                    |                                    | 63.384                 |
|              |                      |                    | 71                    | 01                | 03                | Mobilier, aparatura birotica si alte<br>active corporale                         | 420.700               | 600.520    | 420.700          | 600.520    | 303.380                 | 303.380               | 303.380            |                                    | 264.746                |
|              |                      |                    | 71                    | 01                | 30                | Alte active fixe<br>(inclusiv reparatii capitale)                                | 3.594.560             | 6.144.560  | 3.594.560        | 6.144.560  | 5.456.643               | 5.456.517             | 3.577.146          | 1.879.371                          | 279.622                |
| 6702         |                      |                    |                       |                   |                   | CULTURA, RECREERE SI RELIGIE   | 32.280.060            | 43.739.020 | 32.280.060       | 43.739.020 | 43.108.736              | 43.108.736            | 32.433.544         | 10.675.192                         | 165.125                |
|              |                      |                    | 70                    |                   |                   | CHELTUIELI DE CAPITAL  | 32.280.060            | 43.739.020 | 32.280.060       | 43.739.020 | 43.165.940              | 43.165.940            | 32.490.748         | 10.675.192                         | 165.125                |
|              |                      |                    | 71                    |                   |                   | TITLUL XIII ACTIVE NEFINANCIARE  | 32.280.060            | 43.739.020 | 32.280.060       | 43.739.020 | 43.165.940              | 43.165.940            | 32.490.748         | 10.675.192                         | 165.125                |
|              |                      |                    | 71                    | 01                |                   | Active fixe  | 32.280.060            | 43.739.020 | 32.280.060       | 43.739.020 | 43.165.940              | 43.165.940            | 32.490.748         | 10.675.192                         | 165.125                |
|              |                      |                    | 71                    | 01                | 01                | Constructii  | 20.724.160            | 30.967.370 | 20.724.160       | 30.967.370 | 30.397.370              | 30.397.370            | 22.749.943         | 7.647.427                          |                        |
|              |                      |                    | 71                    | 01                | 02                | Masini, echipamente si mijloace de<br>transport                                  |                       |            |                  |            |                         |                       |                    |                                    | 97.865                 |
|              |                      |                    | 71                    | 01                | 03                | Mobilier, aparatura birotica si alte<br>active corporale                         | 40.000                | 24.600     | 40.000           | 24.600     | 24.520                  | 24.520                |                    | 24.520                             | 19.175                 |
|              |                      |                    | 71                    | 01                | 30                | Alte active fixe<br>(inclusiv reparatii capitale)                                | 11.515.900            | 12.747.050 | 11.515.900       | 12.747.050 | 12.744.050              | 12.744.050            | 9.740.805          | 3.003.245                          | 48.085                 |
|              |                      |                    | 84                    |                   |                   | PLATI EFECTUATE IN ANII PRECEDENTI SI<br>RECUPERATE IN ANUL CURENT               |                       |            |                  |            | -57.204                 | -57.204               | -57.204            |                                    |                        |
|              |                      |                    | 85                    |                   |                   | Titlul XIX PLATI EFECTUATE IN ANII<br>PRECEDENTI SI RECUPERATE<br>IN ANUL CURENT |                       |            |                  |            | -57.204                 | -57.204               | -57.204            |                                    |                        |



| Capi-<br>tol | Sub-<br>capi-<br>tol | Pa-<br>ra-<br>graf | Gru-<br>pa /<br>Titlu | Ar-<br>ti-<br>col | Ati-<br>ne-<br>at | Denumire indicator   | Credite de angajament |             | Credite bugetare |             | Angajamente<br>bugetare | Angajamente<br>legale | Plati<br>efectuate | Angajamente<br>legale<br>de platit | Cheltuieli<br>efective |
|--------------|----------------------|--------------------|-----------------------|-------------------|-------------------|--|-----------------------|-------------|------------------|-------------|-------------------------|-----------------------|--------------------|------------------------------------|------------------------|
|              |                      |                    |                       |                   |                   |  | initiale              | definitive  | initiale         | definitive  |                         |                       |                    |                                    |                        |
| A            |                      |                    |                       |                   |                   | B  | 1                     | 2           | 3                | 4           | 5                       | 6                     | 7                  | 8=6-7                              | 9                      |
|              |                      |                    | 85                    | 01                |                   | Plati efectuate in anii precedenti si recuperate in anul curent      |                       |             |                  |             | -57.204                 | -57.204               | -57.204            |                                    |                        |
|              |                      |                    | 85                    | 01                | 02                | Plati efectuate in anii precedenti si recuperate in anul curent (SD) |                       |             |                  |             | -57.204                 | -57.204               | -57.204            |                                    |                        |
| 6802         |                      |                    |                       |                   |                   | ASIGURARI SI ASISTENTA SOCIALA                                       | 4.300.000             | 1.861.840   | 6.600.000        | 3.661.840   | 3.661.840               | 3.661.840             | 1.243.702          | 2.418.138                          | 2.222.653              |
|              |                      |                    | 01                    |                   |                   | CHELTUIELI CURENTE   |                       |             | 1.800.000        | 1.800.000   | 1.800.000               | 1.800.000             | 1.238.503          | 561.497                            | 1.302.250              |
|              |                      |                    | 58                    |                   |                   | TITLUL X PROIECTE CU FINANTARE DIN FONDURI EXTERNE NERAMBURSABILE    |                       |             |                  |             |                         |                       |                    |                                    |                        |
|              |                      |                    |                       |                   |                   | CADRULUI FINANCIAR 2014-2020   |                       |             | 1.800.000        | 1.800.000   | 1.800.000               | 1.800.000             | 1.238.503          | 561.497                            | 1.302.250              |
|              |                      |                    | 58                    | 02                |                   | Programe din Fondul Social European (FSE)                            |                       |             | 1.800.000        | 1.800.000   | 1.800.000               | 1.800.000             | 1.238.503          | 561.497                            | 1.302.250              |
|              |                      |                    | 58                    | 02                | 01                | Finantarea nationala   |                       |             | 269.300          | 269.300     | 269.300                 | 269.300               | 212.210            | 57.090                             | 221.622                |
|              |                      |                    | 58                    | 02                | 02                | Finantarea externa nerambursabila                                    |                       |             | 1.530.700        | 1.530.700   | 1.530.700               | 1.530.700             | 1.026.293          | 504.407                            | 1.080.628              |
|              |                      |                    | 70                    |                   |                   | CHELTUIELI DE CAPITAL  | 4.300.000             | 1.861.840   | 4.800.000        | 1.861.840   | 1.861.840               | 1.861.840             | 5.199              | 1.856.641                          | 920.403                |
|              |                      |                    | 71                    |                   |                   | TITLUL XIII ACTIVE NEFINANCIARE                                      | 4.300.000             | 1.861.840   | 4.800.000        | 1.861.840   | 1.861.840               | 1.861.840             | 5.199              | 1.856.641                          | 920.403                |
|              |                      |                    | 71                    | 01                |                   | Active fixe  | 4.300.000             | 1.861.840   | 4.800.000        | 1.861.840   | 1.861.840               | 1.861.840             | 5.199              | 1.856.641                          | 920.403                |
|              |                      |                    | 71                    | 01                | 01                | Constructii  | 3.045.960             | 537.750     | 3.375.960        | 537.750     | 537.750                 | 537.750               |                    | 537.750                            | 5.756                  |
|              |                      |                    | 71                    | 01                | 02                | Masini, echipamente si mijloace de transport                         | 215.860               | 127.800     | 385.860          | 127.800     | 127.800                 | 127.800               | 5.199              | 122.601                            | 425.691                |
|              |                      |                    | 71                    | 01                | 03                | Mobilier, aparatura birotica si alte active corporale                |                       | 18.020      |                  | 18.020      | 18.020                  | 18.020                |                    | 18.020                             | 45.452                 |
|              |                      |                    | 71                    | 01                | 30                | Alte active fixe (inclusiv reparatii capitale)                       | 1.038.180             | 1.178.270   | 1.038.180        | 1.178.270   | 1.178.270               | 1.178.270             |                    | 1.178.270                          | 443.504                |
| 7000         | 02                   |                    |                       |                   |                   | Partea IV-a SERVICII SI DEZVOLTARE PUBLICA, LOCUINTE, MEDIU SI APE   | 81.275.090            | 120.480.800 | 81.918.090       | 121.123.800 | 114.734.830             | 114.734.830           | 72.085.399         | 42.649.431                         | 7.658.133              |
| 7002         |                      |                    |                       |                   |                   | LOCUINTE, SERVICII SI DEZVOLTARE PUBLICA                             | 79.387.350            | 118.593.060 | 80.015.350       | 119.221.060 | 112.832.090             | 112.832.090           | 70.326.168         | 42.505.922                         | 7.658.133              |
|              |                      |                    | 01                    |                   |                   | CHELTUIELI CURENTE   |                       |             | 628.000          | 628.000     | 628.000                 | 628.000               | 202.497            | 425.503                            |                        |



| Capi-<br>tol | Sub-<br>capi-<br>tol | Pa-<br>ra-<br>graf | Gru-<br>pa /<br>Titlu | Ar-<br>ti-<br>col | Ali-<br>ne-<br>at | Denumire indicator   | Credite de angajament |             | Credite bugetare |             | Angajamente<br>bugetare | Angajamente<br>legale | Plati<br>efectuate | Angajamente<br>legale<br>de platit | Cheltuieli<br>efective |
|--------------|----------------------|--------------------|-----------------------|-------------------|-------------------|--|-----------------------|-------------|------------------|-------------|-------------------------|-----------------------|--------------------|------------------------------------|------------------------|
|              |                      |                    |                       |                   |                   |  | initiale              | definitive  | initiale         | definitive  |                         |                       |                    |                                    |                        |
| A            |                      |                    |                       |                   |                   | B  | 1                     | 2           | 3                | 4           | 5                       | 6                     | 7                  | 8=6-7                              | 9                      |
|              |                      |                    | 58                    |                   |                   | TITLUL X PROIECTE CU FINANTARE DIN<br>FONDURI EXTERNE NERAMBURSABILE<br>CADRULUI FINANCIAR 2014-2020 |                       |             | 628.000          | 628.000     | 628.000                 | 628.000               | 202.497            | 425.503                            |                        |
|              |                      |                    | 58                    | 01                |                   | Programe din Fondul European de Dezvoltare<br>Regionala (FEDR)                                       |                       |             | 628.000          | 628.000     | 628.000                 | 628.000               | 202.497            | 425.503                            |                        |
|              |                      |                    | 58                    | 01                | 01                | Finantarea nationala   |                       |             | 62.800           |             |                         |                       |                    |                                    |                        |
|              |                      |                    | 58                    | 01                | 02                | Finantarea externa nerambursabila  |                       |             | 565.200          |             |                         |                       |                    |                                    |                        |
|              |                      |                    | 58                    | 01                | 03                | Cheltuieli neeligibile   |                       |             |                  | 628.000     | 628.000                 | 628.000               | 202.497            | 425.503                            |                        |
|              |                      |                    | 70                    |                   |                   | CHELTUIELI DE CAPITAL  | 79.387.350            | 118.593.060 | 79.387.350       | 118.593.060 | 112.204.090             | 112.204.090           | 70.123.671         | 42.080.419                         | 7.658.133              |
|              |                      |                    | 71                    |                   |                   | TITLUL XIII ACTIVE NEFINANCIARE  | 79.387.350            | 118.593.060 | 79.387.350       | 118.593.060 | 112.204.090             | 112.204.090           | 70.123.671         | 42.080.419                         | 7.658.133              |
|              |                      |                    | 71                    | 01                |                   | Active fixe  | 79.387.350            | 118.593.060 | 79.387.350       | 118.593.060 | 112.204.090             | 112.204.090           | 70.123.671         | 42.080.419                         | 7.658.133              |
|              |                      |                    | 71                    | 01                | 01                | Constructii  | 70.659.520            | 103.385.130 | 70.659.520       | 103.385.130 | 100.649.660             | 100.649.660           | 61.125.586         | 39.524.074                         | 7.452.435              |
|              |                      |                    | 71                    | 01                | 02                | Masini, echipamente si mijloace de<br>transport  |                       |             |                  |             |                         |                       |                    |                                    | 37.786                 |
|              |                      |                    | 71                    | 01                | 03                | Mobilier, aparatura birotica si alte<br>active corporale   |                       |             |                  |             |                         |                       |                    |                                    | 79.946                 |
|              |                      |                    | 71                    | 01                | 30                | Alte active fixe<br>(inclusiv reparatii capitale)  | 8.727.830             | 15.207.930  | 8.727.830        | 15.207.930  | 11.554.430              | 11.554.430            | 8.998.085          | 2.556.345                          | 87.966                 |
| 7402         |                      |                    |                       |                   |                   | PROTECTIA MEDIULUI   | 1.887.740             | 1.887.740   | 1.902.740        | 1.902.740   | 1.902.740               | 1.902.740             | 1.759.231          | 143.509                            |                        |
|              |                      |                    | 01                    |                   |                   | CHELTUIELI CURENTE   |                       |             | 15.000           | 15.000      | 15.000                  | 15.000                |                    | 15.000                             |                        |
|              |                      |                    | 58                    |                   |                   | TITLUL X PROIECTE CU FINANTARE DIN<br>FONDURI EXTERNE NERAMBURSABILE<br>CADRULUI FINANCIAR 2014-2020 |                       |             | 15.000           | 15.000      | 15.000                  | 15.000                |                    | 15.000                             |                        |
|              |                      |                    | 58                    | 01                |                   | Programe din Fondul European de Dezvoltare<br>Regionala (FEDR)                                       |                       |             | 15.000           | 15.000      | 15.000                  | 15.000                |                    | 15.000                             |                        |
|              |                      |                    | 58                    | 01                | 01                | Finantarea nationala   |                       |             | 300              | 300         | 300                     | 300                   |                    | 300                                |                        |








| Capi-<br>tol | Sub-<br>capi-<br>tol | Pa-<br>ra-<br>graf | Gru-<br>pa /<br>Titlu | Ar-<br>ti-<br>col | Ali-<br>ne-<br>at | Denumire indicator   | Credite de angajament |            | Credite bugetare |              | Angajamente<br>bugetare | Angajamente<br>legale | Plati<br>efectuate | Angajamente<br>legale<br>de platit | Cheltuieli<br>efective |
|--------------|----------------------|--------------------|-----------------------|-------------------|-------------------|--|-----------------------|------------|------------------|--------------|-------------------------|-----------------------|--------------------|------------------------------------|------------------------|
|              |                      |                    |                       |                   |                   |  | initiale              | definitive | initiale         | definitive   |                         |                       |                    |                                    |                        |
| A            |                      |                    |                       |                   |                   | B  | 1                     | 2          | 3                | 4            | 5                       | 6                     | 7                  | 8=6-7                              | 9                      |
|              |                      |                    |                       |                   |                   | (inclusiv reparatii capitale)  | 13.788.310            | 25.440.820 | 13.788.310       | 25.440.820   | 22.887.429              | 22.887.429            | 5.590.719          | 17.296.710                         | 329.789                |
|              | 84                   |                    |                       |                   |                   | TITLUL XV PLATI EFECTUATE IN ANII<br>PRECEDENTI SI RECUPERATE<br>IN ANUL CURENT  |                       |            |                  |              | -162.665                | -162.665              | -162.665           |                                    |                        |
|              | 85                   |                    |                       |                   |                   | Titlul XIX PLATI EFECTUATE IN ANII<br>PRECEDENTI SI RECUPERATE<br>IN ANUL CURENT |                       |            |                  |              | -162.665                | -162.665              | -162.665           |                                    |                        |
|              | 85                   | 01                 |                       |                   |                   | Plati efectuate in anii precedenti si<br>recuperate in anul curent               |                       |            |                  |              | -162.665                | -162.665              | -162.665           |                                    |                        |
|              | 85                   | 01                 | 02                    |                   |                   | Plati efectuate in anii precedenti si<br>recuperate in anul curent (SD)          |                       |            |                  |              | -162.665                | -162.665              | -162.665           |                                    |                        |
| 9902         | 97                   |                    |                       |                   |                   | excedent/deficit sect dezv   |                       |            | -321.115.260     | -396.000.000 |                         |                       | -2.479.580         |                                    |                        |

Conducatorul institutiei.



Conducatorul compartimentului  
financiar-contabil.





MUNICIPIUL BUCURESTI

DETALIEREA CHELTUIELILOR  
INSTITUTII PUBLICE FINANTATE DIN VENITURI PROPRII  
SI SUBVENTII DIN BUGETUL LOCAL  
SECTIUNEA DE FUNCTIONARE  
31.12.2021

Pag. 1 - Ici-

| Capi-<br>tol | Sub-<br>capi-<br>tol | Pa-<br>ra-<br>graf | Gru-<br>pa /<br>Titlu | Ar-<br>ti-<br>col | Ali-<br>ne-<br>at | Denumire indicator  | Credite de angajament |            | Credite bugetare |            | Angajamente<br>bugetare | Angajamente<br>legale | Plati<br>efectuate | Angajamente<br>legale<br>de platit | Cheltuieli<br>efective |
|--------------|----------------------|--------------------|-----------------------|-------------------|-------------------|---|-----------------------|------------|------------------|------------|-------------------------|-----------------------|--------------------|------------------------------------|------------------------|
|              |                      |                    |                       |                   |                   |   | initiale              | definitive | initiale         | definitive |                         |                       |                    |                                    |                        |
| A            |                      |                    |                       |                   |                   | B   | 1                     | 2          | 3                | 4          | 5                       | 6                     | 7                  | 8=6-7                              | 9                      |
| 5010         |                      |                    |                       |                   |                   | TOTAL CHELTUIELI DIN VENITURI PROPRII<br>SI SUBVENTII       |                       |            | 25.104.481       | 25.392.481 | 9.576.513               | 9.572.144             | 8.651.106          | 921.038                            | 8.440.834              |
| 01           |                      |                    |                       |                   |                   | CHELTUIELI CURENTE  |                       |            | 25.104.481       | 25.392.481 | 9.576.513               | 9.572.144             | 8.651.106          | 921.038                            | 8.440.834              |
| 10           |                      |                    |                       |                   |                   | TITLUL I CHELTUIELI DE PERSONAL                             |                       |            | 2.600.780        | 2.687.280  | 770.150                 | 765.782               | 704.861            | 60.921                             | 743.139                |
| 10 01        |                      |                    |                       |                   |                   | Cheltuieli salariale in bani                                |                       |            | 2.500.240        | 2.581.240  | 746.181                 | 746.181               | 690.068            | 56.113                             | 727.004                |
| 10 01 01     |                      |                    |                       |                   |                   | Salarii de baza   |                       |            | 587.000          | 643.000    | 201.991                 | 201.991               | 145.991            | 56.000                             | 158.405                |
| 10 01 10     |                      |                    |                       |                   |                   | Fond pentru posturi ocupate prin cumul                      |                       |            | 83.000           | 83.000     | 25.932                  | 25.932                | 25.932             |                                    | 25.932                 |
| 10 01 11     |                      |                    |                       |                   |                   | Fond aferent platii cu ora                                  |                       |            | 1.795.240        | 1.820.240  | 518.258                 | 518.258               | 518.145            | 113                                | 542.667                |
| 10 01 17     |                      |                    |                       |                   |                   | Indemnizatii de hrana                                       |                       |            | 35.000           | 35.000     |                         |                       |                    |                                    |                        |
| 10 02        |                      |                    |                       |                   |                   | Cheltuieli salariale in natura                              |                       |            | 21.800           | 21.800     |                         |                       |                    |                                    |                        |
| 10 02 06     |                      |                    |                       |                   |                   | Vouchere de vacanta   |                       |            | 21.800           | 21.800     |                         |                       |                    |                                    |                        |
| 10 03        |                      |                    |                       |                   |                   | Contributii   |                       |            | 78.740           | 84.240     | 23.969                  | 19.601                | 14.793             | 4.808                              | 16.135                 |
| 10 03 07     |                      |                    |                       |                   |                   | Contributia asiguratorie pentru munca                       |                       |            | 78.740           | 84.240     | 23.969                  | 19.601                | 14.793             | 4.808                              | 16.135                 |
| 20           |                      |                    |                       |                   |                   | TITLUL II BUNURI SI SERVICII                                |                       |            | 22.503.701       | 22.705.201 | 8.806.363               | 8.806.362             | 7.946.245          | 860.117                            | 7.697.695              |
| 20 01        |                      |                    |                       |                   |                   | Bunuri si servicii  |                       |            | 1.789.461        | 1.789.461  | 336.848                 | 336.848               | 326.275            | 10.573                             | 451.124                |
| 20 01 01     |                      |                    |                       |                   |                   | Furnituri de birou  |                       |            | 39.300           | 39.300     | 14.963                  | 14.963                | 14.963             |                                    | 5.565                  |
| 20 01 02     |                      |                    |                       |                   |                   | Materiale pentru curatenie                                  |                       |            | 177.130          | 177.130    | 16.517                  | 16.517                | 16.517             |                                    | 64.875                 |
| 20 01 03     |                      |                    |                       |                   |                   | Incalzit, iluminat si forta motrica                         |                       |            | 95.000           | 95.000     | 64.103                  | 64.103                | 64.103             |                                    | 65.412                 |
| 20 01 04     |                      |                    |                       |                   |                   | Apa, canal si salubritate                                   |                       |            | 45.000           | 45.000     | 30.508                  | 30.508                | 30.508             |                                    | 33.820                 |
| 20 01 05     |                      |                    |                       |                   |                   | Carburanti si lubrifianti                                   |                       |            | 2.000            | 2.000      |                         |                       |                    |                                    |                        |
| 20 01 06     |                      |                    |                       |                   |                   | Piese de schimb   |                       |            | 10.000           | 10.000     | 552                     | 552                   | 552                |                                    | 697                    |
| 20 01 07     |                      |                    |                       |                   |                   | Transport   |                       |            | 11.700           | 11.700     |                         |                       |                    |                                    |                        |
| 20 01 08     |                      |                    |                       |                   |                   | Posta, telecomunicatii, radio, tv,<br>internet              |                       |            | 19.500           | 19.500     | 12.550                  | 12.550                | 12.550             |                                    | 12.550                 |
| 20 01 09     |                      |                    |                       |                   |                   | Materiale si prestari de servicii cu<br>caracter functional |                       |            | 80.631           | 80.631     | 24.478                  | 24.478                | 15.596             | 8.882                              | 15.058                 |



| Capi-<br>tol | Sub-<br>capi-<br>tol | Pa-<br>ra-<br>graf | Gru-<br>pa /<br>Titlu | Ar-<br>ti-<br>col | Ali-<br>ne-<br>at | Denumire indicator   | Credite de angajament |            | Credite bugetare |            | Angajamente<br>bugetare | Angajamente<br>legale | Plati<br>efectuate | Angajamente<br>legale<br>de platit | Cheltuieli<br>efective |
|--------------|----------------------|--------------------|-----------------------|-------------------|-------------------|--|-----------------------|------------|------------------|------------|-------------------------|-----------------------|--------------------|------------------------------------|------------------------|
|              |                      |                    |                       |                   |                   |  | initiale              | definitive | initiale         | definitive |                         |                       |                    |                                    |                        |
| A            |                      |                    |                       |                   |                   | B  | 1                     | 2          | 3                | 4          | 5                       | 6                     | 7                  | 8=6-7                              | 9                      |
|              |                      |                    | 20                    | 01                | 30                | Alte bunuri si servicii pentru<br>intretinere si functionare |                       |            | 1.309.200        | 1.309.200  | 173.177                 | 173.177               | 171.486            | 1.691                              | 253.147                |
|              |                      |                    | 20                    | 02                |                   | Reparatii curente  |                       |            | 1.248.000        | 1.248.000  | 125.030                 | 125.030               | 125.030            |                                    | 123.567                |
|              |                      |                    | 20                    | 03                |                   | Hrana  |                       |            | 18.366.070       | 18.567.570 | 8.201.724               | 8.201.724             | 7.379.680          | 822.044                            | 7.051.286              |
|              |                      |                    | 20                    | 03                | 01                | Hrana pentru oameni  |                       |            | 17.686.070       | 18.567.570 | 8.201.724               | 8.201.724             | 7.379.680          | 822.044                            | 7.051.286              |
|              |                      |                    | 20                    | 03                | 02                | Hrana pentru animale   |                       |            | 680.000          |            |                         |                       |                    |                                    |                        |
|              |                      |                    | 20                    | 04                |                   | Medicamente si materiale sanitare                            |                       |            | 85.650           | 85.650     | 26.240                  | 26.240                | 26.240             |                                    | 24.819                 |
|              |                      |                    | 20                    | 04                | 01                | Medicamente  |                       |            | 11.000           | 11.000     |                         |                       |                    |                                    |                        |
|              |                      |                    | 20                    | 04                | 02                | Materiale sanitare   |                       |            | 14.650           | 14.650     |                         |                       |                    |                                    |                        |
|              |                      |                    | 20                    | 04                | 04                | Dezinfectanti  |                       |            | 60.000           | 60.000     | 26.240                  | 26.240                | 26.240             |                                    | 24.819                 |
|              |                      |                    | 20                    | 05                |                   | Bunuri de natura obiectelor de inventar                      |                       |            | 783.130          | 783.130    | 90.994                  | 90.993                | 63.493             | 27.500                             | 20.741                 |
|              |                      |                    | 20                    | 05                | 01                | Uniforme si echipament                                       |                       |            | 22.500           | 22.500     | 4.422                   | 4.422                 | 4.422              |                                    | 7.570                  |
|              |                      |                    | 20                    | 05                | 03                | Lenjerie si accesorii de pat                                 |                       |            | 130.000          | 130.000    |                         |                       |                    |                                    | 1.056                  |
|              |                      |                    | 20                    | 05                | 30                | Alte obiecte de inventar                                     |                       |            | 630.630          | 630.630    | 86.572                  | 86.571                | 59.071             | 27.500                             | 12.115                 |
|              |                      |                    | 20                    | 06                |                   | Deplasari, detasari, transferari                             |                       |            | 71.800           | 71.800     | 9.517                   | 9.517                 | 9.517              |                                    | 9.367                  |
|              |                      |                    | 20                    | 06                | 01                | Deplasari interne, detasari, transferari                     |                       |            | 21.800           | 21.800     | 9.517                   | 9.517                 | 9.517              |                                    | 9.367                  |
|              |                      |                    | 20                    | 06                | 02                | Deplasari in strainatate                                     |                       |            | 50.000           | 50.000     |                         |                       |                    |                                    |                        |
|              |                      |                    | 20                    | 11                |                   | Carti, publicatii si materiale<br>documentare                |                       |            | 13.590           | 13.590     | 1.785                   | 1.785                 | 1.785              |                                    | 1.785                  |
|              |                      |                    | 20                    | 12                |                   | Consultanta si expertiza                                     |                       |            | 20.000           | 20.000     |                         |                       |                    |                                    |                        |
|              |                      |                    | 20                    | 13                |                   | Pregatire profesionala                                       |                       |            | 30.500           | 30.500     | 476                     | 476                   | 476                |                                    | 476                    |
|              |                      |                    | 20                    | 14                |                   | Protectia muncii   |                       |            | 28.000           | 28.000     | 13.556                  | 13.556                | 13.556             |                                    | 14.376                 |
|              |                      |                    | 20                    | 30                |                   | Alte cheltuieli  |                       |            | 67.500           | 67.500     | 193                     | 193                   | 193                |                                    | 154                    |
|              |                      |                    | 20                    | 30                | 01                | Reclama si publicitate                                       |                       |            | 4.500            | 4.500      |                         |                       |                    |                                    |                        |
|              |                      |                    | 20                    | 30                | 04                | Chirii   |                       |            | 14.000           | 14.000     |                         |                       |                    |                                    |                        |
|              |                      |                    | 20                    | 30                | 30                | Alte cheltuieli cu bunuri si servicii                        |                       |            | 49.000           | 49.000     | 193                     | 193                   | 193                |                                    | 154                    |



| Capi-<br>tol | Sub-<br>capi-<br>tol | Pa-<br>ra-<br>graf | Gru-<br>pa /<br>Titlu | Ar-<br>ti-<br>col | Ali-<br>ne-<br>at | Denumire indicator   | Credite de angajament |            | Credite bugetare |            | Angajamente<br>bugetare | Angajamente<br>legale | Plati<br>efectuate | Angajamente<br>legale<br>de platit | Cheltuieli<br>efective |
|--------------|----------------------|--------------------|-----------------------|-------------------|-------------------|--|-----------------------|------------|------------------|------------|-------------------------|-----------------------|--------------------|------------------------------------|------------------------|
|              |                      |                    |                       |                   |                   |  | initiale              | definitive | initiale         | definitive |                         |                       |                    |                                    |                        |
| A            |                      |                    |                       |                   |                   | B  | 1                     | 2          | 3                | 4          | 5                       | 6                     | 7                  | 8=6-7                              | 9                      |
| 6510         |                      |                    |                       |                   |                   | INVATAMANT   |                       |            | 24.468.480       | 24.756.480 | 9.348.033               | 9.343.664             | 8.422.626          | 921.038                            | 8.173.326              |
|              | 01                   |                    |                       |                   |                   | CHELTUIELI CURENTE   |                       |            | 24.468.480       | 24.756.480 | 9.348.033               | 9.343.664             | 8.422.626          | 921.038                            | 8.173.326              |
|              | 10                   |                    |                       |                   |                   | TITLUL I CHELTUIELI DE PERSONAL                              |                       |            | 2.600.780        | 2.687.280  | 770.150                 | 765.782               | 704.861            | 60.921                             | 743.139                |
|              | 10                   | 01                 |                       |                   |                   | Cheltuieli salariale in bani                                 |                       |            | 2.500.240        | 2.581.240  | 746.181                 | 746.181               | 690.068            | 56.113                             | 727.004                |
|              | 10                   | 01                 | 01                    |                   |                   | Salarii de baza  |                       |            | 587.000          | 643.000    | 201.991                 | 201.991               | 145.991            | 56.000                             | 158.405                |
|              | 10                   | 01                 | 10                    |                   |                   | Fond pentru posturi ocupate prin cumul                       |                       |            | 83.000           | 83.000     | 25.932                  | 25.932                | 25.932             |                                    | 25.932                 |
|              | 10                   | 01                 | 11                    |                   |                   | Fond aferent platii cu ora                                   |                       |            | 1.795.240        | 1.820.240  | 518.258                 | 518.258               | 518.145            | 113                                | 542.667                |
|              | 10                   | 01                 | 17                    |                   |                   | Indemnizatii de hrana  |                       |            | 35.000           | 35.000     |                         |                       |                    |                                    |                        |
|              | 10                   | 02                 |                       |                   |                   | Cheltuieli salariale in natura                               |                       |            | 21.800           | 21.800     |                         |                       |                    |                                    |                        |
|              | 10                   | 02                 | 06                    |                   |                   | Vouchere de vacanta  |                       |            | 21.800           | 21.800     |                         |                       |                    |                                    |                        |
|              | 10                   | 03                 |                       |                   |                   | Contributii  |                       |            | 78.740           | 84.240     | 23.969                  | 19.601                | 14.793             | 4.808                              | 16.135                 |
|              | 10                   | 03                 | 07                    |                   |                   | Contributia asiguratorie pentru munca                        |                       |            | 78.740           | 84.240     | 23.969                  | 19.601                | 14.793             | 4.808                              | 16.135                 |
|              | 20                   |                    |                       |                   |                   | TITLUL II BUNURI SI SERVICII                                 |                       |            | 21.867.700       | 22.069.200 | 8.577.883               | 8.577.882             | 7.717.765          | 860.117                            | 7.430.187              |
|              | 20                   | 01                 |                       |                   |                   | Bunuri si servicii   |                       |            | 1.396.460        | 1.396.460  | 174.514                 | 174.514               | 163.941            | 10.573                             | 250.085                |
|              | 20                   | 01                 | 01                    |                   |                   | Furnituri de birou   |                       |            | 23.300           | 23.300     | 1.010                   | 1.010                 | 1.010              |                                    | 940                    |
|              | 20                   | 01                 | 02                    |                   |                   | Materiale pentru curatenie                                   |                       |            | 72.130           | 72.130     | 3.309                   | 3.309                 | 3.309              |                                    | 6.563                  |
|              | 20                   | 01                 | 05                    |                   |                   | Carburanti si lubrifianti                                    |                       |            | 2.000            | 2.000      |                         |                       |                    |                                    |                        |
|              | 20                   | 01                 | 07                    |                   |                   | Transport  |                       |            | 9.700            | 9.700      |                         |                       |                    |                                    |                        |
|              | 20                   | 01                 | 08                    |                   |                   | Posta, telecomunicatii, radio, tv,<br>internet               |                       |            | 4.500            | 4.500      | 51                      | 51                    | 51                 |                                    | 51                     |
|              | 20                   | 01                 | 09                    |                   |                   | Materiale si prestari de servicii cu<br>caracter functional  |                       |            | 48.630           | 48.630     | 10.459                  | 10.459                | 1.577              | 8.882                              | 1.577                  |
|              | 20                   | 01                 | 30                    |                   |                   | Alte bunuri si servicii pentru<br>intretinere si functionare |                       |            | 1.236.200        | 1.236.200  | 159.685                 | 159.685               | 157.994            | 1.691                              | 240.954                |
|              | 20                   | 02                 |                       |                   |                   | Reparatii curente  |                       |            | 1.180.000        | 1.180.000  | 119.377                 | 119.377               | 119.377            |                                    | 119.377                |
|              | 20                   | 03                 |                       |                   |                   | Hrana  |                       |            | 18.361.070       | 18.562.570 | 8.200.963               | 8.200.963             | 7.378.919          | 822.044                            | 7.050.359              |



| Capi-<br>tol | Sub-<br>capi-<br>tol | Pa-<br>ra-<br>graf | Gru-<br>pa /<br>Tifu | Ar-<br>ti-<br>col | Ali-<br>ne-<br>at | Denumire indicator   | Credite de angajament |            | Credite bugetare |            | Angajamente<br>bugetare | Angajamente<br>legale | Plati<br>efectuate | Angajamente<br>legale<br>de platit | Cheltuieli<br>efective |
|--------------|----------------------|--------------------|----------------------|-------------------|-------------------|--|-----------------------|------------|------------------|------------|-------------------------|-----------------------|--------------------|------------------------------------|------------------------|
|              |                      |                    |                      |                   |                   |  | initiale              | definitive | initiale         | definitive |                         |                       |                    |                                    |                        |
| A            |                      |                    |                      |                   |                   | B  | 1                     | 2          | 3                | 4          | 5                       | 6                     | 7                  | 8=6-7                              | 9                      |
|              |                      |                    | 20                   | 03                | 01                | Hrana pentru oameni  |                       |            | 17.681.070       | 18.562.570 | 8.200.963               | 8.200.963             | 7.378.919          | 822.044                            | 7.050.359              |
|              |                      |                    | 20                   | 03                | 02                | Hrana pentru animale   |                       |            | 680.000          |            |                         |                       |                    |                                    |                        |
|              |                      |                    | 20                   | 04                |                   | Medicamente si materiale sanitare                            |                       |            | 35.650           | 35.650     |                         |                       |                    |                                    |                        |
|              |                      |                    | 20                   | 04                | 01                | Medicamente  |                       |            | 11.000           | 11.000     |                         |                       |                    |                                    |                        |
|              |                      |                    | 20                   | 04                | 02                | Materiale sanitare   |                       |            | 14.650           | 14.650     |                         |                       |                    |                                    |                        |
|              |                      |                    | 20                   | 04                | 04                | Dezinfectanti  |                       |            | 10.000           | 10.000     |                         |                       |                    |                                    |                        |
|              |                      |                    | 20                   | 05                |                   | Bunuri de natura obiectelor de inventar                      |                       |            | 734.130          | 734.130    | 74.757                  | 74.756                | 47.256             | 27.500                             | 2.244                  |
|              |                      |                    | 20                   | 05                | 01                | Uniforme si echipament                                       |                       |            | 9.500            | 9.500      |                         |                       |                    |                                    |                        |
|              |                      |                    | 20                   | 05                | 03                | Lenjerie si accesorii de pat                                 |                       |            | 110.000          | 110.000    |                         |                       |                    |                                    |                        |
|              |                      |                    | 20                   | 05                | 30                | Alte obiecte de inventar                                     |                       |            | 614.630          | 614.630    | 74.757                  | 74.756                | 47.256             | 27.500                             | 2.244                  |
|              |                      |                    | 20                   | 06                |                   | Deplasari, detasari, transferari                             |                       |            | 68.800           | 68.800     | 8.272                   | 8.272                 | 8.272              |                                    | 8.122                  |
|              |                      |                    | 20                   | 06                | 01                | Deplasari interne, detasari, transferari                     |                       |            | 18.800           | 18.800     | 8.272                   | 8.272                 | 8.272              |                                    | 8.122                  |
|              |                      |                    | 20                   | 06                | 02                | Deplasari in strainatate                                     |                       |            | 50.000           | 50.000     |                         |                       |                    |                                    |                        |
|              |                      |                    | 20                   | 11                |                   | Carti, publicatii si materiale<br>documentare                |                       |            | 9.590            | 9.590      |                         |                       |                    |                                    |                        |
|              |                      |                    | 20                   | 13                |                   | Pregatire profesionala                                       |                       |            | 28.500           | 28.500     |                         |                       |                    |                                    |                        |
|              |                      |                    | 20                   | 30                |                   | Alte cheltuieli  |                       |            | 53.500           | 53.500     |                         |                       |                    |                                    |                        |
|              |                      |                    | 20                   | 30                | 01                | Reclama si publicitate                                       |                       |            | 4.500            | 4.500      |                         |                       |                    |                                    |                        |
|              |                      |                    | 20                   | 30                | 04                | Chirii   |                       |            | 14.000           | 14.000     |                         |                       |                    |                                    |                        |
|              |                      |                    | 20                   | 30                | 30                | Alte cheltuieli cu bunuri si servicii                        |                       |            | 35.000           | 35.000     |                         |                       |                    |                                    |                        |
|              |                      |                    |                      |                   |                   | CULTURA, RECREERE SI RELIGIE                                 |                       |            | 38.000           | 38.000     |                         |                       |                    |                                    |                        |
|              |                      |                    |                      |                   |                   | CHELTUIELI CURENTE   |                       |            | 38.000           | 38.000     |                         |                       |                    |                                    |                        |
|              |                      |                    |                      |                   |                   | TITLUL II BUNURI SI SERVICII                                 |                       |            | 38.000           | 38.000     |                         |                       |                    |                                    |                        |
|              |                      |                    | 20                   | 01                |                   | Bunuri si servicii   |                       |            | 28.000           | 28.000     |                         |                       |                    |                                    |                        |
|              |                      |                    | 20                   | 01                | 30                | Alte bunuri si servicii pentru<br>intretinere si functionare |                       |            | 28.000           | 28.000     |                         |                       |                    |                                    |                        |

6710



| Capi-<br>tol | Sub-<br>capi-<br>tol | Pa-<br>ra-<br>graf | Gru-<br>pa /<br>Titlu | Ar-<br>ti-<br>col | Ali-<br>ne-<br>at | Denumire indicator   | Credite de angajament |            | Credite bugetare |            | Angajamente<br>bugetare | Angajamente<br>legale | Plati<br>efectuate | Angajamente<br>legale<br>de platit | Cheltuieli<br>efective |
|--------------|----------------------|--------------------|-----------------------|-------------------|-------------------|--|-----------------------|------------|------------------|------------|-------------------------|-----------------------|--------------------|------------------------------------|------------------------|
|              |                      |                    |                       |                   |                   |  | initiale              | definitive | initiale         | definitive |                         |                       |                    |                                    |                        |
| A            |                      |                    |                       |                   |                   | B  | 1                     | 2          | 3                | 4          | 5                       | 6                     | 7                  | 8=6-7                              | 9                      |
|              |                      |                    | 20                    | 30                |                   | Alte cheltuieli  |                       |            | 10.000           | 10.000     |                         |                       |                    |                                    |                        |
|              |                      |                    | 20                    | 30                | 30                | Alte cheltuieli cu bunuri si servicii                        |                       |            | 10.000           | 10.000     |                         |                       |                    |                                    |                        |
| 6810         |                      |                    |                       |                   |                   | ASIGURARI SI ASISTENTA SOCIALA                               |                       |            | 598.000          | 598.000    | 228.479                 | 228.479               | 228.479            |                                    | 267.508                |
|              |                      |                    | 01                    |                   |                   | CHELTUIELI CURENTE   |                       |            | 598.000          | 598.000    | 228.479                 | 228.479               | 228.479            |                                    | 267.508                |
|              |                      |                    | 20                    |                   |                   | TITLUL II BUNURI SI SERVICII                                 |                       |            | 598.000          | 598.000    | 228.479                 | 228.479               | 228.479            |                                    | 267.508                |
|              |                      |                    | 20                    | 01                |                   | Bunuri si servicii   |                       |            | 365.000          | 365.000    | 162.333                 | 162.333               | 162.333            |                                    | 201.039                |
|              |                      |                    | 20                    | 01                | 01                | Furnituri de birou   |                       |            | 16.000           | 16.000     | 13.953                  | 13.953                | 13.953             |                                    | 4.625                  |
|              |                      |                    | 20                    | 01                | 02                | Materiale pentru curatenie                                   |                       |            | 105.000          | 105.000    | 13.208                  | 13.208                | 13.208             |                                    | 58.312                 |
|              |                      |                    | 20                    | 01                | 03                | Incalzit, iluminat si forta motrica                          |                       |            | 95.000           | 95.000     | 64.103                  | 64.103                | 64.103             |                                    | 65.412                 |
|              |                      |                    | 20                    | 01                | 04                | Apa, canal si salubritate                                    |                       |            | 45.000           | 45.000     | 30.508                  | 30.508                | 30.508             |                                    | 33.820                 |
|              |                      |                    | 20                    | 01                | 06                | Piese de schimb  |                       |            | 10.000           | 10.000     | 552                     | 552                   | 552                |                                    | 697                    |
|              |                      |                    | 20                    | 01                | 07                | Transport  |                       |            | 2.000            | 2.000      |                         |                       |                    |                                    |                        |
|              |                      |                    | 20                    | 01                | 08                | Posta, telecomunicatii, radio, tv,<br>internet               |                       |            | 15.000           | 15.000     | 12.499                  | 12.499                | 12.499             |                                    | 12.499                 |
|              |                      |                    | 20                    | 01                | 09                | Materiale si prestari de servicii cu<br>caracter functional  |                       |            | 32.000           | 32.000     | 14.018                  | 14.018                | 14.018             |                                    | 13.481                 |
|              |                      |                    | 20                    | 01                | 30                | Alte bunuri si servicii pentru<br>intretinere si functionare |                       |            | 45.000           | 45.000     | 13.492                  | 13.492                | 13.492             |                                    | 12.193                 |
|              |                      |                    | 20                    | 02                |                   | Reparatii curente  |                       |            | 68.000           | 68.000     | 5.653                   | 5.653                 | 5.653              |                                    | 4.190                  |
|              |                      |                    | 20                    | 03                |                   | Hrana  |                       |            | 5.000            | 5.000      | 761                     | 761                   | 761                |                                    | 927                    |
|              |                      |                    | 20                    | 03                | 01                | Hrana pentru oameni  |                       |            | 5.000            | 5.000      | 761                     | 761                   | 761                |                                    | 927                    |
|              |                      |                    | 20                    | 04                |                   | Medicamente si materiale sanitare                            |                       |            | 50.000           | 50.000     | 26.240                  | 26.240                | 26.240             |                                    | 24.819                 |
|              |                      |                    | 20                    | 04                | 04                | Dezinfectanti  |                       |            | 50.000           | 50.000     | 26.240                  | 26.240                | 26.240             |                                    | 24.819                 |
|              |                      |                    | 20                    | 05                |                   | Bunuri de natura obiectelor de inventar                      |                       |            | 49.000           | 49.000     | 16.237                  | 16.237                | 16.237             |                                    | 18.497                 |
|              |                      |                    | 20                    | 05                | 01                | Uniforme si echipament                                       |                       |            | 13.000           | 13.000     | 4.422                   | 4.422                 | 4.422              |                                    | 7.570                  |
|              |                      |                    | 20                    | 05                | 03                | Lenjerie si accesorii de pat                                 |                       |            | 20.000           | 20.000     |                         |                       |                    |                                    | 1.056                  |



| Capi-<br>tol | Sub-<br>capi-<br>tol | Pa-<br>ra-<br>graf | Gru-<br>pa /<br>Titlu | Ar-<br>ti-<br>col | Ali-<br>ne-<br>at | Denumire indicator  | Credite de angajament |            | Credite bugetare |            | Angajamente<br>bugetare | Angajamente<br>legale | Plati<br>efectuate | Angajamente<br>legale<br>de platit | Cheltuieli<br>efective |
|--------------|----------------------|--------------------|-----------------------|-------------------|-------------------|---|-----------------------|------------|------------------|------------|-------------------------|-----------------------|--------------------|------------------------------------|------------------------|
|              |                      |                    |                       |                   |                   |   | initiale              | definitive | initiale         | definitive |                         |                       |                    |                                    |                        |
| A            |                      |                    |                       |                   |                   | B   | 1                     | 2          | 3                | 4          | 5                       | 6                     | 7                  | 8=6-7                              | 9                      |
|              |                      |                    | 20                    | 05                | 30                | Alte obiecte de inventar                                    |                       |            | 16.000           | 16.000     | 11.815                  | 11.815                | 11.815             |                                    | 9.871                  |
|              |                      |                    | 20                    | 06                |                   | Deplasari, detasari, transferari                            |                       |            | 3.000            | 3.000      | 1.245                   | 1.245                 | 1.245              |                                    | 1.245                  |
|              |                      |                    | 20                    | 06                | 01                | Deplasari interne, detasari, transferari                    |                       |            | 3.000            | 3.000      | 1.245                   | 1.245                 | 1.245              |                                    | 1.245                  |
|              |                      |                    | 20                    | 11                |                   | Carti, publicatii si materiale<br>documentare               |                       |            | 4.000            | 4.000      | 1.785                   | 1.785                 | 1.785              |                                    | 1.785                  |
|              |                      |                    | 20                    | 12                |                   | Consultanta si expertiza                                    |                       |            | 20.000           | 20.000     |                         |                       |                    |                                    |                        |
|              |                      |                    | 20                    | 13                |                   | Pregatire profesionala                                      |                       |            | 2.000            | 2.000      | 476                     | 476                   | 476                |                                    | 476                    |
|              |                      |                    | 20                    | 14                |                   | Protectia muncii  |                       |            | 28.000           | 28.000     | 13.556                  | 13.556                | 13.556             |                                    | 14.376                 |
|              |                      |                    | 20                    | 30                |                   | Alte cheltuieli   |                       |            | 4.000            | 4.000      | 193                     | 193                   | 193                |                                    | 154                    |
|              |                      |                    | 20                    | 30                | 30                | Alte cheltuieli cu bunuri si servicii                       |                       |            | 4.000            | 4.000      | 193                     | 193                   | 193                |                                    | 154                    |
| 7010         |                      |                    |                       |                   |                   | LOCUINTE, SERVICII SI DEZVOLTARE PUBLICA                    |                       |            | 1                | 1          | 1                       | 1                     | 1                  |                                    |                        |
|              |                      |                    | 01                    |                   |                   | CHELTUIELI CURENTE  |                       |            | 1                | 1          | 1                       | 1                     | 1                  |                                    |                        |
|              |                      |                    | 20                    |                   |                   | TITLUL II BUNURI SI SERVICII                                |                       |            | 1                | 1          | 1                       | 1                     | 1                  |                                    |                        |
|              |                      |                    | 20                    | 01                |                   | Bunuri si servicii  |                       |            | 1                | 1          | 1                       | 1                     | 1                  |                                    |                        |
|              |                      |                    | 20                    | 01                | 09                | Materiale si prestari de servicii cu<br>caracter functional |                       |            | 1                | 1          | 1                       | 1                     | 1                  |                                    |                        |
| 9910         | 96                   |                    |                       |                   |                   | excedent/deficit sect funct                                 |                       |            | 144.999          | 144.998    |                         |                       | 254.868            |                                    |                        |

Conducatorul institutiei,

Conducatorul compartimentului  
financiar-contabil



MUNICIPIUL BUCURESTI

DETALIEREA CHELTUIELILOR  
INSTITUTII PUBLICE FINANTATE DIN VENITURI PROPRII  
SI SUBVENTII DIN BUGETUL LOCAL  
SECTIUNEA DE DEZVOLTARE  
31.12.2021

Pag. 1 - lei-


| Capi-<br>tol | Sub-<br>capi-<br>tol | Pa-<br>ra-<br>graf | Gru-<br>pa /<br>Titlu | Ar-<br>ti-<br>col | Ali-<br>ne-<br>at | Denumire indicator                                       | Credite de angajament |            | Credite bugetare |            | Angajamente<br>bugetare | Angajamente<br>legale | Plati<br>efectuate | Angajamente<br>legale<br>de platit | Cheltuieli<br>efective |
|--------------|----------------------|--------------------|-----------------------|-------------------|-------------------|--|-----------------------|------------|------------------|------------|-------------------------|-----------------------|--------------------|------------------------------------|------------------------|
|              |                      |                    |                       |                   |                   |  | initiale              | definitive | initiale         | definitive |                         |                       |                    |                                    |                        |
| A            |                      |                    |                       |                   |                   | B  | 1                     | 2          | 3                | 4          | 5                       | 6                     | 7                  | 8=6-7                              | 9                      |
| 5010         |                      |                    |                       |                   |                   | TOTAL CHELTUIELI DIN VENITURI PROPRII                    |                       |            |                  |            |                         |                       |                    |                                    |                        |
|              |                      |                    |                       |                   |                   | SI SUBVENTII   | 550.000               | 550.000    | 782.000          | 782.000    | 107.100                 | 107.100               | 107.100            |                                    | 245.689                |
|              | 70                   |                    |                       |                   |                   | CHELTUIELI DE CAPITAL                                    | 550.000               | 550.000    | 782.000          | 782.000    | 107.100                 | 107.100               | 107.100            |                                    | 245.689                |
|              | 71                   |                    |                       |                   |                   | TITLUL XIII ACTIVE NEFINANCIARE                          | 550.000               | 550.000    | 782.000          | 782.000    | 107.100                 | 107.100               | 107.100            |                                    | 245.689                |
|              | 71                   | 01                 |                       |                   |                   | Active fixe  | 550.000               | 550.000    | 782.000          | 782.000    | 107.100                 | 107.100               | 107.100            |                                    | 245.689                |
|              | 71                   | 01                 | 01                    |                   |                   | Constructii  |                       |            |                  |            |                         |                       |                    |                                    | 2.970                  |
|              | 71                   | 01                 | 02                    |                   |                   | Masini, echipamente si mijloace de<br>transport          | 100.000               | 100.000    | 100.000          | 100.000    |                         |                       |                    |                                    | 62.231                 |
|              | 71                   | 01                 | 03                    |                   |                   | Mobilier, aparatura birotica si alte<br>active corporale | 100.000               | 100.000    | 100.000          | 100.000    |                         |                       |                    |                                    | 45.170                 |
|              | 71                   | 01                 | 30                    |                   |                   | Alte active fixe (inclusiv reparatii<br>capitale)        | 350.000               | 350.000    | 582.000          | 582.000    | 107.100                 | 107.100               | 107.100            |                                    | 135.318                |
| 6510         |                      |                    |                       |                   |                   | INVATAMANT   | 550.000               | 550.000    | 550.000          | 550.000    |                         |                       |                    |                                    | 111.030                |
|              | 70                   |                    |                       |                   |                   | CHELTUIELI DE CAPITAL                                    | 550.000               | 550.000    | 550.000          | 550.000    |                         |                       |                    |                                    | 111.030                |
|              | 71                   |                    |                       |                   |                   | TITLUL XIII ACTIVE NEFINANCIARE                          | 550.000               | 550.000    | 550.000          | 550.000    |                         |                       |                    |                                    | 111.030                |
|              | 71                   | 01                 |                       |                   |                   | Active fixe  | 550.000               | 550.000    | 550.000          | 550.000    |                         |                       |                    |                                    | 111.030                |
|              | 71                   | 01                 | 02                    |                   |                   | Masini, echipamente si mijloace de<br>transport          | 100.000               | 100.000    | 100.000          | 100.000    |                         |                       |                    |                                    | 62.231                 |
|              | 71                   | 01                 | 03                    |                   |                   | Mobilier, aparatura birotica si alte<br>active corporale | 100.000               | 100.000    | 100.000          | 100.000    |                         |                       |                    |                                    | 45.170                 |
|              | 71                   | 01                 | 30                    |                   |                   | Alte active fixe<br>(inclusiv reparatii capitale)        | 350.000               | 350.000    | 350.000          | 350.000    |                         |                       |                    |                                    | 3.629                  |
| 6810         |                      |                    |                       |                   |                   | ASIGURARI SI ASISTENTA SOCIALA                           |                       |            | 232.000          | 232.000    | 107.100                 | 107.100               | 107.100            |                                    | 134.659                |
|              | 70                   |                    |                       |                   |                   | CHELTUIELI DE CAPITAL                                    |                       |            | 232.000          | 232.000    | 107.100                 | 107.100               | 107.100            |                                    | 134.659                |
|              | 71                   |                    |                       |                   |                   | TITLUL XIII ACTIVE NEFINANCIARE                          |                       |            | 232.000          | 232.000    | 107.100                 | 107.100               | 107.100            |                                    | 134.659                |
|              | 71                   | 01                 |                       |                   |                   | Active fixe  |                       |            | 232.000          | 232.000    | 107.100                 | 107.100               | 107.100            |                                    | 134.659                |






| Capi-<br>tol | Sub-<br>capi-<br>tol | Pa-<br>ra-<br>graf | Gru-<br>pa /<br>Titlu | Ar-<br>ti-<br>col | Ali-<br>ne-<br>at | Denumire indicator                                | Credite de angajament |            | Credite bugetare |            | Angajamente<br>bugetare | Angajamente<br>legale | Plati<br>efectuate | Angajamente<br>legale<br>de platit | Cheltuieli<br>efective |
|--------------|----------------------|--------------------|-----------------------|-------------------|-------------------|---|-----------------------|------------|------------------|------------|-------------------------|-----------------------|--------------------|------------------------------------|------------------------|
|              |                      |                    |                       |                   |                   |   | initiale              | definitive | initiale         | definitive |                         |                       |                    |                                    |                        |
| A            |                      |                    |                       |                   |                   | B   | 1                     | 2          | 3                | 4          | 5                       | 6                     | 7                  | 8=6-7                              | 9                      |
|              |                      |                    | 71                    | 01                | 01                | Constructii                                       |                       |            |                  |            |                         |                       |                    |                                    | 2.970                  |
|              |                      |                    | 71                    | 01                | 30                | Alte active fixe<br>(inclusiv reparatii capitale) |                       |            | 232.000          | 232.000    | 107.100                 | 107.100               | 107.100            |                                    | 131.689                |
| 9910         | 97                   |                    |                       |                   |                   | excedent/deficit sect dezv                        |                       |            | -632.000         | -632.000   |                         |                       | -107.100           |                                    |                        |

Conducatorul institutiei



Conducatorul compartimentului





MUNICIPIUL BUCURESTI

DETALIEREA CHELTUIELILOR  
INSTITUTII PUBLICE FINANTATE DIN VENITURI PROPRII  
SI SUBVENTII DIN BUGETUL LOCAL  
31.12.2021

Pag. 2 - Ici-

| Capi-<br>tol | Sub-<br>capi-<br>tol | Pa-<br>ra-<br>graf | Gru-<br>pa /<br>Titlu | Ar-<br>ti-<br>col | Ali-<br>ne-<br>at | Denumire indicator  | Credite de angajament |            | Credite bugetare |            | Angajamente<br>bugetare | Angajamente<br>legale | Plati<br>efectuate | Angajamente<br>legale<br>de platit | Cheltuieli<br>efective |
|--------------|----------------------|--------------------|-----------------------|-------------------|-------------------|---|-----------------------|------------|------------------|------------|-------------------------|-----------------------|--------------------|------------------------------------|------------------------|
|              |                      |                    |                       |                   |                   |   | initiale              | definitive | initiale         | definitive |                         |                       |                    |                                    |                        |
| A            |                      |                    |                       |                   |                   | B   | 1                     | 2          | 3                | 4          | 5                       | 6                     | 7                  | 8=6-7                              | 9                      |
| 5010         |                      |                    |                       |                   |                   | TOTAL CHELTUIELI DIN VENITURI PROPRII<br>SI SUBVENTII       | 550.000               | 550.000    | 25.886.481       | 26.174.481 | 9.683.613               | 9.679.244             | 8.758.206          | 921.038                            | 8.686.523              |
| 01           |                      |                    |                       |                   |                   | CHELTUIELI CURENTE  |                       |            | 25.104.481       | 25.392.481 | 9.576.513               | 9.572.144             | 8.651.106          | 921.038                            | 8.440.834              |
| 10           |                      |                    |                       |                   |                   | TITLUL I CHELTUIELI DE PERSONAL                             |                       |            | 2.600.780        | 2.687.280  | 770.150                 | 765.782               | 704.861            | 60.921                             | 743.139                |
| 10 01        |                      |                    |                       |                   |                   | Cheltuieli salariale in bani                                |                       |            | 2.500.240        | 2.581.240  | 746.181                 | 746.181               | 690.068            | 56.113                             | 727.004                |
| 10 01 01     |                      |                    |                       |                   |                   | Salarii de baza   |                       |            | 587.000          | 643.000    | 201.991                 | 201.991               | 145.991            | 56.000                             | 158.405                |
| 10 01 10     |                      |                    |                       |                   |                   | Fond pentru posturi ocupate prin cumul                      |                       |            | 83.000           | 83.000     | 25.932                  | 25.932                | 25.932             |                                    | 25.932                 |
| 10 01 11     |                      |                    |                       |                   |                   | Fond aferent platii cu ora                                  |                       |            | 1.795.240        | 1.820.240  | 518.258                 | 518.258               | 518.145            | 113                                | 542.667                |
| 10 01 17     |                      |                    |                       |                   |                   | Indemnizatii de hrana                                       |                       |            | 35.000           | 35.000     |                         |                       |                    |                                    |                        |
| 10 02        |                      |                    |                       |                   |                   | Cheltuieli salariale in natura                              |                       |            | 21.800           | 21.800     |                         |                       |                    |                                    |                        |
| 10 02 06     |                      |                    |                       |                   |                   | Vouchere de vacanta   |                       |            | 21.800           | 21.800     |                         |                       |                    |                                    |                        |
| 10 03        |                      |                    |                       |                   |                   | Contributii   |                       |            | 78.740           | 84.240     | 23.969                  | 19.601                | 14.793             | 4.808                              | 16.135                 |
| 10 03 07     |                      |                    |                       |                   |                   | Contributia asiguratorie pentru munca                       |                       |            | 78.740           | 84.240     | 23.969                  | 19.601                | 14.793             | 4.808                              | 16.135                 |
| 20           |                      |                    |                       |                   |                   | TITLUL II BUNURI SI SERVICII                                |                       |            | 22.503.701       | 22.705.201 | 8.806.363               | 8.806.362             | 7.946.245          | 860.117                            | 7.697.695              |
| 20 01        |                      |                    |                       |                   |                   | Bunuri si servicii  |                       |            | 1.789.461        | 1.789.461  | 336.848                 | 336.848               | 326.275            | 10.573                             | 451.124                |
| 20 01 01     |                      |                    |                       |                   |                   | Furnituri de birou  |                       |            | 39.300           | 39.300     | 14.963                  | 14.963                | 14.963             |                                    | 5.565                  |
| 20 01 02     |                      |                    |                       |                   |                   | Materiale pentru curatenie                                  |                       |            | 177.130          | 177.130    | 16.517                  | 16.517                | 16.517             |                                    | 64.875                 |
| 20 01 03     |                      |                    |                       |                   |                   | Incalzit, iluminat si forta motrica                         |                       |            | 95.000           | 95.000     | 64.103                  | 64.103                | 64.103             |                                    | 65.412                 |
| 20 01 04     |                      |                    |                       |                   |                   | Apa, canal si salubritate                                   |                       |            | 45.000           | 45.000     | 30.508                  | 30.508                | 30.508             |                                    | 33.820                 |
| 20 01 05     |                      |                    |                       |                   |                   | Carburanti si lubrifianti                                   |                       |            | 2.000            | 2.000      |                         |                       |                    |                                    |                        |
| 20 01 06     |                      |                    |                       |                   |                   | Piese de schimb   |                       |            | 10.000           | 10.000     | 552                     | 552                   | 552                |                                    | 697                    |
| 20 01 07     |                      |                    |                       |                   |                   | Transport   |                       |            | 11.700           | 11.700     |                         |                       |                    |                                    |                        |
| 20 01 08     |                      |                    |                       |                   |                   | Posta, telecomunicatii, radio, tv,<br>internet              |                       |            | 19.500           | 19.500     | 12.550                  | 12.550                | 12.550             |                                    | 12.550                 |
| 20 01 09     |                      |                    |                       |                   |                   | Materiale si prestari de servicii cu<br>caracter functional |                       |            | 80.631           | 80.631     | 24.478                  | 24.478                | 15.596             | 8.882                              | 15.058                 |



| Capi-<br>tol | Sub-<br>capi-<br>tol | Pa-<br>ra-<br>graf | Gru-<br>pa /<br>Titlu | Ar-<br>ti-<br>col | Ali-<br>ne-<br>at | Denumire indicator   | Credite de angajament |            | Credite bugetare |            | Angajamente<br>bugetare | Angajamente<br>legale | Plati<br>efectuate | Angajamente<br>legale<br>de platit | Cheltuieli<br>efective |
|--------------|----------------------|--------------------|-----------------------|-------------------|-------------------|--|-----------------------|------------|------------------|------------|-------------------------|-----------------------|--------------------|------------------------------------|------------------------|
|              |                      |                    |                       |                   |                   |  | initiale              | definitive | initiale         | definitive |                         |                       |                    |                                    |                        |
| A            |                      |                    |                       |                   |                   | B  | 1                     | 2          | 3                | 4          | 5                       | 6                     | 7                  | 8=6-7                              | 9                      |
|              |                      |                    | 20                    | 01                | 30                | Alte bunuri si servicii pentru<br>intretinere si functionare |                       |            | 1.309.200        | 1.309.200  | 173.177                 | 173.177               | 171.486            | 1.691                              | 253.147                |
|              |                      |                    | 20                    | 02                |                   | Reparatii curente  |                       |            | 1.248.000        | 1.248.000  | 125.030                 | 125.030               | 125.030            |                                    | 123.567                |
|              |                      |                    | 20                    | 03                |                   | Hrana  |                       |            | 18.366.070       | 18.567.570 | 8.201.724               | 8.201.724             | 7.379.680          | 822.044                            | 7.051.286              |
|              |                      |                    | 20                    | 03                | 01                | Hrana pentru oameni  |                       |            | 17.686.070       | 18.567.570 | 8.201.724               | 8.201.724             | 7.379.680          | 822.044                            | 7.051.286              |
|              |                      |                    | 20                    | 03                | 02                | Hrana pentru animale   |                       |            | 680.000          |            |                         |                       |                    |                                    |                        |
|              |                      |                    | 20                    | 04                |                   | Medicamente si materiale sanitare                            |                       |            | 85.650           | 85.650     | 26.240                  | 26.240                | 26.240             |                                    | 24.819                 |
|              |                      |                    | 20                    | 04                | 01                | Medicamente  |                       |            | 11.000           | 11.000     |                         |                       |                    |                                    |                        |
|              |                      |                    | 20                    | 04                | 02                | Materiale sanitare   |                       |            | 14.650           | 14.650     |                         |                       |                    |                                    |                        |
|              |                      |                    | 20                    | 04                | 04                | Dezinfectanti  |                       |            | 60.000           | 60.000     | 26.240                  | 26.240                | 26.240             |                                    | 24.819                 |
|              |                      |                    | 20                    | 05                |                   | Bunuri de natura obiectelor de inventar                      |                       |            | 783.130          | 783.130    | 90.994                  | 90.993                | 63.493             | 27.500                             | 20.741                 |
|              |                      |                    | 20                    | 05                | 01                | Uniforme si echipament                                       |                       |            | 22.500           | 22.500     | 4.422                   | 4.422                 | 4.422              |                                    | 7.570                  |
|              |                      |                    | 20                    | 05                | 03                | Lenjerie si accesorii de pat                                 |                       |            | 130.000          | 130.000    |                         |                       |                    |                                    | 1.056                  |
|              |                      |                    | 20                    | 05                | 30                | Alte obiecte de inventar                                     |                       |            | 630.630          | 630.630    | 86.572                  | 86.571                | 59.071             | 27.500                             | 12.115                 |
|              |                      |                    | 20                    | 06                |                   | Deplasari, detasari, transferari                             |                       |            | 71.800           | 71.800     | 9.517                   | 9.517                 | 9.517              |                                    | 9.367                  |
|              |                      |                    | 20                    | 06                | 01                | Deplasari interne, detasari, transferari                     |                       |            | 21.800           | 21.800     | 9.517                   | 9.517                 | 9.517              |                                    | 9.367                  |
|              |                      |                    | 20                    | 06                | 02                | Deplasari in strainatate                                     |                       |            | 50.000           | 50.000     |                         |                       |                    |                                    |                        |
|              |                      |                    | 20                    | 11                |                   | Carti, publicatii si materiale<br>documentare                |                       |            | 13.590           | 13.590     | 1.785                   | 1.785                 | 1.785              |                                    | 1.785                  |
|              |                      |                    | 20                    | 12                |                   | Consultanta si expertiza                                     |                       |            | 20.000           | 20.000     |                         |                       |                    |                                    |                        |
|              |                      |                    | 20                    | 13                |                   | Pregatire profesionala                                       |                       |            | 30.500           | 30.500     | 476                     | 476                   | 476                |                                    | 476                    |
|              |                      |                    | 20                    | 14                |                   | Protectia muncii   |                       |            | 28.000           | 28.000     | 13.556                  | 13.556                | 13.556             |                                    | 14.376                 |
|              |                      |                    | 20                    | 30                |                   | Alte cheltuieli  |                       |            | 67.500           | 67.500     | 193                     | 193                   | 193                |                                    | 154                    |
|              |                      |                    | 20                    | 30                | 01                | Reclama si publicitate                                       |                       |            | 4.500            | 4.500      |                         |                       |                    |                                    |                        |
|              |                      |                    | 20                    | 30                | 04                | Chirii   |                       |            | 14.000           | 14.000     |                         |                       |                    |                                    |                        |
|              |                      |                    | 20                    | 30                | 30                | Alte cheltuieli cu bunuri si servicii                        |                       |            | 49.000           | 49.000     | 193                     | 193                   | 193                |                                    | 154                    |



| Capi-<br>tol | Sub-<br>capi-<br>tol | Pa-<br>ra-<br>graf | Gru-<br>pa /<br>Titlu | Ar-<br>ti-<br>col | Ali-<br>ne-<br>at | Denumire indicator                                       | Credite de angajament |            | Credite bugetare |            | Angajamente<br>bugetare | Angajamente<br>legale | Plati<br>efectuate | Angajamente<br>legale<br>de platit | Cheltuieli<br>efective |
|--------------|----------------------|--------------------|-----------------------|-------------------|-------------------|--|-----------------------|------------|------------------|------------|-------------------------|-----------------------|--------------------|------------------------------------|------------------------|
|              |                      |                    |                       |                   |                   |  | initiale              | definitive | initiale         | definitive |                         |                       |                    |                                    |                        |
| A            |                      |                    |                       |                   |                   | B  | 1                     | 2          | 3                | 4          | 5                       | 6                     | 7                  | 8=6-7                              | 9                      |
|              |                      |                    | 70                    |                   |                   | CHELTUIELI DE CAPITAL                                    | 550.000               | 550.000    | 782.000          | 782.000    | 107.100                 | 107.100               | 107.100            |                                    | 245.689                |
|              |                      |                    | 71                    |                   |                   | TITLUL XIII ACTIVE NEFINANCIARE                          | 550.000               | 550.000    | 782.000          | 782.000    | 107.100                 | 107.100               | 107.100            |                                    | 245.689                |
|              |                      |                    | 71                    | 01                |                   | Active fixe  | 550.000               | 550.000    | 782.000          | 782.000    | 107.100                 | 107.100               | 107.100            |                                    | 245.689                |
|              |                      |                    | 71                    | 01                | 01                | Constructii  |                       |            |                  |            |                         |                       |                    |                                    | 2.970                  |
|              |                      |                    | 71                    | 01                | 02                | Masini, echipamente si mijloace de<br>transport          | 100.000               | 100.000    | 100.000          | 100.000    |                         |                       |                    |                                    | 62.231                 |
|              |                      |                    | 71                    | 01                | 03                | Mobilier, aparatura birotica si alte<br>active corporale | 100.000               | 100.000    | 100.000          | 100.000    |                         |                       |                    |                                    | 45.170                 |
|              |                      |                    | 71                    | 01                | 30                | Alte active fixe (inclusiv reparatii<br>capitale)        | 350.000               | 350.000    | 582.000          | 582.000    | 107.100                 | 107.100               | 107.100            |                                    | 135.318                |
| 6510         |                      |                    |                       |                   |                   | INVATAMANT   | 550.000               | 550.000    | 25.018.480       | 25.306.480 | 9.348.033               | 9.343.664             | 8.422.626          | 921.038                            | 8.284.356              |
|              |                      |                    | 01                    |                   |                   | CHELTUIELI CURENTE                                       |                       |            | 24.468.480       | 24.756.480 | 9.348.033               | 9.343.664             | 8.422.626          | 921.038                            | 8.173.326              |
|              |                      |                    | 10                    |                   |                   | TITLUL I CHELTUIELI DE PERSONAL                          |                       |            | 2.600.780        | 2.687.280  | 770.150                 | 765.782               | 704.861            | 60.921                             | 743.139                |
|              |                      |                    | 10                    | 01                |                   | Cheltuieli salariale in bani                             |                       |            | 2.500.240        | 2.581.240  | 746.181                 | 746.181               | 690.068            | 56.113                             | 727.004                |
|              |                      |                    | 10                    | 01                | 01                | Salarii de baza  |                       |            | 587.000          | 643.000    | 201.991                 | 201.991               | 145.991            | 56.000                             | 158.405                |
|              |                      |                    | 10                    | 01                | 10                | Fond pentru posturi ocupate prin cumul                   |                       |            | 83.000           | 83.000     | 25.932                  | 25.932                | 25.932             |                                    | 25.932                 |
|              |                      |                    | 10                    | 01                | 11                | Fond aferent platii cu ora                               |                       |            | 1.795.240        | 1.820.240  | 518.258                 | 518.258               | 518.145            | 113                                | 542.667                |
|              |                      |                    | 10                    | 01                | 17                | Indemnizatii de hrana                                    |                       |            | 35.000           | 35.000     |                         |                       |                    |                                    |                        |
|              |                      |                    | 10                    | 02                |                   | Cheltuieli salariale in natura                           |                       |            | 21.800           | 21.800     |                         |                       |                    |                                    |                        |
|              |                      |                    | 10                    | 02                | 06                | Vouchere de vacanta                                      |                       |            | 21.800           | 21.800     |                         |                       |                    |                                    |                        |
|              |                      |                    | 10                    | 03                |                   | Contributii  |                       |            | 78.740           | 84.240     | 23.969                  | 19.601                | 14.793             | 4.808                              | 16.135                 |
|              |                      |                    | 10                    | 03                | 07                | Contributia asiguratorie pentru munca                    |                       |            | 78.740           | 84.240     | 23.969                  | 19.601                | 14.793             | 4.808                              | 16.135                 |
|              |                      |                    | 20                    |                   |                   | TITLUL II BUNURI SI SERVICII                             |                       |            | 21.867.700       | 22.069.200 | 8.577.883               | 8.577.882             | 7.717.765          | 860.117                            | 7.430.187              |
|              |                      |                    | 20                    | 01                |                   | Bunuri si servicii                                       |                       |            | 1.396.460        | 1.396.460  | 174.514                 | 174.514               | 163.941            | 10.573                             | 250.085                |
|              |                      |                    | 20                    | 01                | 01                | Furnituri de birou                                       |                       |            | 23.300           | 23.300     | 1.010                   | 1.010                 | 1.010              |                                    | 940                    |
|              |                      |                    | 20                    | 01                | 02                | Materiale pentru curatenie                               |                       |            | 72.130           | 72.130     | 3.309                   | 3.309                 | 3.309              |                                    | 6.563                  |



| Capi-<br>tol | Sub-<br>capi-<br>tol | Pa-<br>ra-<br>graf | Gru-<br>pa /<br>Titlu | Ar-<br>ti-<br>col | Ali-<br>ne-<br>at | Denumire indicator   | Credite de angajament |            | Credite bugetare |            | Angajamente<br>bugetare | Angajamente<br>legale | Plati<br>efectuate | Angajamente<br>legale<br>de platit | Cheltuieli<br>efective |
|--------------|----------------------|--------------------|-----------------------|-------------------|-------------------|--|-----------------------|------------|------------------|------------|-------------------------|-----------------------|--------------------|------------------------------------|------------------------|
|              |                      |                    |                       |                   |                   |  | initiale              | definitive | initiale         | definitive |                         |                       |                    |                                    |                        |
| A            |                      |                    |                       |                   |                   | B  | 1                     | 2          | 3                | 4          | 5                       | 6                     | 7                  | 8=6-7                              | 9                      |
|              |                      |                    | 20                    | 01                | 05                | Carburanti si lubrifianti                                    |                       |            | 2.000            | 2.000      |                         |                       |                    |                                    |                        |
|              |                      |                    | 20                    | 01                | 07                | Transport  |                       |            | 9.700            | 9.700      |                         |                       |                    |                                    |                        |
|              |                      |                    | 20                    | 01                | 08                | Posta, telecomunicatii, radio, tv,<br>internet               |                       |            | 4.500            | 4.500      | 51                      | 51                    | 51                 |                                    | 51                     |
|              |                      |                    | 20                    | 01                | 09                | Materiale si prestari de servicii cu<br>caracter functional  |                       |            | 48.630           | 48.630     | 10.459                  | 10.459                | 1.577              | 8.882                              | 1.577                  |
|              |                      |                    | 20                    | 01                | 30                | Alte bunuri si servicii pentru<br>intretinere si functionare |                       |            | 1.236.200        | 1.236.200  | 159.685                 | 159.685               | 157.994            | 1.691                              | 240.954                |
|              |                      |                    | 20                    | 02                |                   | Reparatii curente  |                       |            | 1.180.000        | 1.180.000  | 119.377                 | 119.377               | 119.377            |                                    | 119.377                |
|              |                      |                    | 20                    | 03                |                   | Hrana  |                       |            | 18.361.070       | 18.562.570 | 8.200.963               | 8.200.963             | 7.378.919          | 822.044                            | 7.050.359              |
|              |                      |                    | 20                    | 03                | 01                | Hrana pentru oameni  |                       |            | 17.681.070       | 18.562.570 | 8.200.963               | 8.200.963             | 7.378.919          | 822.044                            | 7.050.359              |
|              |                      |                    | 20                    | 03                | 02                | Hrana pentru animale   |                       |            | 680.000          |            |                         |                       |                    |                                    |                        |
|              |                      |                    | 20                    | 04                |                   | Medicamente si materiale sanitare                            |                       |            | 35.650           | 35.650     |                         |                       |                    |                                    |                        |
|              |                      |                    | 20                    | 04                | 01                | Medicamente  |                       |            | 11.000           | 11.000     |                         |                       |                    |                                    |                        |
|              |                      |                    | 20                    | 04                | 02                | Materiale sanitare   |                       |            | 14.650           | 14.650     |                         |                       |                    |                                    |                        |
|              |                      |                    | 20                    | 04                | 04                | Dezinfectanti  |                       |            | 10.000           | 10.000     |                         |                       |                    |                                    |                        |
|              |                      |                    | 20                    | 05                |                   | Bunuri de natura obiectelor de inventar                      |                       |            | 734.130          | 734.130    | 74.757                  | 74.756                | 47.256             | 27.500                             | 2.244                  |
|              |                      |                    | 20                    | 05                | 01                | Uniforme si echipament                                       |                       |            | 9.500            | 9.500      |                         |                       |                    |                                    |                        |
|              |                      |                    | 20                    | 05                | 03                | Lenjerie si accesorii de pat                                 |                       |            | 110.000          | 110.000    |                         |                       |                    |                                    |                        |
|              |                      |                    | 20                    | 05                | 30                | Alte obiecte de inventar                                     |                       |            | 614.630          | 614.630    | 74.757                  | 74.756                | 47.256             | 27.500                             | 2.244                  |
|              |                      |                    | 20                    | 06                |                   | Deplasari, detasari, transferari                             |                       |            | 68.800           | 68.800     | 8.272                   | 8.272                 | 8.272              |                                    | 8.122                  |
|              |                      |                    | 20                    | 06                | 01                | Deplasari interne, detasari, transferari                     |                       |            | 18.800           | 18.800     | 8.272                   | 8.272                 | 8.272              |                                    | 8.122                  |
|              |                      |                    | 20                    | 06                | 02                | Deplasari in strainatate                                     |                       |            | 50.000           | 50.000     |                         |                       |                    |                                    |                        |
|              |                      |                    | 20                    | 11                |                   | Carti, publicatii si materiale<br>documentare                |                       |            | 9.590            | 9.590      |                         |                       |                    |                                    |                        |
|              |                      |                    | 20                    | 13                |                   | Pregatire profesionala                                       |                       |            | 28.500           | 28.500     |                         |                       |                    |                                    |                        |



| Capi-<br>tol | Sub-<br>capi-<br>tol | Pa-<br>ra-<br>graf | Gru-<br>pa /<br>Titlu | Ar-<br>ti-<br>col | Ali-<br>ne-<br>at | Denumire indicator   | Credite de angajament |            | Credite bugetare |            | Angajamente<br>bugetare | Angajamente<br>legale | Plati<br>efectuate | Angajamente<br>legale<br>de platit | Cheltuieli<br>efective |
|--------------|----------------------|--------------------|-----------------------|-------------------|-------------------|--|-----------------------|------------|------------------|------------|-------------------------|-----------------------|--------------------|------------------------------------|------------------------|
|              |                      |                    |                       |                   |                   |  | initiale              | definitive | initiale         | definitive |                         |                       |                    |                                    |                        |
| A            |                      |                    |                       |                   |                   | B  | 1                     | 2          | 3                | 4          | 5                       | 6                     | 7                  | 8=6-7                              | 9                      |
|              |                      |                    | 20                    | 30                |                   | Alte cheltuieli  |                       |            | 53.500           | 53.500     |                         |                       |                    |                                    |                        |
|              |                      |                    | 20                    | 30                | 01                | Reclama si publicitate                                       |                       |            | 4.500            | 4.500      |                         |                       |                    |                                    |                        |
|              |                      |                    | 20                    | 30                | 04                | Chirii   |                       |            | 14.000           | 14.000     |                         |                       |                    |                                    |                        |
|              |                      |                    | 20                    | 30                | 30                | Alte cheltuieli cu bunuri si servicii                        |                       |            | 35.000           | 35.000     |                         |                       |                    |                                    |                        |
|              |                      |                    | 70                    |                   |                   | CHELTUIELI DE CAPITAL  | 550.000               | 550.000    | 550.000          | 550.000    |                         |                       |                    |                                    | 111.030                |
|              |                      |                    | 71                    |                   |                   | TITLUL XIII ACTIVE NEFINANCIARE                              | 550.000               | 550.000    | 550.000          | 550.000    |                         |                       |                    |                                    | 111.030                |
|              |                      |                    | 71                    | 01                |                   | Active fixe  | 550.000               | 550.000    | 550.000          | 550.000    |                         |                       |                    |                                    | 111.030                |
|              |                      |                    | 71                    | 01                | 02                | Masini, echipamente si mijloace de<br>transport              | 100.000               | 100.000    | 100.000          | 100.000    |                         |                       |                    |                                    | 62.231                 |
|              |                      |                    | 71                    | 01                | 03                | Mobilier, aparatura birotica si alte<br>active corporale     | 100.000               | 100.000    | 100.000          | 100.000    |                         |                       |                    |                                    | 45.170                 |
|              |                      |                    | 71                    | 01                | 30                | Alte active fixe<br>(inclusiv reparatii capitale)            | 350.000               | 350.000    | 350.000          | 350.000    |                         |                       |                    |                                    | 3.629                  |
| 6710         |                      |                    |                       |                   |                   | CULTURA, RECREERE SI RELIGIE                                 |                       |            | 38.000           | 38.000     |                         |                       |                    |                                    |                        |
|              |                      |                    | 01                    |                   |                   | CHELTUIELI CURENTE   |                       |            | 38.000           | 38.000     |                         |                       |                    |                                    |                        |
|              |                      |                    | 20                    |                   |                   | TITLUL II BUNURI SI SERVICII                                 |                       |            | 38.000           | 38.000     |                         |                       |                    |                                    |                        |
|              |                      |                    | 20                    | 01                |                   | Bunuri si servicii   |                       |            | 28.000           | 28.000     |                         |                       |                    |                                    |                        |
|              |                      |                    | 20                    | 01                | 30                | Alte bunuri si servicii pentru<br>intretinere si functionare |                       |            | 28.000           | 28.000     |                         |                       |                    |                                    |                        |
|              |                      |                    | 20                    | 30                |                   | Alte cheltuieli  |                       |            | 10.000           | 10.000     |                         |                       |                    |                                    |                        |
| 6810         |                      |                    | 20                    | 30                | 30                | Alte cheltuieli cu bunuri si servicii                        |                       |            | 10.000           | 10.000     |                         |                       |                    |                                    |                        |
|              |                      |                    |                       |                   |                   | ASIGURARI SI ASISTENTA SOCIALA                               |                       |            | 830.000          | 830.000    | 335.579                 | 335.579               | 335.579            |                                    | 402.167                |
|              |                      |                    | 01                    |                   |                   | CHELTUIELI CURENTE   |                       |            | 598.000          | 598.000    | 228.479                 | 228.479               | 228.479            |                                    | 267.508                |
|              |                      |                    | 20                    |                   |                   | TITLUL II BUNURI SI SERVICII                                 |                       |            | 598.000          | 598.000    | 228.479                 | 228.479               | 228.479            |                                    | 267.508                |
|              |                      |                    | 20                    | 01                |                   | Bunuri si servicii   |                       |            | 365.000          | 365.000    | 162.333                 | 162.333               | 162.333            |                                    | 201.039                |
|              |                      |                    | 20                    | 01                | 01                | Furnituri de birou   |                       |            | 16.000           | 16.000     | 13.953                  | 13.953                | 13.953             |                                    | 4.625                  |



| Capi-<br>tol | Sub-<br>capi-<br>tol | Pa-<br>ra-<br>graf | Gru-<br>pa /<br>Titlu | Ar-<br>ti-<br>col | Ali-<br>ne-<br>at | Denumire indicator   | Credite de angajament |            | Credite bugetare |            | Angajamente<br>bugetare | Angajamente<br>legale | Plati<br>efectuate | Angajamente<br>legale<br>de platit | Cheltuieli<br>efective |
|--------------|----------------------|--------------------|-----------------------|-------------------|-------------------|--|-----------------------|------------|------------------|------------|-------------------------|-----------------------|--------------------|------------------------------------|------------------------|
|              |                      |                    |                       |                   |                   |  | initiale              | definitive | initiale         | definitive |                         |                       |                    |                                    |                        |
| A            |                      |                    |                       |                   |                   | B  | 1                     | 2          | 3                | 4          | 5                       | 6                     | 7                  | 8=6-7                              | 9                      |
|              |                      |                    | 20                    | 01                | 02                | Materiale pentru curatenie                                   |                       |            | 105.000          | 105.000    | 13.208                  | 13.208                | 13.208             |                                    | 58.312                 |
|              |                      |                    | 20                    | 01                | 03                | Incalzit, iluminat si forta motrica                          |                       |            | 95.000           | 95.000     | 64.103                  | 64.103                | 64.103             |                                    | 65.412                 |
|              |                      |                    | 20                    | 01                | 04                | Apa, canal si salubritate                                    |                       |            | 45.000           | 45.000     | 30.508                  | 30.508                | 30.508             |                                    | 33.820                 |
|              |                      |                    | 20                    | 01                | 06                | Piese de schimb  |                       |            | 10.000           | 10.000     | 552                     | 552                   | 552                |                                    | 697                    |
|              |                      |                    | 20                    | 01                | 07                | Transport  |                       |            | 2.000            | 2.000      |                         |                       |                    |                                    |                        |
|              |                      |                    | 20                    | 01                | 08                | Posta, telecomunicatii, radio, tv,<br>internet               |                       |            | 15.000           | 15.000     | 12.499                  | 12.499                | 12.499             |                                    | 12.499                 |
|              |                      |                    | 20                    | 01                | 09                | Materiale si prestari de servicii cu<br>caracter functional  |                       |            | 32.000           | 32.000     | 14.018                  | 14.018                | 14.018             |                                    | 13.481                 |
|              |                      |                    | 20                    | 01                | 30                | Alte bunuri si servicii pentru<br>intretinere si functionare |                       |            | 45.000           | 45.000     | 13.492                  | 13.492                | 13.492             |                                    | 12.193                 |
|              |                      |                    | 20                    | 02                |                   | Reparatii curente  |                       |            | 68.000           | 68.000     | 5.653                   | 5.653                 | 5.653              |                                    | 4.190                  |
|              |                      |                    | 20                    | 03                |                   | Hrana  |                       |            | 5.000            | 5.000      | 761                     | 761                   | 761                |                                    | 927                    |
|              |                      |                    | 20                    | 03                | 01                | Hrana pentru oameni  |                       |            | 5.000            | 5.000      | 761                     | 761                   | 761                |                                    | 927                    |
|              |                      |                    | 20                    | 04                |                   | Medicamente si materiale sanitare                            |                       |            | 50.000           | 50.000     | 26.240                  | 26.240                | 26.240             |                                    | 24.819                 |
|              |                      |                    | 20                    | 04                | 04                | Dezinfectanti  |                       |            | 50.000           | 50.000     | 26.240                  | 26.240                | 26.240             |                                    | 24.819                 |
|              |                      |                    | 20                    | 05                |                   | Bunuri de natura obiectelor de inventar                      |                       |            | 49.000           | 49.000     | 16.237                  | 16.237                | 16.237             |                                    | 18.497                 |
|              |                      |                    | 20                    | 05                | 01                | Uniforme si echipament                                       |                       |            | 13.000           | 13.000     | 4.422                   | 4.422                 | 4.422              |                                    | 7.570                  |
|              |                      |                    | 20                    | 05                | 03                | Lenjerie si accesorii de pat                                 |                       |            | 20.000           | 20.000     |                         |                       |                    |                                    | 1.056                  |
|              |                      |                    | 20                    | 05                | 30                | Alte obiecte de inventar                                     |                       |            | 16.000           | 16.000     | 11.815                  | 11.815                | 11.815             |                                    | 9.871                  |
|              |                      |                    | 20                    | 06                |                   | Deplasari, detasari, transferari                             |                       |            | 3.000            | 3.000      | 1.245                   | 1.245                 | 1.245              |                                    | 1.245                  |
|              |                      |                    | 20                    | 06                | 01                | Deplasari interne, detasari, transferari                     |                       |            | 3.000            | 3.000      | 1.245                   | 1.245                 | 1.245              |                                    | 1.245                  |
|              |                      |                    | 20                    | 11                |                   | Carti, publicatii si materiale<br>documentare                |                       |            | 4.000            | 4.000      | 1.785                   | 1.785                 | 1.785              |                                    | 1.785                  |
|              |                      |                    | 20                    | 12                |                   | Consultanta si expertiza                                     |                       |            | 20.000           | 20.000     |                         |                       |                    |                                    |                        |
|              |                      |                    | 20                    | 13                |                   | Pregatire profesionala                                       |                       |            | 2.000            | 2.000      | 476                     | 476                   | 476                |                                    | 476                    |



| Capi-<br>tol | Sub-<br>capi-<br>tol | Pa-<br>ra-<br>graf | Gru-<br>pa /<br>Titlu | Ar-<br>ti-<br>col | Ali-<br>ne-<br>at | Denumire indicator  | Credite de angajament |            | Credite bugetare |            | Angajamente<br>bugetare | Angajamente<br>legale | Plati<br>efectuate | Angajamente<br>legale<br>de platit | Cheltuieli<br>efective |
|--------------|----------------------|--------------------|-----------------------|-------------------|-------------------|---|-----------------------|------------|------------------|------------|-------------------------|-----------------------|--------------------|------------------------------------|------------------------|
|              |                      |                    |                       |                   |                   |   | initiale              | definitive | initiale         | definitive |                         |                       |                    |                                    |                        |
| A            |                      |                    |                       |                   |                   | B   | 1                     | 2          | 3                | 4          | 5                       | 6                     | 7                  | 8=6-7                              | 9                      |
|              |                      |                    | 20                    | 14                |                   | Protectia muncii  |                       |            | 28.000           | 28.000     | 13.556                  | 13.556                | 13.556             |                                    | 14.376                 |
|              |                      |                    | 20                    | 30                |                   | Alte cheltuieli   |                       |            | 4.000            | 4.000      | 193                     | 193                   | 193                |                                    | 154                    |
|              |                      |                    | 20                    | 30                | 30                | Alte cheltuieli cu bunuri si servicii                       |                       |            | 4.000            | 4.000      | 193                     | 193                   | 193                |                                    | 154                    |
|              |                      |                    | 70                    |                   |                   | CHELTUIELI DE CAPITAL                                       |                       |            | 232.000          | 232.000    | 107.100                 | 107.100               | 107.100            |                                    | 134.659                |
|              |                      |                    | 71                    |                   |                   | TITLUL XIII ACTIVE NEFINANCIARE                             |                       |            | 232.000          | 232.000    | 107.100                 | 107.100               | 107.100            |                                    | 134.659                |
|              |                      |                    | 71                    | 01                |                   | Active fixe   |                       |            | 232.000          | 232.000    | 107.100                 | 107.100               | 107.100            |                                    | 134.659                |
|              |                      |                    | 71                    | 01                | 01                | Constructii   |                       |            |                  |            |                         |                       |                    |                                    | 2.970                  |
|              |                      |                    | 71                    | 01                | 30                | Alte active fixe<br>(inclusiv reparatii capitale)           |                       |            | 232.000          | 232.000    | 107.100                 | 107.100               | 107.100            |                                    | 131.689                |
| 7010         |                      |                    |                       |                   |                   | LOCUINTE, SERVICII SI DEZVOLTARE PUBLICA                    |                       |            | 1                | 1          | 1                       | 1                     | 1                  |                                    |                        |
|              |                      |                    | 01                    |                   |                   | CHELTUIELI CURENTE  |                       |            | 1                | 1          | 1                       | 1                     | 1                  |                                    |                        |
|              |                      |                    | 20                    |                   |                   | TITLUL II BUNURI SI SERVICII                                |                       |            | 1                | 1          | 1                       | 1                     | 1                  |                                    |                        |
|              |                      |                    | 20                    | 01                |                   | Bunuri si servicii  |                       |            | 1                | 1          | 1                       | 1                     | 1                  |                                    |                        |
|              |                      |                    | 20                    | 01                | 09                | Materiale si prestari de servicii cu<br>caracter functional |                       |            |                  |            |                         | 1                     | 1                  |                                    |                        |

Conducatorul institutiei,

Conducatorul compartimentului  
financiar-contabil





MUNICIPIUL BUCURESTI

DETALIEREA CHELTUIELILOR  
- buget local -  
31.12.2021

Pag. 4 - lei-

| Capi-<br>tol | Sub-<br>capi-<br>tol | Pa-<br>ra-<br>graf | Gru-<br>pa /<br>Titlu | Ar-<br>ti-<br>col | Ali-<br>ne-<br>at | Denumire indicator                                    | Credite de angajament |             | Credite bugetare |               | Angajamente<br>bugetare | Angajamente<br>legale | Plati<br>efectuate | Angajamente<br>legale<br>de platit | Cheltuieli<br>efective |
|--------------|----------------------|--------------------|-----------------------|-------------------|-------------------|---|-----------------------|-------------|------------------|---------------|-------------------------|-----------------------|--------------------|------------------------------------|------------------------|
|              |                      |                    |                       |                   |                   |   | initiale              | definitive  | initiale         | definitive    |                         |                       |                    |                                    |                        |
| A            |                      |                    |                       |                   |                   | B   | 1                     | 2           | 3                | 4             | 5                       | 6                     | 7                  | 8=6-7                              | 9                      |
| 5002         |                      |                    |                       |                   |                   | TOTAL CHELTUIELI                                      | 241.386.790           | 382.633.690 | 1.219.870.000    | 1.418.371.180 | 1.301.907.811           | 1.301.138.364         | 1.001.579.885      | 299.558.479                        | 707.570.616            |
|              | 01                   |                    |                       |                   |                   | CHELTUIELI CURENTE                                    |                       |             | 921.428.510      | 969.144.930   | 915.907.511             | 915.138.190           | 740.685.838        | 174.452.352                        | 679.501.892            |
|              | 10                   |                    |                       |                   |                   | TITLUL I CHELTUIELI DE PERSONAL                       |                       |             | 176.234.730      | 181.333.510   | 180.554.755             | 180.326.755           | 169.125.836        | 11.200.919                         | 157.079.534            |
|              | 10                   | 01                 |                       |                   |                   | Cheltuieli salariale in bani                          |                       |             | 171.272.060      | 176.496.110   | 175.817.794             | 175.594.794           | 165.251.154        | 10.343.640                         | 153.435.386            |
|              | 10                   | 01                 | 01                    |                   |                   | Salarii de baza                                       |                       |             | 135.269.490      | 144.656.270   | 144.222.683             | 144.012.683           | 136.661.094        | 7.351.589                          | 125.649.402            |
|              | 10                   | 01                 | 05                    |                   |                   | Sporuri pentru conditii de munca                      |                       |             | 5.480.420        | 4.326.970     | 4.291.445               | 4.291.445             | 3.797.360          | 494.085                            | 3.704.281              |
|              | 10                   | 01                 | 06                    |                   |                   | Alte sporuri  |                       |             | 1.622.040        | 1.204.940     | 1.178.944               | 1.178.944             | 1.080.850          | 98.094                             | 1.038.993              |
|              | 10                   | 01                 | 11                    |                   |                   | Fond aferent platii cu ora                            |                       |             |                  |               |                         |                       |                    |                                    | 260                    |
|              | 10                   | 01                 | 12                    |                   |                   | Indemnizatii platite unor persoane din afara unitatii |                       |             | 1.506.500        | 1.616.500     | 1.614.960               | 1.614.960             | 761.099            | 853.861                            | 822.969                |
|              | 10                   | 01                 | 13                    |                   |                   | Drepturi de delegare                                  |                       |             | 210.000          | 39.740        | 39.740                  | 39.740                | 4.412              | 35.328                             | 4.412                  |
|              | 10                   | 01                 | 17                    |                   |                   | Indemnizatii de hrana                                 |                       |             | 8.352.850        | 7.170.920     | 7.071.729               | 7.063.729             | 6.705.806          | 357.923                            | 7.437.319              |
|              | 10                   | 01                 | 30                    |                   |                   | Alte drepturi salariale in bani                       |                       |             | 18.830.760       | 17.480.770    | 17.398.293              | 17.393.293            | 16.240.533         | 1.152.760                          | 14.777.750             |
|              | 10                   | 02                 |                       |                   |                   | Cheltuieli salariale in natura                        |                       |             | 676.100          | 716.100       | 716.100                 | 716.100               | 644.393            | 71.707                             | 417.532                |
|              | 10                   | 02                 | 02                    |                   |                   | Norme de hrana  |                       |             | 676.100          | 716.100       | 716.100                 | 716.100               | 644.393            | 71.707                             | 398.682                |
|              | 10                   | 02                 | 06                    |                   |                   | Vouchere de vacanta                                   |                       |             |                  |               |                         |                       |                    |                                    | 18.850                 |
|              | 10                   | 03                 |                       |                   |                   | Contributii   |                       |             | 4.286.570        | 4.121.300     | 4.020.861               | 4.015.861             | 3.230.289          | 785.572                            | 3.226.616              |
|              | 10                   | 03                 | 07                    |                   |                   | Contributia asiguratorie pentru munca                 |                       |             | 4.286.570        | 4.121.300     | 4.020.861               | 4.015.861             | 3.230.289          | 785.572                            | 3.226.616              |
|              | 20                   |                    |                       |                   |                   | TITLUL II BUNURI SI SERVICII                          |                       |             | 490.837.560      | 518.059.960   | 500.120.227             | 499.578.907           | 379.764.925        | 119.813.982                        | 417.713.177            |
|              | 20                   | 01                 |                       |                   |                   | Bunuri si servicii                                    |                       |             | 434.441.350      | 453.144.150   | 439.920.608             | 439.379.290           | 347.044.888        | 92.334.402                         | 367.463.500            |
|              | 20                   | 01                 | 01                    |                   |                   | Furnituri de birou                                    |                       |             | 1.801.320        | 2.158.320     | 1.899.628               | 1.899.628             | 753.344            | 1.146.284                          | 1.027.829              |
|              | 20                   | 01                 | 02                    |                   |                   | Materiale pentru curatenie                            |                       |             | 3.102.220        | 3.047.220     | 2.631.675               | 2.631.675             | 1.194.930          | 1.436.745                          | 1.375.749              |
|              | 20                   | 01                 | 03                    |                   |                   | Incalzit, iluminat si forta motrica                   |                       |             | 18.524.100       | 21.180.500    | 21.035.148              | 20.726.761            | 13.702.722         | 7.024.039                          | 17.546.978             |
|              | 20                   | 01                 | 04                    |                   |                   | Apa, canal si salubritate                             |                       |             | 11.498.000       | 15.710.970    | 15.523.821              | 15.403.056            | 4.318.358          | 11.084.698                         | 8.500.507              |
|              | 20                   | 01                 | 05                    |                   |                   | Carburanti si lubrifianti                             |                       |             | 1.282.710        | 1.581.310     | 1.543.715               | 1.543.715             | 900.028            | 643.687                            | 474.452                |
|              | 20                   | 01                 | 06                    |                   |                   | Piese de schimb                                       |                       |             | 1.258.500        | 1.657.200     | 1.656.190               | 1.656.190             | 1.331.907          | 324.283                            | 1.359.034              |



| Capi-<br>tol | Sub-<br>capi-<br>tol | Pa-<br>ra-<br>graf | Gru-<br>pa /<br>Titlu | Ar-<br>ti-<br>col | Ali-<br>ne-<br>at | Denumire indicator   | Credite de angajament |            | Credite bugetare |             | Angajamente<br>bugtare | Angajamente<br>legale | Plati<br>efectuate | Angajamente<br>legale<br>de platit | Cheltuieli<br>efective |
|--------------|----------------------|--------------------|-----------------------|-------------------|-------------------|--|-----------------------|------------|------------------|-------------|------------------------|-----------------------|--------------------|------------------------------------|------------------------|
|              |                      |                    |                       |                   |                   |  | initiale              | definitive | initiale         | definitive  |                        |                       |                    |                                    |                        |
| A            |                      |                    |                       |                   |                   | B  | 1                     | 2          | 3                | 4           | 5                      | 6                     | 7                  | 8=6-7                              | 9                      |
|              |                      |                    | 20                    | 01                | 07                | Transport  |                       |            | 82.480           | 82.480      | 82.421                 | 82.421                | 21.404             | 61.017                             | 52.852                 |
|              |                      |                    | 20                    | 01                | 08                | Posta, telecomunicatii, radio, tv,<br>internet               |                       |            | 5.420.350        | 6.851.250   | 6.640.789              | 6.532.901             | 3.419.592          | 3.113.309                          | 4.292.876              |
|              |                      |                    | 20                    | 01                | 09                | Materiale si prestari de servicii cu<br>caracter functional  |                       |            | 20.304.320       | 17.741.690  | 15.627.593             | 15.623.315            | 9.505.086          | 6.118.229                          | 12.237.306             |
|              |                      |                    | 20                    | 01                | 30                | Alte bunuri si servicii pentru<br>intretinere si functionare |                       |            | 371.167.350      | 383.133.210 | 373.279.628            | 373.279.628           | 311.897.517        | 61.382.111                         | 320.595.917            |
|              |                      |                    | 20                    | 02                |                   | Reparatii curente  |                       |            | 11.102.000       | 17.143.000  | 16.746.133             | 16.746.133            | 8.733.573          | 8.012.560                          | 10.189.452             |
|              |                      |                    | 20                    | 03                |                   | Hrana  |                       |            | 4.069.920        | 4.785.120   | 4.383.321              | 4.383.321             | 2.103.303          | 2.280.018                          | 3.152.361              |
|              |                      |                    | 20                    | 03                | 01                | Hrana pentru oameni  |                       |            | 4.069.920        | 4.785.120   | 4.383.321              | 4.383.321             | 2.103.303          | 2.280.018                          | 3.152.361              |
|              |                      |                    | 20                    | 04                |                   | Medicamente si materiale sanitare                            |                       |            | 4.260.750        | 3.364.750   | 3.301.509              | 3.301.509             | 1.915.972          | 1.385.537                          | 633.278                |
|              |                      |                    | 20                    | 04                | 01                | Medicamente  |                       |            | 110.000          | 113.000     | 105.009                | 105.009               | 61.427             | 43.582                             | 105.018                |
|              |                      |                    | 20                    | 04                | 02                | Materiale sanitare   |                       |            | 3.118.000        | 2.519.000   | 2.515.500              | 2.515.500             | 1.777.217          | 738.283                            | 380.221                |
|              |                      |                    | 20                    | 04                | 04                | Dezinfectanti  |                       |            | 1.032.750        | 732.750     | 681.000                | 681.000               | 77.328             | 603.672                            | 148.039                |
|              |                      |                    | 20                    | 05                |                   | Bunuri de natura obiectelor de inventar                      |                       |            | 6.377.670        | 7.222.770   | 5.789.884              | 5.789.883             | 3.039.164          | 2.750.719                          | 1.179.247              |
|              |                      |                    | 20                    | 05                | 01                | Uniforme si echipament                                       |                       |            | 117.400          | 167.400     | 167.240                | 167.240               | 3.852              | 163.388                            | 17.167                 |
|              |                      |                    | 20                    | 05                | 03                | Lenjerie si accesorii de pat                                 |                       |            | 160.000          | 25.000      | 25.000                 | 25.000                | 3.004              | 21.996                             | 22.817                 |
|              |                      |                    | 20                    | 05                | 30                | Alte obiecte de inventar                                     |                       |            | 6.100.270        | 7.030.370   | 5.597.644              | 5.597.643             | 3.032.308          | 2.565.335                          | 1.139.263              |
|              |                      |                    | 20                    | 06                |                   | Deplasari, detasari, transferari                             |                       |            | 61.600           | 61.600      | 48.273                 | 48.273                | 23.135             | 25.138                             | 23.134                 |
|              |                      |                    | 20                    | 06                | 01                | Deplasari interne, detasari, transferari                     |                       |            | 46.600           | 42.600      | 34.273                 | 34.273                | 9.613              | 24.660                             | 9.612                  |
|              |                      |                    | 20                    | 06                | 02                | Deplasari in strainatate                                     |                       |            | 15.000           | 19.000      | 14.000                 | 14.000                | 13.522             | 478                                | 13.522                 |
|              |                      |                    | 20                    | 10                |                   | Cercetare-dezvoltare   |                       |            | 500              | 500         | 500                    | 500                   |                    | 500                                |                        |
|              |                      |                    | 20                    | 11                |                   | Carti, publicatii si materiale<br>documentare                |                       |            | 61.500           | 21.500      | 21.500                 | 21.500                | 6.419              | 15.081                             | 6.419                  |
|              |                      |                    | 20                    | 12                |                   | Consultanta si expertiza                                     |                       |            | 1.000.000        | 2.565.000   | 1.933.405              | 1.933.405             | 420.843            | 1.512.562                          | 2.059.186              |
|              |                      |                    | 20                    | 13                |                   | Pregatire profesionala                                       |                       |            | 143.000          | 111.300     | 100.010                | 100.010               | 23.292             | 76.718                             | 37.612                 |



| Capi-<br>tol | Sub-<br>capi-<br>tol | Pa-<br>ra-<br>graf | Gru-<br>pa /<br>Titlu | Ar-<br>ti-<br>col | Ali-<br>ne-<br>at | Denumire indicator  | Credite de angajament |            | Credite bugetare |            | Angajamente<br>bugetare | Angajamente<br>legale | Plati<br>efectuate | Angajamente<br>legale<br>de platit | Cheltuieli<br>efective |
|--------------|----------------------|--------------------|-----------------------|-------------------|-------------------|---|-----------------------|------------|------------------|------------|-------------------------|-----------------------|--------------------|------------------------------------|------------------------|
|              |                      |                    |                       |                   |                   |   | initiale              | definitive | initiale         | definitive |                         |                       |                    |                                    |                        |
| A            |                      |                    |                       |                   |                   | B   | 1                     | 2          | 3                | 4          | 5                       | 6                     | 7                  | 8=6-7                              | 9                      |
|              |                      |                    | 20                    | 14                |                   | Protectia muncii  |                       |            | 880.170          | 1.005.670  | 582.720                 | 582.720               | 216.830            | 365.890                            | 339.987                |
|              |                      |                    | 20                    | 24                |                   | Comisioane si alte costuri aferente<br>imprumuturilor   |                       |            | 10.000           | 212.000    | 211.000                 | 211.000               | 201.865            | 9.135                              | 202.223                |
|              |                      |                    | 20                    | 24                | 01                | Comisioane si alte costuri aferente<br>imprumuturilor externe   |                       |            | 1.000            | 1.000      | 1.000                   | 1.000                 |                    | 1.000                              |                        |
|              |                      |                    | 20                    | 24                | 02                | Comisioane si alte costuri aferente<br>imprumuturilor interne   |                       |            | 9.000            | 211.000    | 210.000                 | 210.000               | 201.865            | 8.135                              | 202.223                |
|              |                      |                    | 20                    | 25                |                   | Cheltuieli judiciare si extrajudiciare<br>derivate din actiuni in reprezentarea<br>intereselor statului, potrivit<br>dispozitiilor legale |                       |            | 2.293.000        | 3.197.000  | 2.895.245               | 2.895.245             | 2.101.343          | 793.902                            | 2.556.523              |
|              |                      |                    | 20                    | 30                |                   | Alte cheltuieli   |                       |            | 26.136.100       | 25.225.600 | 24.186.119              | 24.186.118            | 13.934.298         | 10.251.820                         | 29.870.255             |
|              |                      |                    | 20                    | 30                | 01                | Reclama si publicitate  |                       |            | 505.000          | 1.787.000  | 1.786.210               | 1.786.210             | 597.300            | 1.188.910                          | 874.778                |
|              |                      |                    | 20                    | 30                | 02                | Protocol si reprezentare  |                       |            | 27.000           | 107.000    | 77.000                  | 77.000                | 76.417             | 583                                | 76.417                 |
|              |                      |                    | 20                    | 30                | 03                | Prime de asigurare non-viata  |                       |            | 345.600          | 346.600    | 310.855                 | 310.855               | 281.260            | 29.595                             | 263.397                |
|              |                      |                    | 20                    | 30                | 04                | Chirii  |                       |            | 9.384.890        | 8.451.290  | 7.926.793               | 7.926.792             | 5.315.122          | 2.611.670                          | 7.276.289              |
|              |                      |                    | 20                    | 30                | 30                | Alte cheltuieli cu bunuri si servicii   |                       |            | 15.873.610       | 14.533.710 | 14.085.261              | 14.085.261            | 7.664.199          | 6.421.062                          | 21.379.374             |
|              |                      |                    | 30                    |                   |                   | TITLUL III DOBANZI  |                       |            | 20.766.900       | 24.017.220 | 24.017.220              | 24.017.220            | 23.814.697         | 202.523                            | 23.937.531             |
|              |                      |                    | 30                    | 01                |                   | Dobanzi aferente datoriei publice interne   |                       |            | 16.132.400       | 18.382.720 | 18.382.720              | 18.382.720            | 18.219.313         | 163.407                            | 18.267.751             |
|              |                      |                    | 30                    | 01                | 01                | Dobanzi aferente datoriei publice<br>interne directe  |                       |            | 16.132.400       | 18.382.720 | 18.382.720              | 18.382.720            | 18.219.313         | 163.407                            | 18.267.751             |
|              |                      |                    | 30                    | 02                |                   | Dobanzi aferente datoriei publice<br>externe  |                       |            | 4.634.500        | 5.634.500  | 5.634.500               | 5.634.500             | 5.595.384          | 39.116                             | 5.669.780              |
|              |                      |                    | 30                    | 02                | 02                | Dobanzi aferente creditelor externe<br>contractate de ordonatorii de credite  |                       |            | 4.634.500        | 5.634.500  | 5.634.500               | 5.634.500             | 5.595.384          | 39.116                             | 5.669.780              |
|              |                      |                    | 50                    |                   |                   | TITLUL V FONDURI DE REZERVA   |                       |            | 240.000          | 240.000    |                         |                       |                    |                                    |                        |



| Capi-<br>tol | Sub-<br>capi-<br>tol | Pa-<br>ra-<br>graf | Gru-<br>pa /<br>Titlu | Ar-<br>ti-<br>col | Ali-<br>ne-<br>at | Denumire indicator   | Credite de angajament |            | Credite bugetare |             | Angajamente<br>bugetare | Angajamente<br>legale | Plati<br>efectuate | Angajamente<br>legale<br>de platit | Cheltuieli<br>efective |
|--------------|----------------------|--------------------|-----------------------|-------------------|-------------------|--|-----------------------|------------|------------------|-------------|-------------------------|-----------------------|--------------------|------------------------------------|------------------------|
|              |                      |                    |                       |                   |                   |  | initiale              | definitive | initiale         | definitive  |                         |                       |                    |                                    |                        |
| A            |                      |                    |                       |                   |                   | B  | 1                     | 2          | 3                | 4           | 5                       | 6                     | 7                  | 8=6-7                              | 9                      |
|              |                      |                    | 50                    | 04                |                   | Fond de rezerva bugetara la dispozitia<br>autoritatilor locale                                       |                       |            | 240.000          | 240.000     |                         |                       |                    |                                    |                        |
|              |                      |                    | 51                    |                   |                   | TITLUL VI TRANSFERURI INTRE UNITATI ALE<br>ADMINISTRATIEI PUBLICE                                    |                       |            | 760.000          | 760.000     | 760.000                 | 760.000               | 200.000            | 560.000                            | 200.000                |
|              |                      |                    | 51                    | 01                |                   | Transferuri curente  |                       |            | 760.000          | 760.000     | 760.000                 | 760.000               | 200.000            | 560.000                            | 200.000                |
|              |                      |                    | 51                    | 01                | 01                | Transferuri catre institutii publice   |                       |            |                  | 200.000     | 200.000                 | 200.000               | 200.000            |                                    | 200.000                |
|              |                      |                    | 51                    | 01                | 46                | Transferuri din bugetele locale pentru<br>finantarea cheltuielilor curente din<br>domeniul sanatatii |                       |            | 760.000          | 560.000     | 560.000                 | 560.000               |                    | 560.000                            |                        |
|              |                      |                    | 55                    |                   |                   | TITLUL VII ALTE TRANSFERURI  |                       |            | 8.713.000        | 9.493.890   | 9.493.460               | 9.493.460             | 9.493.460          |                                    | 9.493.460              |
|              |                      |                    | 55                    | 01                |                   | A. Transferuri interne   |                       |            | 8.713.000        | 9.493.890   | 9.493.460               | 9.493.460             | 9.493.460          |                                    | 9.493.460              |
|              |                      |                    | 55                    | 01                | 63                | Finantarea invatamantului particular<br>sau confesional acreditat                                    |                       |            | 8.713.000        | 9.493.890   | 9.493.460               | 9.493.460             | 9.493.460          |                                    | 9.493.460              |
|              |                      |                    | 56                    |                   |                   | TITLUL VIII PROIECTE CU FINANTARE DIN<br>FONDURI EXTERNE NERAMBURSABILE (FEN)<br>POSTADERARE         |                       |            | 157.000          | 157.000     | 155.373                 | 155.373               | 155.373            |                                    | 155.373                |
|              |                      |                    | 56                    | 02                |                   | Programe din Fondul Social European (FSE)  |                       |            | 157.000          | 157.000     | 155.373                 | 155.373               | 155.373            |                                    | 155.373                |
|              |                      |                    | 56                    | 02                | 01                | Finantarea nationala   |                       |            | 4.000            | 4.000       | 3.106                   | 3.106                 | 3.106              |                                    | 3.106                  |
|              |                      |                    | 56                    | 02                | 02                | Finantarea externa nerambursabila  |                       |            | 153.000          | 153.000     | 152.267                 | 152.267               | 152.267            |                                    | 152.267                |
|              |                      |                    | 57                    |                   |                   | TITLUL VIII ASISTENTA SOCIALA  |                       |            | 62.699.000       | 59.574.000  | 55.677.927              | 55.677.926            | 54.535.984         | 1.141.942                          | 54.650.423             |
|              |                      |                    | 57                    | 02                |                   | Ajutoare sociale   |                       |            | 62.699.000       | 59.574.000  | 55.677.927              | 55.677.926            | 54.535.984         | 1.141.942                          | 54.650.423             |
|              |                      |                    | 57                    | 02                | 01                | Ajutoare sociale in numerar  |                       |            | 58.348.000       | 56.774.000  | 55.175.480              | 55.175.479            | 54.033.537         | 1.141.942                          | 54.147.977             |
|              |                      |                    | 57                    | 02                | 02                | Ajutoare sociale in natura   |                       |            | 4.351.000        | 2.800.000   | 502.447                 | 502.447               | 502.447            |                                    | 502.446                |
|              |                      |                    | 58                    |                   |                   | TITLUL X PROIECTE CU FINANTARE DIN<br>FONDURI EXTERNE NERAMBURSABILE<br>CADRULUI FINANCIAR 2014-2020 |                       |            | 146.465.620      | 155.104.940 | 128.852.089             | 128.852.089           | 88.633.121         | 40.218.968                         | 1.396.255              |





| Capi-<br>tol | Sub-<br>capi-<br>tol | Pa-<br>ra-<br>graf | Gru-<br>pa /<br>Titlu | Ar-<br>ti-<br>col | Ali-<br>ne-<br>at | Denumire indicator   | Credite de angajament |            | Credite bugetare |             | Angajamente<br>bugetare | Angajamente<br>legale | Plati<br>efectuate | Angajamente<br>legale<br>de platit | Cheltuieli<br>efective |
|--------------|----------------------|--------------------|-----------------------|-------------------|-------------------|--|-----------------------|------------|------------------|-------------|-------------------------|-----------------------|--------------------|------------------------------------|------------------------|
|              |                      |                    |                       |                   |                   |  | initiale              | definitive | initiale         | definitive  |                         |                       |                    |                                    |                        |
| A            |                      |                    |                       |                   |                   | B  | 1                     | 2          | 3                | 4           | 5                       | 6                     | 7                  | 8=6-7                              | 9                      |
|              |                      |                    |                       |                   |                   | active corporale   | 4.130.630             | 3.727.820  | 4.130.630        | 3.727.820   | 3.203.189               | 3.203.189             | 2.106.123          | 1.097.066                          | 2.442.703              |
|              | 71                   | 01                 | 30                    |                   |                   | Alte active fixe (inclusiv reparatii<br>capitale)                                | 41.060.510            | 68.494.010 | 44.260.510       | 70.769.010  | 63.503.630              | 63.503.504            | 31.590.290         | 31.913.214                         | 2.251.867              |
|              | 79                   |                    |                       |                   |                   | OPERATIUNI FINANCIARE  |                       |            | 53.354.700       | 64.317.560  | 64.317.560              | 64.317.560            | 64.142.040         | 175.520                            | 5.722.934              |
|              | 81                   |                    |                       |                   |                   | TITLUL XVII RAMBURSARI DE CREDITE  |                       |            | 53.354.700       | 64.317.560  | 64.317.560              | 64.317.560            | 64.142.040         | 175.520                            | 5.722.934              |
|              | 81                   | 01                 |                       |                   |                   | Rambursari de credite externe  |                       |            | 9.546.200        | 14.868.770  | 14.868.770              | 14.868.770            | 14.711.127         | 157.643                            | 5.722.934              |
|              | 81                   | 01                 | 05                    |                   |                   | Rambursari de credite aferente datoriei<br>publice externe locale                |                       |            | 9.546.200        | 14.868.770  | 14.868.770              | 14.868.770            | 14.711.127         | 157.643                            | 5.722.934              |
|              | 81                   | 02                 |                       |                   |                   | Rambursari de credite interne  |                       |            | 43.808.500       | 49.448.790  | 49.448.790              | 49.448.790            | 49.430.913         | 17.877                             |                        |
|              | 81                   | 02                 | 05                    |                   |                   | Rambursari de credite aferente datoriei<br>publice interne locale                |                       |            | 43.808.500       | 49.448.790  | 49.448.790              | 49.448.790            | 49.430.913         | 17.877                             |                        |
|              | 84                   |                    |                       |                   |                   | PLATI EFECTUATE IN ANII PRECEDENTI SI<br>RECUPERATE IN ANUL CURENT               |                       |            |                  |             | -3.485.727              | -3.485.727            | -3.485.727         |                                    |                        |
|              | 85                   |                    |                       |                   |                   | Titlul XIX PLATI EFECTUATE IN ANII<br>PRECEDENTI SI RECUPERATE<br>IN ANUL CURENT |                       |            |                  |             | -3.485.727              | -3.485.727            | -3.485.727         |                                    |                        |
|              | 85                   | 01                 |                       |                   |                   | Plati efectuate in anii precedenti si<br>recuperate in anul curent               |                       |            |                  |             | -3.485.727              | -3.485.727            | -3.485.727         |                                    |                        |
|              | 85                   | 01                 | 01                    |                   |                   | Plati efectuate in anii precedenti si<br>recuperate in anul curent (SF)          |                       |            |                  |             | -3.265.858              | -3.265.858            | -3.265.858         |                                    |                        |
|              | 85                   | 01                 | 02                    |                   |                   | Plati efectuate in anii precedenti si<br>recuperate in anul curent (SD)          |                       |            |                  |             | -219.869                | -219.869              | -219.869           |                                    |                        |
| 5100         | 02                   |                    |                       |                   |                   | Partea I-a SERVICII PUBLICE GENERALE   | 11.475.970            | 24.571.020 | 152.906.570      | 185.641.700 | 178.100.083             | 177.858.444           | 121.240.385        | 56.618.059                         | 125.034.926            |
| 5102         |                      |                    |                       |                   |                   | AUTORITATI PUBLICE SI ACTIUNI EXTERNE  | 11.475.970            | 24.571.020 | 122.589.670      | 153.109.480 | 146.112.621             | 145.870.982           | 91.041.465         | 54.829.517                         | 95.591.824             |
|              | 01                   |                    |                       |                   |                   | CHELTUIELI CURENTE   |                       |            | 111.113.700      | 128.538.460 | 126.056.697             | 125.815.058           | 85.338.731         | 40.476.327                         | 87.250.416             |
|              | 10                   |                    |                       |                   |                   | TITLUL I CHELTUIELI DE PERSONAL  |                       |            | 53.752.530       | 55.156.890  | 54.720.515              | 54.492.515            | 51.054.777         | 3.437.738                          | 48.799.761             |



| Capi-<br>tol | Sub-<br>capi-<br>tol | Pa-<br>ra-<br>graf | Gru-<br>pa /<br>Titlu | Ar-<br>ti-<br>col | Ali-<br>ne-<br>at | Denumire indicator   | Credite de angajament |            | Credite bugetare |            | Angajamente<br>bugetare | Angajamente<br>legale | Plati<br>efectuate | Angajamente<br>legale<br>de platit | Cheltuieli<br>efective |
|--------------|----------------------|--------------------|-----------------------|-------------------|-------------------|--|-----------------------|------------|------------------|------------|-------------------------|-----------------------|--------------------|------------------------------------|------------------------|
|              |                      |                    |                       |                   |                   |  | initiale              | definitive | initiale         | definitive |                         |                       |                    |                                    |                        |
| A            |                      |                    |                       |                   |                   | B  | 1                     | 2          | 3                | 4          | 5                       | 6                     | 7                  | 8=6-7                              | 9                      |
|              |                      |                    | 10                    | 01                |                   | Cheltuieli salariale in bani                                 |                       |            | 52.411.530       | 53.825.890 | 53.467.418              | 53.244.418            | 50.148.372         | 3.096.046                          | 47.914.724             |
|              |                      |                    | 10                    | 01                | 01                | Salarii de baza  |                       |            | 45.231.730       | 46.996.350 | 46.781.832              | 46.571.832            | 44.990.566         | 1.581.266                          | 43.453.875             |
|              |                      |                    | 10                    | 01                | 05                | Sporuri pentru conditii de munca                             |                       |            | 2.250.000        | 1.840.000  | 1.840.000               | 1.840.000             | 1.591.937          | 248.063                            | 1.633.645              |
|              |                      |                    | 10                    | 01                | 06                | Alte sporuri   |                       |            | 112.300          | 142.300    | 142.300                 | 142.300               | 108.468            | 33.832                             | 124.516                |
|              |                      |                    | 10                    | 01                | 12                | Indemnizatii platite unor persoane din<br>afara unitatii     |                       |            | 1.279.500        | 1.379.500  | 1.379.500               | 1.379.500             | 535.639            | 843.861                            | 583.357                |
|              |                      |                    | 10                    | 01                | 13                | Drepturi de delegare   |                       |            | 210.000          | 39.740     | 39.740                  | 39.740                | 4.412              | 35.328                             | 4.412                  |
|              |                      |                    | 10                    | 01                | 17                | Indemnizatii de hrana  |                       |            | 1.664.000        | 1.614.000  | 1.532.501               | 1.524.501             | 1.423.590          | 100.911                            | 1.414.061              |
|              |                      |                    | 10                    | 01                | 30                | Alte drepturi salariale in bani                              |                       |            | 1.664.000        | 1.814.000  | 1.751.545               | 1.746.545             | 1.493.760          | 252.785                            | 700.858                |
|              |                      |                    | 10                    | 03                |                   | Contributii  |                       |            | 1.341.000        | 1.331.000  | 1.253.097               | 1.248.097             | 906.405            | 341.692                            | 885.037                |
|              |                      |                    | 10                    | 03                | 07                | Contributia asiguratorie pentru munca                        |                       |            | 1.341.000        | 1.331.000  | 1.253.097               | 1.248.097             | 906.405            | 341.692                            | 885.037                |
|              |                      |                    | 20                    |                   |                   | TITLUL II BUNURI SI SERVICII                                 |                       |            | 48.445.550       | 64.225.950 | 62.182.189              | 62.168.550            | 32.135.013         | 30.033.537                         | 37.531.777             |
|              |                      |                    | 20                    | 01                |                   | Bunuri si servicii   |                       |            | 31.451.600       | 45.870.600 | 44.979.895              | 44.966.256            | 21.891.394         | 23.074.862                         | 27.218.146             |
|              |                      |                    | 20                    | 01                | 01                | Furnituri de birou   |                       |            | 356.120          | 1.057.120  | 1.035.747               | 1.035.747             | 274.695            | 761.052                            | 264.190                |
|              |                      |                    | 20                    | 01                | 02                | Materiale pentru curatenie                                   |                       |            | 225.000          | 745.000    | 736.519                 | 736.519               | 203.994            | 532.525                            | 19.414                 |
|              |                      |                    | 20                    | 01                | 03                | Incalzit, iluminat si forta motrica                          |                       |            | 1.371.000        | 1.821.000  | 1.729.722               | 1.723.336             | 1.409.877          | 313.459                            | 1.727.718              |
|              |                      |                    | 20                    | 01                | 04                | Apa, canal si salubritate                                    |                       |            | 210.000          | 1.060.000  | 907.344                 | 907.344               | 144.556            | 762.788                            | 972.882                |
|              |                      |                    | 20                    | 01                | 05                | Carburanti si lubrifianti                                    |                       |            | 505.000          | 605.000    | 605.000                 | 605.000               | 251.750            | 353.250                            | 85.017                 |
|              |                      |                    | 20                    | 01                | 06                | Piese de schimb  |                       |            | 210.000          | 180.000    | 180.000                 | 180.000               | 12.264             | 167.736                            | 4.461                  |
|              |                      |                    | 20                    | 01                | 07                | Transport  |                       |            | 80.480           | 80.480     | 80.421                  | 80.421                | 21.404             | 59.017                             | 52.852                 |
|              |                      |                    | 20                    | 01                | 08                | Posta, telecomunicatii, radio, tv,<br>internet               |                       |            | 3.340.000        | 4.764.000  | 4.664.320               | 4.657.067             | 2.124.941          | 2.532.126                          | 2.794.507              |
|              |                      |                    | 20                    | 01                | 09                | Materiale si prestari de servicii cu<br>caracter functional  |                       |            | 4.620.000        | 4.605.000  | 4.487.259               | 4.487.259             | 2.171.458          | 2.315.801                          | 3.395.779              |
|              |                      |                    | 20                    | 01                | 30                | Alte bunuri si servicii pentru<br>intretinere si functionare |                       |            | 20.534.000       | 30.953.000 | 30.553.563              | 30.553.563            | 15.276.455         | 15.277.108                         | 17.901.326             |



| Capi-<br>tol | Sub-<br>capi-<br>tol | Pa-<br>ra-<br>graf | Gru-<br>pa /<br>Titlu | Ar-<br>ti-<br>col | Ali-<br>ne-<br>at | Denumire indicator  | Credite de angajament |            | Credite bugetare |            | Angajamente<br>bugetare | Angajamente<br>legale | Plati<br>efectuate | Angajamente<br>legale<br>de platit | Cheltuieli<br>efective |
|--------------|----------------------|--------------------|-----------------------|-------------------|-------------------|---|-----------------------|------------|------------------|------------|-------------------------|-----------------------|--------------------|------------------------------------|------------------------|
|              |                      |                    |                       |                   |                   |   | initiale              | definitive | initiale         | definitive |                         |                       |                    |                                    |                        |
| A            |                      |                    |                       |                   |                   | B   | 1                     | 2          | 3                | 4          | 5                       | 6                     | 7                  | 8=6-7                              | 9                      |
|              |                      |                    | 20                    | 02                |                   | Reparatii curente   |                       |            | 10.000           |            |                         |                       |                    |                                    |                        |
|              |                      |                    | 20                    | 03                |                   | Hrana   |                       |            | 20.000           | 20.000     | 20.000                  | 20.000                |                    | 20.000                             |                        |
|              |                      |                    | 20                    | 03                | 01                | Hrana pentru oameni   |                       |            | 20.000           | 20.000     | 20.000                  | 20.000                |                    | 20.000                             |                        |
|              |                      |                    | 20                    | 04                |                   | Medicamente si materiale sanitare   |                       |            | 3.681.150        | 3.131.150  | 3.131.000               | 3.131.000             | 1.843.805          | 1.287.195                          | 6.803                  |
|              |                      |                    | 20                    | 04                | 02                | Materiale sanitare  |                       |            | 3.000.000        | 2.450.000  | 2.450.000               | 2.450.000             | 1.766.477          | 683.523                            | 503                    |
|              |                      |                    | 20                    | 04                | 04                | Dezinfectanti   |                       |            | 681.150          | 681.150    | 681.000                 | 681.000               | 77.328             | 603.672                            | 6.300                  |
|              |                      |                    | 20                    | 05                |                   | Bunuri de natura obiectelor de inventar   |                       |            | 1.060.000        | 1.954.000  | 1.885.106               | 1.885.106             | 1.044.912          | 840.194                            | 45.833                 |
|              |                      |                    | 20                    | 05                | 01                | Uniforme si echipament  |                       |            | 30.000           | 30.000     | 30.000                  | 30.000                |                    | 30.000                             |                        |
|              |                      |                    | 20                    | 05                | 30                | Alte obiecte de inventar  |                       |            | 1.030.000        | 1.924.000  | 1.855.106               | 1.855.106             | 1.044.912          | 810.194                            | 45.833                 |
|              |                      |                    | 20                    | 06                |                   | Deplasari, detasari, transferari  |                       |            | 38.000           | 38.000     | 38.000                  | 38.000                | 14.406             | 23.594                             | 14.406                 |
|              |                      |                    | 20                    | 06                | 01                | Deplasari interne, detasari, transferari  |                       |            | 28.000           | 24.000     | 24.000                  | 24.000                | 884                | 23.116                             | 884                    |
|              |                      |                    | 20                    | 06                | 02                | Deplasari in strainatate  |                       |            | 10.000           | 14.000     | 14.000                  | 14.000                | 13.522             | 478                                | 13.522                 |
|              |                      |                    | 20                    | 10                |                   | Cercetare-dezvoltare  |                       |            | 500              | 500        | 500                     | 500                   |                    | 500                                |                        |
|              |                      |                    | 20                    | 11                |                   | Carti, publicatii si materiale<br>documentare   |                       |            | 1.500            | 1.500      | 1.500                   | 1.500                 |                    | 1.500                              |                        |
|              |                      |                    | 20                    | 12                |                   | Consultanta si expertiza  |                       |            | 1.000.000        | 2.515.000  | 1.915.000               | 1.915.000             | 420.843            | 1.494.157                          | 2.040.781              |
|              |                      |                    | 20                    | 13                |                   | Pregatire profesionala  |                       |            | 22.000           | 22.000     | 22.000                  | 22.000                |                    | 22.000                             | 1.400                  |
|              |                      |                    | 20                    | 14                |                   | Protectia muncii  |                       |            | 155.000          | 241.000    | 233.246                 | 233.246               | 96.206             | 137.040                            | 170.802                |
|              |                      |                    | 20                    | 25                |                   | Cheltuieli judiciare si extrajudiciare<br>derivate din actiuni in reprezentarea<br>intereselor statului, potrivit<br>dispozitiilor legale |                       |            | 2.000.000        | 2.850.000  | 2.550.000               | 2.550.000             | 1.961.123          | 588.877                            | 2.413.169              |
|              |                      |                    | 20                    | 30                |                   | Alte cheltuieli   |                       |            | 9.005.800        | 7.582.200  | 7.405.942               | 7.405.942             | 4.862.324          | 2.543.618                          | 5.620.437              |
|              |                      |                    | 20                    | 30                | 01                | Reclama si publicitate  |                       |            | 500.000          | 1.780.000  | 1.780.000               | 1.780.000             | 592.090            | 1.187.910                          | 869.568                |
|              |                      |                    | 20                    | 30                | 02                | Protocol si reprezentare  |                       |            | 27.000           | 107.000    | 77.000                  | 77.000                | 76.417             | 583                                | 76.417                 |
|              |                      |                    | 20                    | 30                | 03                | Prime de asigurare non-viata  |                       |            | 153.200          | 154.200    | 147.695                 | 147.695               | 146.383            | 1.312                              | 128.520                |





| Capi-<br>tol | Sub-<br>capi-<br>tol | Pa-<br>ra-<br>graf | Gru-<br>pa /<br>Titlu | Ar-<br>ti-<br>col | Ali-<br>ne-<br>at | Denumire indicator   | Credite de angajament |            | Credite bugetare |            | Angajamente<br>bugetare | Angajamente<br>legale | Plati<br>efectuate | Angajamente<br>legale<br>de platit | Cheltuieli<br>efective |
|--------------|----------------------|--------------------|-----------------------|-------------------|-------------------|--|-----------------------|------------|------------------|------------|-------------------------|-----------------------|--------------------|------------------------------------|------------------------|
|              |                      |                    |                       |                   |                   |  | initiale              | definitive | initiale         | definitive |                         |                       |                    |                                    |                        |
| A            |                      |                    |                       |                   |                   | B  | 1                     | 2          | 3                | 4          | 5                       | 6                     | 7                  | 8=6-7                              | 9                      |
|              |                      |                    | 20                    | 30                | 04                | Chirii   |                       |            | 3.610.600        | 2.777.000  | 2.734.790               | 2.734.790             | 2.411.700          | 323.090                            | 2.095.541              |
|              |                      |                    | 20                    | 30                | 30                | Alte cheltuieli cu bunuri si servicii  |                       |            | 4.715.000        | 2.764.000  | 2.666.457               | 2.666.457             | 1.635.734          | 1.030.723                          | 2.450.391              |
|              |                      |                    | 51                    |                   |                   | TITLUL VI TRANSFERURI INTRE UNITATI ALE<br>ADMINISTRATIEI PUBLICE                                    |                       |            | 760.000          | 760.000    | 760.000                 | 760.000               | 200.000            | 560.000                            | 200.000                |
|              |                      |                    | 51                    | 01                |                   | Transferuri curente  |                       |            | 760.000          | 760.000    | 760.000                 | 760.000               | 200.000            | 560.000                            | 200.000                |
|              |                      |                    | 51                    | 01                | 01                | Transferuri catre institutii publice   |                       |            |                  | 200.000    | 200.000                 | 200.000               | 200.000            |                                    | 200.000                |
|              |                      |                    | 51                    | 01                | 46                | Transferuri din bugetele locale pentru<br>finantarea cheltuielilor curente din<br>domeniul sanatatii |                       |            | 760.000          | 560.000    | 560.000                 | 560.000               |                    | 560.000                            |                        |
|              |                      |                    | 56                    |                   |                   | TITLUL VIII PROIECTE CU FINANTARE DIN<br>FONDURI EXTERNE NERAMBURSABILE (FEN)<br>POSTADERARE         |                       |            | 157.000          | 157.000    | 155.373                 | 155.373               | 155.373            |                                    | 155.373                |
|              |                      |                    | 56                    | 02                |                   | Programe din Fondul Social European (FSE)  |                       |            | 157.000          | 157.000    | 155.373                 | 155.373               | 155.373            |                                    | 155.373                |
|              |                      |                    | 56                    | 02                | 01                | Finantarea nationala   |                       |            | 4.000            | 4.000      | 3.106                   | 3.106                 | 3.106              |                                    | 3.106                  |
|              |                      |                    | 56                    | 02                | 02                | Finantarea externa nerambursabila  |                       |            | 153.000          | 153.000    | 152.267                 | 152.267               | 152.267            |                                    | 152.267                |
|              |                      |                    | 58                    |                   |                   | TITLUL X PROIECTE CU FINANTARE DIN<br>FONDURI EXTERNE NERAMBURSABILE<br>CADRULUI FINANCIAR 2014-2020 |                       |            | 7.535.620        | 7.535.620  | 7.535.620               | 7.535.620             | 1.212.699          | 6.322.921                          | 15.561                 |
|              |                      |                    | 58                    | 01                |                   | Programe din Fondul European de Dezvoltare<br>Regionala (FEDR)                                       |                       |            | 7.535.620        | 7.535.620  | 7.535.620               | 7.535.620             | 1.212.699          | 6.322.921                          | 15.561                 |
|              |                      |                    | 58                    | 01                | 01                | Finantarea nationala   |                       |            | 1.122.220        | 1.122.220  | 1.122.220               | 1.122.220             |                    | 1.122.220                          |                        |
|              |                      |                    | 58                    | 01                | 02                | Finantarea externa nerambursabila  |                       |            | 6.413.400        | 6.413.400  | 6.413.400               | 6.413.400             | 1.212.699          | 5.200.701                          | 15.561                 |
|              |                      |                    | 59                    |                   |                   | TITLUL XI ALTE CHELTUIELI  |                       |            | 463.000          | 703.000    | 703.000                 | 703.000               | 580.869            | 122.131                            | 547.944                |
|              |                      |                    | 59                    | 11                |                   | Asociatii si fundatii  |                       |            |                  | 200.000    | 200.000                 | 200.000               | 200.000            |                                    | 200.000                |
|              |                      |                    | 59                    | 40                |                   | Sume aferente persoanelor cu handicap<br>neincadrate   |                       |            | 463.000          | 503.000    | 503.000                 | 503.000               | 380.869            | 122.131                            | 347.944                |











| Capi-<br>tol | Sub-<br>capi-<br>tol | Pa-<br>ra-<br>graf | Gru-<br>pa /<br>Titlu | Ar-<br>ti-<br>col | Ali-<br>ne-<br>at | Denumire indicator   | Credite de angajament |            | Credite bugetare |            | Angajamente<br>bugetare | Angajamente<br>legale | Plati<br>efectuate | Angajamente<br>legale<br>de platit | Cheltuieli<br>efective |
|--------------|----------------------|--------------------|-----------------------|-------------------|-------------------|--|-----------------------|------------|------------------|------------|-------------------------|-----------------------|--------------------|------------------------------------|------------------------|
|              |                      |                    |                       |                   |                   |  | initiale              | definitive | initiale         | definitive |                         |                       |                    |                                    |                        |
| A            |                      |                    |                       |                   |                   | B  | 1                     | 2          | 3                | 4          | 5                       | 6                     | 7                  | 8=6-7                              | 9                      |
|              |                      |                    | 20                    | 01                | 30                | caracter functional  |                       |            | 40.000           | 40.000     | 40.000                  | 40.000                | 18.278             | 21.722                             | 23.479                 |
|              |                      |                    | 20                    | 01                | 30                | Alte bunuri si servicii pentru<br>intretinere si functionare |                       |            | 61.000           | 61.000     | 61.000                  | 61.000                | 28.027             | 32.973                             | 46.301                 |
|              |                      |                    | 20                    | 05                |                   | Bunuri de natura obiectelor de inventar                      |                       |            | 6.200            | 6.200      | 6.200                   | 6.200                 | 3.074              | 3.126                              |                        |
|              |                      |                    | 20                    | 05                | 30                | Alte obiecte de inventar                                     |                       |            | 6.200            | 6.200      | 6.200                   | 6.200                 | 3.074              | 3.126                              |                        |
|              |                      |                    | 20                    | 30                |                   | Alte cheltuieli  |                       |            | 3.000            | 3.000      | 3.000                   | 3.000                 | 1.870              | 1.130                              | 1.870                  |
|              |                      |                    | 20                    | 30                | 03                | Prime de asigurare non-viata                                 |                       |            | 2.400            | 2.400      | 2.400                   | 2.400                 | 1.870              | 530                                | 1.870                  |
|              |                      |                    | 20                    | 30                | 04                | Chirii   |                       |            | 600              | 600        | 600                     | 600                   |                    | 600                                |                        |
| 6102         |                      |                    |                       |                   |                   | ORDINE PUBLICA SI SIGURANTA NATIONALA                        | 45.000                | 862.750    | 21.470.700       | 20.898.450 | 20.209.540              | 20.209.540            | 15.609.172         | 4.600.368                          | 12.762.717             |
|              |                      |                    | 01                    |                   |                   | CHELTUIELI CURENTE   |                       |            | 21.425.700       | 20.035.700 | 20.035.700              | 20.035.700            | 15.628.082         | 4.407.618                          | 12.422.290             |
|              |                      |                    | 10                    |                   |                   | TITLUL I CHELTUIELI DE PERSONAL                              |                       |            | 17.425.700       | 15.665.700 | 15.665.700              | 15.665.700            | 12.815.405         | 2.850.295                          | 9.886.397              |
|              |                      |                    | 10                    | 01                |                   | Cheltuieli salariale in bani                                 |                       |            | 16.107.600       | 14.577.600 | 14.577.600              | 14.577.600            | 11.904.407         | 2.673.193                          | 9.302.278              |
|              |                      |                    | 10                    | 01                | 01                | Salarii de baza  |                       |            | 12.007.600       | 11.627.600 | 11.627.600              | 11.627.600            | 9.385.099          | 2.242.501                          | 7.888.931              |
|              |                      |                    | 10                    | 01                | 05                | Sporuri pentru conditii de munca                             |                       |            | 1.482.000        | 882.000    | 882.000                 | 882.000               | 701.655            | 180.345                            | 548.777                |
|              |                      |                    | 10                    | 01                | 06                | Alte sporuri   |                       |            | 343.000          | 193.000    | 193.000                 | 193.000               | 141.825            | 51.175                             | 100.857                |
|              |                      |                    | 10                    | 01                | 30                | Alte drepturi salariale in bani                              |                       |            | 2.275.000        | 1.875.000  | 1.875.000               | 1.875.000             | 1.675.828          | 199.172                            | 763.713                |
|              |                      |                    | 10                    | 02                |                   | Cheltuieli salariale in natura                               |                       |            | 676.100          | 716.100    | 716.100                 | 716.100               | 644.393            | 71.707                             | 398.682                |
|              |                      |                    | 10                    | 02                | 02                | Norme de hrana   |                       |            | 676.100          | 716.100    | 716.100                 | 716.100               | 644.393            | 71.707                             | 398.682                |
|              |                      |                    | 10                    | 03                |                   | Contributii  |                       |            | 642.000          | 372.000    | 372.000                 | 372.000               | 266.605            | 105.395                            | 185.437                |
|              |                      |                    | 10                    | 03                | 07                | Contributia asiguratorie pentru munca                        |                       |            | 642.000          | 372.000    | 372.000                 | 372.000               | 266.605            | 105.395                            | 185.437                |
|              |                      |                    | 20                    |                   |                   | TITLUL II BUNURI SI SERVICII                                 |                       |            | 4.000.000        | 4.370.000  | 4.370.000               | 4.370.000             | 2.812.677          | 1.557.323                          | 2.535.893              |
|              |                      |                    | 20                    | 01                |                   | Bunuri si servicii   |                       |            | 3.543.000        | 3.873.000  | 3.873.000               | 3.873.000             | 2.631.611          | 1.241.389                          | 2.416.181              |
|              |                      |                    | 20                    | 01                | 01                | Furnituri de birou   |                       |            | 35.000           | 35.000     | 35.000                  | 35.000                | 8.999              | 26.001                             | 9.107                  |
|              |                      |                    | 20                    | 01                | 02                | Materiale pentru curatenie                                   |                       |            | 100.000          | 100.000    | 100.000                 | 100.000               | 81.973             | 18.027                             | 29.723                 |
|              |                      |                    | 20                    | 01                | 03                | Incalzit, iluminat si forta motrica                          |                       |            | 290.000          | 290.000    | 290.000                 | 290.000               | 144.126            | 145.874                            | 181.582                |
|              |                      |                    | 20                    | 01                | 04                | Apa, canal si salubritate                                    |                       |            | 100.000          | 100.000    | 100.000                 | 100.000               |                    | 100.000                            | 17.640                 |



| Capi-<br>tol | Sub-<br>capi-<br>tol | Pa-<br>ra-<br>graf | Gru-<br>pa /<br>Titlu | Ar-<br>ti-<br>col | Ali-<br>ne-<br>at | Denumire indicator  | Credite de angajament |            | Credite bugetare |            | Angajamente<br>bugetare | Angajamente<br>legale | Plati<br>efectuate | Angajamente<br>legale<br>de platit | Cheltuieli<br>efective |
|--------------|----------------------|--------------------|-----------------------|-------------------|-------------------|---|-----------------------|------------|------------------|------------|-------------------------|-----------------------|--------------------|------------------------------------|------------------------|
|              |                      |                    |                       |                   |                   |   | initiale              | definitive | initiale         | definitive |                         |                       |                    |                                    |                        |
| A            |                      |                    |                       |                   |                   | B   | 1                     | 2          | 3                | 4          | 5                       | 6                     | 7                  | 8=6-7                              | 9                      |
|              |                      |                    | 20                    | 01                | 05                | Carburanti si lubrifianti   |                       |            | 594.010          | 689.010    | 689.010                 | 689.010               | 524.695            | 164.315                            | 138.801                |
|              |                      |                    | 20                    | 01                | 06                | Piese de schimb   |                       |            | 22.000           | 22.000     | 22.000                  | 22.000                | 6.226              | 15.774                             |                        |
|              |                      |                    | 20                    | 01                | 07                | Transport   |                       |            | 2.000            | 2.000      | 2.000                   | 2.000                 |                    | 2.000                              |                        |
|              |                      |                    | 20                    | 01                | 08                | Posta, telecomunicatii, radio, tv,<br>internet  |                       |            | 100.000          | 50.000     | 50.000                  | 50.000                | 8.795              | 41.205                             | 43.677                 |
|              |                      |                    | 20                    | 01                | 09                | Materiale si prestari de servicii cu<br>caracter functional   |                       |            | 100.000          | 100.000    | 100.000                 | 100.000               | 80.264             | 19.736                             | 61.602                 |
|              |                      |                    | 20                    | 01                | 30                | Alte bunuri si servicii pentru<br>intretinere si functionare  |                       |            | 2.199.990        | 2.484.990  | 2.484.990               | 2.484.990             | 1.776.533          | 708.457                            | 1.934.049              |
|              |                      |                    | 20                    | 05                |                   | Bunuri de natura obiectelor de inventar   |                       |            | 166.400          | 206.400    | 206.400                 | 206.400               | 58.936             | 147.464                            |                        |
|              |                      |                    | 20                    | 05                | 01                | Uniforme si echipament  |                       |            | 66.400           | 106.400    | 106.400                 | 106.400               |                    | 106.400                            |                        |
|              |                      |                    | 20                    | 05                | 30                | Alte obiecte de inventar  |                       |            | 100.000          | 100.000    | 100.000                 | 100.000               | 58.936             | 41.064                             |                        |
|              |                      |                    | 20                    | 06                |                   | Deplasari, detasari, transferari  |                       |            | 600              | 600        | 600                     | 600                   |                    | 600                                |                        |
|              |                      |                    | 20                    | 06                | 01                | Deplasari interne, detasari, transferari  |                       |            | 600              | 600        | 600                     | 600                   |                    | 600                                |                        |
|              |                      |                    | 20                    | 13                |                   | Pregatire profesionala  |                       |            | 17.000           | 17.000     | 17.000                  | 17.000                | 5.100              | 11.900                             | 5.100                  |
|              |                      |                    | 20                    | 14                |                   | Protectia muncii  |                       |            | 150.000          | 150.000    | 150.000                 | 150.000               | 34.860             | 115.140                            | 30.998                 |
|              |                      |                    | 20                    | 25                |                   | Cheltuieli judiciare si extrajudiciare<br>derivate din actiuni in reprezentarea<br>intereselor statului, potrivit<br>dispozitiilor legale |                       |            | 32.000           | 32.000     | 32.000                  | 32.000                | 22.333             | 9.667                              | 23.442                 |
|              |                      |                    | 20                    | 30                |                   | Alte cheltuieli   |                       |            | 91.000           | 91.000     | 91.000                  | 91.000                | 59.837             | 31.163                             | 60.172                 |
|              |                      |                    | 20                    | 30                | 01                | Reclama si publicitate  |                       |            | 1.000            | 1.000      | 1.000                   | 1.000                 |                    | 1.000                              |                        |
|              |                      |                    | 20                    | 30                | 03                | Prime de asigurare non-viata  |                       |            | 80.000           | 80.000     | 80.000                  | 80.000                | 59.652             | 20.348                             | 59.652                 |
|              |                      |                    | 20                    | 30                | 30                | Alte cheltuieli cu bunuri si servicii   |                       |            | 10.000           | 10.000     | 10.000                  | 10.000                | 185                | 9.815                              | 520                    |
|              |                      |                    | 70                    |                   |                   | CHELTUIELI DE CAPITAL   | 45.000                | 862.750    | 45.000           | 862.750    | 192.750                 | 192.750               |                    | 192.750                            | 340.427                |
|              |                      |                    | 71                    |                   |                   | TITLUL XIII ACTIVE NEFINANCIARE   | 45.000                | 862.750    | 45.000           | 862.750    | 192.750                 | 192.750               |                    | 192.750                            | 340.427                |







| Capi-<br>tol | Sub-<br>capi-<br>tol | Pa-<br>ra-<br>graf | Gru-<br>pa /<br>Titlu | Ar-<br>ti-<br>col | Ali-<br>ne-<br>at | Denumire indicator   | Credite de angajament |            | Credite bugetare |            | Angajamente<br>bugetare | Angajamente<br>legale | Plati<br>efectuate | Angajamente<br>legale<br>de platit | Cheltuieli<br>efective |
|--------------|----------------------|--------------------|-----------------------|-------------------|-------------------|--|-----------------------|------------|------------------|------------|-------------------------|-----------------------|--------------------|------------------------------------|------------------------|
|              |                      |                    |                       |                   |                   |  | initiale              | definitive | initiale         | definitive |                         |                       |                    |                                    |                        |
| A            |                      |                    |                       |                   |                   | B  | 1                     | 2          | 3                | 4          | 5                       | 6                     | 7                  | 8=6-7                              | 9                      |
|              |                      |                    | 10                    | 03                |                   | Contributii  |                       |            |                  |            |                         |                       |                    |                                    | 66                     |
|              |                      |                    | 10                    | 03                | 07                | Contributia asiguratorie pentru munca                        |                       |            |                  |            |                         |                       |                    |                                    | 66                     |
|              |                      |                    | 20                    |                   |                   | TITLUL II BUNURI SI SERVICH                                  |                       |            | 60.818.110       | 54.459.080 | 46.257.406              | 45.729.725            | 36.526.549         | 9.203.176                          | 41.579.727             |
|              |                      |                    | 20                    | 01                |                   | Bunuri si servicii   |                       |            | 45.007.300       | 34.925.270 | 29.689.514              | 29.161.835            | 24.169.567         | 4.992.268                          | 27.910.494             |
|              |                      |                    | 20                    | 01                | 01                | Furnituri de birou   |                       |            | 1.022.000        | 702.000    | 472.047                 | 472.047               | 312.053            | 159.994                            | 600.816                |
|              |                      |                    | 20                    | 01                | 02                | Materiale pentru curatenie                                   |                       |            | 1.873.020        | 1.323.020  | 971.865                 | 971.865               | 713.087            | 258.778                            | 985.487                |
|              |                      |                    | 20                    | 01                | 03                | Incalzit, iluminat si forta motrica                          |                       |            | 8.853.500        | 10.253.500 | 10.253.500              | 9.951.499             | 8.444.940          | 1.506.559                          | 9.953.694              |
|              |                      |                    | 20                    | 01                | 04                | Apa, canal si salubritate                                    |                       |            | 1.490.000        | 1.790.000  | 1.770.000               | 1.649.235             | 1.510.477          | 138.758                            | 1.649.178              |
|              |                      |                    | 20                    | 01                | 05                | Carburanti si lubrifianti                                    |                       |            |                  | 61.000     | 47.808                  | 47.808                | 47.808             |                                    | 43.130                 |
|              |                      |                    | 20                    | 01                | 06                | Piese de schimb  |                       |            | 898.800          | 1.353.800  | 1.352.800               | 1.352.800             | 1.304.964          | 47.836                             | 1.345.882              |
|              |                      |                    | 20                    | 01                | 08                | Posta, telecomunicatii, radio, tv,<br>internet               |                       |            | 720.350          | 780.350    | 774.362                 | 673.727               | 468.883            | 204.844                            | 673.727                |
|              |                      |                    | 20                    | 01                | 09                | Materiale si prestari de servicii cu<br>caracter functional  |                       |            | 8.243.570        | 7.899.240  | 6.295.730               | 6.291.452             | 4.806.393          | 1.485.059                          | 5.510.326              |
|              |                      |                    | 20                    | 01                | 30                | Alte bunuri si servicii pentru<br>intretinere si functionare |                       |            | 21.906.060       | 10.762.360 | 7.751.402               | 7.751.402             | 6.560.962          | 1.190.440                          | 7.148.254              |
|              |                      |                    | 20                    | 02                |                   | Reparatii curente  |                       |            | 4.667.000        | 8.530.000  | 8.155.408               | 8.155.408             | 7.556.776          | 598.632                            | 7.897.847              |
|              |                      |                    | 20                    | 03                |                   | Hrana  |                       |            | 897.920          | 897.920    | 524.335                 | 524.335               | 470.955            | 53.380                             | 513.395                |
|              |                      |                    | 20                    | 03                | 01                | Hrana pentru oameni  |                       |            | 897.920          | 897.920    | 524.335                 | 524.335               | 470.955            | 53.380                             | 513.395                |
|              |                      |                    | 20                    | 04                |                   | Medicamente si materiale sanitare                            |                       |            | 351.600          | 55.600     |                         |                       |                    |                                    | 144.738                |
|              |                      |                    | 20                    | 04                | 01                | Medicamente  |                       |            |                  | 3.000      |                         |                       |                    |                                    | 2.999                  |
|              |                      |                    | 20                    | 04                | 02                | Materiale sanitare   |                       |            |                  | 1.000      |                         |                       |                    |                                    |                        |
|              |                      |                    | 20                    | 04                | 04                | Dezinfectanti  |                       |            | 351.600          | 51.600     |                         |                       |                    |                                    | 141.739                |
|              |                      |                    | 20                    | 05                |                   | Bunuri de natura obiectelor de inventar                      |                       |            | 3.795.070        | 4.051.070  | 2.877.797               | 2.877.796             | 1.504.923          | 1.372.873                          | 125.087                |
|              |                      |                    | 20                    | 05                | 30                | Alte obiecte de inventar                                     |                       |            | 3.795.070        | 4.051.070  | 2.877.797               | 2.877.796             | 1.504.923          | 1.372.873                          | 125.087                |
|              |                      |                    | 20                    | 14                |                   | Protectia muncii   |                       |            | 435.170          | 435.170    | 70.069                  | 70.069                | 49.231             | 20.838                             | 62.330                 |



| Capi-<br>tol | Sub-<br>capi-<br>tol | Pa-<br>ra-<br>graf | Gru-<br>pa /<br>Titlu | Ar-<br>ti-<br>col | Ali-<br>ne-<br>at | Denumire indicator   | Credite de angajament |            | Credite bugetare |            | Angajamente<br>bugetare | Angajamente<br>legale | Plati<br>efectuate | Angajamente<br>legale<br>de platit | Cheltuieli<br>efective |
|--------------|----------------------|--------------------|-----------------------|-------------------|-------------------|--|-----------------------|------------|------------------|------------|-------------------------|-----------------------|--------------------|------------------------------------|------------------------|
|              |                      |                    |                       |                   |                   |  | initiale              | definitive | initiale         | definitive |                         |                       |                    |                                    |                        |
| A            |                      |                    |                       |                   |                   | B  | 1                     | 2          | 3                | 4          | 5                       | 6                     | 7                  | 8=6-7                              | 9                      |
|              |                      |                    | 20                    | 30                |                   | Alte cheltuieli  |                       |            | 5.664.050        | 5.564.050  | 4.940.283               | 4.940.282             | 2.775.097          | 2.165.185                          | 4.925.836              |
|              |                      |                    | 20                    | 30                | 04                | Chirii   |                       |            | 5.448.690        | 5.348.690  | 4.868.207               | 4.868.206             | 2.703.021          | 2.165.185                          | 4.861.087              |
|              |                      |                    | 20                    | 30                | 30                | Alte cheltuieli cu bunuri si servicii  |                       |            | 215.360          | 215.360    | 72.076                  | 72.076                | 72.076             |                                    | 64.749                 |
|              |                      |                    | 55                    |                   |                   | TITLUL VII ALTE TRANSFERURI  |                       |            | 8.713.000        | 9.493.890  | 9.493.460               | 9.493.460             | 9.493.460          |                                    | 9.493.460              |
|              |                      |                    | 55                    | 01                |                   | A. Transferuri interne   |                       |            | 8.713.000        | 9.493.890  | 9.493.460               | 9.493.460             | 9.493.460          |                                    | 9.493.460              |
|              |                      |                    | 55                    | 01                | 63                | Finantarea invatamantului particular<br>sau confesional acreditat                                    |                       |            | 8.713.000        | 9.493.890  | 9.493.460               | 9.493.460             | 9.493.460          |                                    | 9.493.460              |
|              |                      |                    | 57                    |                   |                   | TITLUL VIII ASISTENTA SOCIALA  |                       |            | 9.199.000        | 7.524.000  | 3.627.927               | 3.627.926             | 3.619.797          | 8.129                              | 3.621.312              |
|              |                      |                    | 57                    | 02                |                   | Ajutoare sociale   |                       |            | 9.199.000        | 7.524.000  | 3.627.927               | 3.627.926             | 3.619.797          | 8.129                              | 3.621.312              |
|              |                      |                    | 57                    | 02                | 01                | Ajutoare sociale in numerar  |                       |            | 4.848.000        | 4.724.000  | 3.125.480               | 3.125.479             | 3.117.350          | 8.129                              | 3.118.866              |
|              |                      |                    | 57                    | 02                | 02                | Ajutoare sociale in natura   |                       |            | 4.351.000        | 2.800.000  | 502.447                 | 502.447               | 502.447            |                                    | 502.446                |
|              |                      |                    | 58                    |                   |                   | TITLUL X PROIECTE CU FINANTARE DIN<br>FONDURI EXTERNE NERAMBURSABILE<br>CADRULUI FINANCIAR 2014-2020 |                       |            | 68.624.630       | 12.763.950 | 8.011.099               | 8.011.099             | 5.975.605          | 2.035.494                          | 20.660                 |
|              |                      |                    | 58                    | 01                |                   | Programe din Fondul European de Dezvoltare<br>Regionala (FEDR)                                       |                       |            | 62.939.230       | 7.078.550  | 6.620.300               | 6.620.300             | 5.870.923          | 749.377                            |                        |
|              |                      |                    | 58                    | 01                | 01                | Finantarea nationala   |                       |            | 3.913.400        | 1.466.350  | 1.374.700               | 1.374.700             | 1.174.185          | 200.515                            |                        |
|              |                      |                    | 58                    | 01                | 02                | Finantarea externa nerambursabila  |                       |            | 59.025.830       | 5.612.200  | 5.245.600               | 5.245.600             | 4.696.738          | 548.862                            |                        |
|              |                      |                    | 58                    | 02                |                   | Programe din Fondul Social European (FSE)  |                       |            | 5.685.400        | 5.685.400  | 1.390.799               | 1.390.799             | 104.682            | 1.286.117                          | 20.660                 |
|              |                      |                    | 58                    | 02                | 01                | Finantarea nationala   |                       |            | 1.137.080        | 1.137.080  | 298.052                 | 298.052               | 20.937             | 277.115                            | 4.132                  |
|              |                      |                    | 58                    | 02                | 02                | Finantarea externa nerambursabila  |                       |            | 4.548.320        | 4.548.320  | 1.092.747               | 1.092.747             | 83.745             | 1.009.002                          | 16.528                 |
|              |                      |                    | 59                    |                   |                   | TITLUL XI ALTE CHELTUIELI  |                       |            | 10.807.000       | 17.634.900 | 13.528.983              | 13.528.983            | 12.913.637         | 615.346                            | 12.988.443             |
|              |                      |                    | 59                    | 01                |                   | Burse  |                       |            | 10.807.000       | 17.634.900 | 13.528.983              | 13.528.983            | 12.913.637         | 615.346                            | 12.988.443             |
|              |                      |                    | 70                    |                   |                   | CHELTUIELI DE CAPITAL  | 51.974.420            | 78.766.560 | 51.974.420       | 78.766.560 | 48.755.295              | 48.755.169            | 24.817.670         | 23.937.499                         | 3.809.004              |
|              |                      |                    | 71                    |                   |                   | TITLUL XIII ACTIVE NEFINANCIARE  | 51.974.420            | 78.766.560 | 51.974.420       | 78.766.560 | 48.755.295              | 48.755.169            | 24.817.670         | 23.937.499                         | 3.809.004              |
|              |                      |                    | 71                    | 01                |                   | Active fixe  | 51.974.420            | 78.766.560 | 51.974.420       | 78.766.560 | 48.755.295              | 48.755.169            | 24.817.670         | 23.937.499                         | 3.809.004              |



| Capi-<br>tol | Sub-<br>capi-<br>tol | Pa-<br>ra-<br>graf | Gru-<br>pa /<br>Titlu | Ar-<br>ti-<br>col | Ali-<br>ne-<br>at | Denumire indicator   | Credite de angajament |            | Credite bugetare |            | Angajamente<br>bugetare | Angajamente<br>legale | Plati<br>efectuate | Angajamente<br>legale<br>de platit | Cheltuieli<br>efective |
|--------------|----------------------|--------------------|-----------------------|-------------------|-------------------|--|-----------------------|------------|------------------|------------|-------------------------|-----------------------|--------------------|------------------------------------|------------------------|
|              |                      |                    |                       |                   |                   |  | initiale              | definitive | initiale         | definitive |                         |                       |                    |                                    |                        |
| A            |                      |                    |                       |                   |                   | B  | 1                     | 2          | 3                | 4          | 5                       | 6                     | 7                  | 8=6-7                              | 9                      |
|              |                      |                    | 71                    | 01                | 01                | Constructii  | 47.959.160            | 72.021.480 | 47.959.160       | 72.021.480 | 42.995.272              | 42.995.272            | 20.937.144         | 22.058.128                         | 3.201.252              |
|              |                      |                    | 71                    | 01                | 02                | Masini, echipamente si mijloace de<br>transport                                  |                       |            |                  |            |                         |                       |                    |                                    | 63.384                 |
|              |                      |                    | 71                    | 01                | 03                | Mobilier, aparatura birotica si alte<br>active corporale                         | 420.700               | 600.520    | 420.700          | 600.520    | 303.380                 | 303.380               | 303.380            |                                    | 264.746                |
|              |                      |                    | 71                    | 01                | 30                | Alte active fixe<br>(inclusiv reparatii capitale)                                | 3.594.560             | 6.144.560  | 3.594.560        | 6.144.560  | 5.456.643               | 5.456.517             | 3.577.146          | 1.879.371                          | 279.622                |
|              |                      |                    | 84                    |                   |                   | PLATI EFECTUATE IN ANII PRECEDENTI SI<br>RECUPERATE IN ANUL CURENT               |                       |            |                  |            | -207.689                | -207.689              | -207.689           |                                    |                        |
|              |                      |                    | 85                    |                   |                   | Titlul XIX PLATI EFECTUATE IN ANII<br>PRECEDENTI SI RECUPERATE<br>IN ANUL CURENT |                       |            |                  |            | -207.689                | -207.689              | -207.689           |                                    |                        |
|              |                      |                    | 85                    | 01                |                   | Plati efectuate in anii precedenti si<br>recuperate in anul curent               |                       |            |                  |            | -207.689                | -207.689              | -207.689           |                                    |                        |
|              |                      |                    | 85                    | 01                | 01                | Plati efectuate in anii precedenti si<br>recuperate in anul curent (SF)          |                       |            |                  |            | -207.689                | -207.689              | -207.689           |                                    |                        |
| 6602         |                      |                    |                       |                   |                   | SANATATE   |                       |            | 2.400.000        | 2.000.000  | 1.804.218               | 1.804.218             | 1.771.802          | 32.416                             | 1.901.256              |
|              |                      |                    | 01                    |                   |                   | CHELTUIELI CURENTE   |                       |            | 2.400.000        | 2.000.000  | 1.804.218               | 1.804.218             | 1.771.802          | 32.416                             | 1.901.256              |
|              |                      |                    | 10                    |                   |                   | TITLUL I CHELTUIELI DE PERSONAL  |                       |            | 2.300.000        | 1.900.000  | 1.711.709               | 1.711.709             | 1.711.709          |                                    | 1.801.733              |
|              |                      |                    | 10                    | 01                |                   | Cheltuieli salariale in bani   |                       |            | 2.247.000        | 1.855.000  | 1.676.244               | 1.676.244             | 1.676.244          |                                    | 1.761.995              |
|              |                      |                    | 10                    | 01                | 01                | Salarii de baza  |                       |            | 1.645.000        | 1.435.000  | 1.293.354               | 1.293.354             | 1.293.354          |                                    | 1.383.380              |
|              |                      |                    | 10                    | 01                | 05                | Sporuri pentru conditii de munca   |                       |            | 220.000          | 170.000    | 160.133                 | 160.133               | 160.133            |                                    | 163.560                |
|              |                      |                    | 10                    | 01                | 06                | Alte sporuri   |                       |            | 230.000          | 165.000    | 154.094                 | 154.094               | 154.094            |                                    | 153.824                |
|              |                      |                    | 10                    | 01                | 17                | Indemnizatii de hrana  |                       |            | 87.000           | 65.000     | 60.791                  | 60.791                | 60.791             |                                    | 61.231                 |
|              |                      |                    | 10                    | 01                | 30                | Alte drepturi salariale in bani  |                       |            | 65.000           | 20.000     | 7.872                   | 7.872                 | 7.872              |                                    |                        |
|              |                      |                    | 10                    | 03                |                   | Contributii  |                       |            | 53.000           | 45.000     | 35.465                  | 35.465                | 35.465             |                                    | 39.738                 |



| Capi-<br>tol | Sub-<br>capi-<br>tol | Pa-<br>ra-<br>graf | Gru-<br>pa /<br>Titlu | Ar-<br>ti-<br>col | Ali-<br>ne-<br>at | Denumire indicator                             | Credite de angajament |            | Credite bugetare |             | Angajamente<br>bugetare | Angajamente<br>legale | Plati<br>efectuate | Angajamente<br>legale<br>de platit | Cheltuieli<br>efective |
|--------------|----------------------|--------------------|-----------------------|-------------------|-------------------|--|-----------------------|------------|------------------|-------------|-------------------------|-----------------------|--------------------|------------------------------------|------------------------|
|              |                      |                    |                       |                   |                   |  | initiale              | definitive | initiale         | definitive  |                         |                       |                    |                                    |                        |
| A            |                      |                    |                       |                   |                   | B  | 1                     | 2          | 3                | 4           | 5                       | 6                     | 7                  | 8=6-7                              | 9                      |
|              |                      |                    | 10                    | 03                | 07                | Contributia asiguratorie pentru munca          |                       |            | 53.000           | 45.000      | 35.465                  | 35.465                | 35.465             |                                    | 39.738                 |
|              |                      |                    | 20                    |                   |                   | TITLUL II BUNURI SI SERVICII                   |                       |            | 100.000          | 100.000     | 92.509                  | 92.509                | 60.093             | 32.416                             | 99.523                 |
|              |                      |                    | 20                    | 04                |                   | Medicamente si materiale sanitare              |                       |            | 100.000          | 100.000     | 92.509                  | 92.509                | 60.093             | 32.416                             | 99.523                 |
|              |                      |                    | 20                    | 04                | 01                | Medicamente                                    |                       |            | 90.000           | 90.000      | 85.009                  | 85.009                | 53.383             | 31.626                             | 81.168                 |
|              |                      |                    | 20                    | 04                | 02                | Materiale sanitare                             |                       |            | 10.000           | 10.000      | 7.500                   | 7.500                 | 6.710              | 790                                | 18.355                 |
| 6702         |                      |                    |                       |                   |                   | CULTURA, RECREERE SI RELIGIE                   | 32.280.060            | 43.739.020 | 198.200.060      | 215.350.850 | 208.649.890             | 208.649.890           | 174.319.898        | 34.329.992                         | 152.287.020            |
|              |                      |                    | 01                    |                   |                   | CHELTUIELI CURENTE                             |                       |            | 165.920.000      | 171.611.830 | 165.579.297             | 165.579.297           | 141.924.497        | 23.654.800                         | 152.121.895            |
|              |                      |                    | 10                    |                   |                   | TITLUL I CHELTUIELI DE PERSONAL                |                       |            | 3.300.000        | 2.800.000   | 2.786.718               | 2.786.718             | 2.579.110          | 207.608                            | 2.502.427              |
|              |                      |                    | 10                    | 01                |                   | Cheltuieli salariale in bani                   |                       |            | 3.221.930        | 2.734.150   | 2.720.870               | 2.720.870             | 2.521.372          | 199.498                            | 2.447.189              |
|              |                      |                    | 10                    | 01                | 01                | Salarii de baza                                |                       |            | 2.725.160        | 2.385.150   | 2.385.150               | 2.385.150             | 2.185.652          | 199.498                            | 2.130.501              |
|              |                      |                    | 10                    | 01                | 05                | Sporuri pentru conditii de munca               |                       |            | 297.520          | 185.470     | 176.030                 | 176.030               | 176.030            |                                    | 178.344                |
|              |                      |                    | 10                    | 01                | 06                | Alte sporuri                                   |                       |            | 6.740            | 6.740       | 5.847                   | 5.847                 | 5.847              |                                    | 5.822                  |
|              |                      |                    | 10                    | 01                | 17                | Indemnizatii de hrana                          |                       |            | 156.850          | 140.320     | 137.437                 | 137.437               | 137.437            |                                    | 119.502                |
|              |                      |                    | 10                    | 01                | 30                | Alte drepturi salariale in bani                |                       |            | 35.660           | 16.470      | 16.406                  | 16.406                | 16.406             |                                    | 13.020                 |
|              |                      |                    | 10                    | 03                |                   | Contributii                                    |                       |            | 78.070           | 65.850      | 65.848                  | 65.848                | 57.738             | 8.110                              | 55.238                 |
|              |                      |                    | 10                    | 03                | 07                | Contributia asiguratorie pentru munca          |                       |            | 78.070           | 65.850      | 65.848                  | 65.848                | 57.738             | 8.110                              | 55.238                 |
|              |                      |                    | 20                    |                   |                   | TITLUL II BUNURI SI SERVICII                   |                       |            | 160.670.000      | 168.227.400 | 162.213.149             | 162.213.149           | 139.256.430        | 22.956.719                         | 149.466.730            |
|              |                      |                    | 20                    | 01                |                   | Bunuri si servicii                             |                       |            | 155.941.750      | 162.875.150 | 156.863.486             | 156.863.486           | 135.833.453        | 21.030.033                         | 144.549.260            |
|              |                      |                    | 20                    | 01                | 01                | Furnituri de birou                             |                       |            | 10.000           | 15.000      | 14.989                  | 14.989                | 9.990              | 4.999                              | 7.800                  |
|              |                      |                    | 20                    | 01                | 02                | Materiale pentru curatenie                     |                       |            | 12.000           | 22.000      | 21.967                  | 21.967                | 11.978             | 9.989                              | 13.581                 |
|              |                      |                    | 20                    | 01                | 03                | Incalzit, iluminat si forta motrica            |                       |            | 70.000           | 73.400      | 68.069                  | 68.069                | 68.069             |                                    | 68.069                 |
|              |                      |                    | 20                    | 01                | 04                | Apa, canal si salubritate                      |                       |            | 10.000           | 6.000       | 5.753                   | 5.753                 | 5.753              |                                    | 5.753                  |
|              |                      |                    | 20                    | 01                | 05                | Carburanti si lubrifianti                      |                       |            | 20.000           | 5.000       | 5.000                   | 5.000                 | 5.000              |                                    | 5.800                  |
|              |                      |                    | 20                    | 01                | 06                | Piese de schimb                                |                       |            | 10.000           | 8.700       | 8.690                   | 8.690                 | 8.453              | 237                                | 8.691                  |
|              |                      |                    | 20                    | 01                | 08                | Posta, telecomunicatii, radio, tv,<br>internet |                       |            | 80.000           | 61.000      | 56.384                  | 56.384                | 56.375             | 9                                  | 56.384                 |





| Capi-<br>tol | Sub-<br>capi-<br>tol | Pa-<br>ra-<br>graf | Gru-<br>pa /<br>Titlu | Ar-<br>ti-<br>col | Ali-<br>ne-<br>at | Denumire indicator   | Credite de angajament |            | Credite bugetare |             | Angajamente<br>bugetare | Angajamente<br>legale | Plati<br>efectuate | Angajamente<br>legale<br>de platit | Cheltuieli<br>efective |
|--------------|----------------------|--------------------|-----------------------|-------------------|-------------------|--|-----------------------|------------|------------------|-------------|-------------------------|-----------------------|--------------------|------------------------------------|------------------------|
|              |                      |                    |                       |                   |                   |  | initiale              | definitive | initiale         | definitive  |                         |                       |                    |                                    |                        |
| A            |                      |                    |                       |                   |                   | B  | 1                     | 2          | 3                | 4           | 5                       | 6                     | 7                  | 8=6-7                              | 9                      |
|              |                      |                    |                       |                   |                   | PRECEDENTI SI RECUPERATE<br>IN ANUL CURENT                                       |                       |            |                  |             | -95.347                 | -95.347               | -95.347            |                                    |                        |
|              |                      |                    |                       |                   |                   | 85 01 Plati efectuate in anii precedenti si<br>recuperate in anul curent         |                       |            |                  |             | -95.347                 | -95.347               | -95.347            |                                    |                        |
|              |                      |                    |                       |                   |                   | 85 01 01 Plati efectuate in anii precedenti si<br>recuperate in anul curent (SF) |                       |            |                  |             | -38.143                 | -38.143               | -38.143            |                                    |                        |
|              |                      |                    |                       |                   |                   | 85 01 02 Plati efectuate in anii precedenti si<br>recuperate in anul curent (SD) |                       |            |                  |             | -57.204                 | -57.204               | -57.204            |                                    |                        |
| 6802         |                      |                    |                       |                   |                   | ASIGURARI SI ASISTENTA SOCIALA   | 4.300.000             | 1.861.840  | 167.000.000      | 167.140.000 | 165.556.330             | 165.556.330           | 151.059.614        | 14.496.716                         | 151.026.834            |
|              |                      |                    |                       |                   |                   | 01 CHELTUIELI CURENTE  |                       |            | 162.200.000      | 165.278.160 | 165.028.317             | 165.028.317           | 152.388.242        | 12.640.075                         | 150.106.431            |
|              |                      |                    |                       |                   |                   | 10 TITLUL I CHELTUIELI DE PERSONAL   |                       |            | 86.300.000       | 91.344.000  | 91.228.600              | 91.228.600            | 87.126.838         | 4.101.762                          | 80.523.543             |
|              |                      |                    |                       |                   |                   | 10 01 Cheltuieli salariale in bani   |                       |            | 84.447.000       | 89.399.000  | 89.293.205              | 89.293.205            | 85.490.604         | 3.802.601                          | 78.760.063             |
|              |                      |                    |                       |                   |                   | 10 01 01 Salarii de baza   |                       |            | 62.977.000       | 70.128.000  | 70.059.990              | 70.059.990            | 67.147.286         | 2.912.704                          | 59.317.601             |
|              |                      |                    |                       |                   |                   | 10 01 05 Sporuri pentru conditii de munca  |                       |            | 240.000          | 210.000     | 198.890                 | 198.890               | 198.890            |                                    | 183.029                |
|              |                      |                    |                       |                   |                   | 10 01 06 Alte sporuri  |                       |            | 930.000          | 633.000     | 618.811                 | 618.811               | 605.724            | 13.087                             | 589.082                |
|              |                      |                    |                       |                   |                   | 10 01 12 Indemnizatii platite unor persoane din<br>afara unitatii                |                       |            | 225.000          | 235.000     | 235.000                 | 235.000               | 225.000            | 10.000                             | 239.152                |
|              |                      |                    |                       |                   |                   | 10 01 17 Indemnizatii de hrana   |                       |            | 5.934.000        | 4.843.000   | 4.834.958               | 4.834.958             | 4.618.748          | 216.210                            | 5.361.652              |
|              |                      |                    |                       |                   |                   | 10 01 30 Alte drepturi salariale in bani   |                       |            | 14.141.000       | 13.350.000  | 13.345.556              | 13.345.556            | 12.694.956         | 650.600                            | 13.069.547             |
|              |                      |                    |                       |                   |                   | 10 03 Contributii  |                       |            | 1.853.000        | 1.945.000   | 1.935.395               | 1.935.395             | 1.636.234          | 299.161                            | 1.763.480              |
|              |                      |                    |                       |                   |                   | 10 03 07 Contributia asiguratorie pentru munca                                   |                       |            | 1.853.000        | 1.945.000   | 1.935.395               | 1.935.395             | 1.636.234          | 299.161                            | 1.763.480              |
|              |                      |                    |                       |                   |                   | 20 TITLUL II BUNURI SI SERVICII  |                       |            | 19.400.000       | 18.738.160  | 18.603.717              | 18.603.717            | 11.836.343         | 6.767.374                          | 16.193.155             |
|              |                      |                    |                       |                   |                   | 20 01 Bunuri si servicii   |                       |            | 15.062.000       | 13.641.960  | 13.537.335              | 13.537.335            | 9.798.045          | 3.739.290                          | 11.915.067             |
|              |                      |                    |                       |                   |                   | 20 01 01 Furnituri de birou  |                       |            | 127.000          | 127.000     | 127.000                 | 127.000               | 53.753             | 73.247                             | 78.802                 |
|              |                      |                    |                       |                   |                   | 20 01 02 Materiale pentru curatenie  |                       |            | 425.000          | 385.000     | 338.006                 | 338.006               | 131.796            | 206.210                            | 290.362                |
|              |                      |                    |                       |                   |                   | 20 01 03 Incalzit, iluminat si forta motrica                                     |                       |            | 1.805.000        | 2.153.000   | 2.128.274               | 2.128.274             | 1.495.239          | 633.035                            | 1.770.662              |









| Capi-<br>tol | Sub-<br>capi-<br>tol | Pa-<br>ra-<br>graf | Gru-<br>pa /<br>Titlu | Ar-<br>ti-<br>col | Ali-<br>ne-<br>at | Denumire indicator   | Credite de angajament |             | Credite bugetare |             | Angajamente<br>bugetare | Angajamente<br>legale | Plati<br>efectuate | Angajamente<br>legale<br>de platit | Cheltuieli<br>efective |
|--------------|----------------------|--------------------|-----------------------|-------------------|-------------------|--|-----------------------|-------------|------------------|-------------|-------------------------|-----------------------|--------------------|------------------------------------|------------------------|
|              |                      |                    |                       |                   |                   |  | initiale              | definitive  | initiale         | definitive  |                         |                       |                    |                                    |                        |
| A            |                      |                    |                       |                   |                   | B  | 1                     | 2           | 3                | 4           | 5                       | 6                     | 7                  | 8=6-7                              | 9                      |
|              |                      |                    |                       |                   |                   | (inclusiv reparatii capitale)  | 1.038.180             | 1.178.270   | 1.038.180        | 1.178.270   | 1.178.270               | 1.178.270             |                    | 1.178.270                          | 443.504                |
|              |                      |                    | 84                    |                   |                   | PLATI EFECTUATE IN ANII PRECEDENTI SI<br>RECUPERATE IN ANUL CURENT               |                       |             |                  |             | -1.333.827              | -1.333.827            | -1.333.827         |                                    |                        |
|              |                      |                    | 85                    |                   |                   | Titlul XIX PLATI EFECTUATE IN ANII<br>PRECEDENTI SI RECUPERATE<br>IN ANUL CURENT |                       |             |                  |             | -1.333.827              | -1.333.827            | -1.333.827         |                                    |                        |
|              |                      |                    | 85                    | 01                |                   | Plati efectuate in anii precedenti si<br>recuperate in anul curent               |                       |             |                  |             | -1.333.827              | -1.333.827            | -1.333.827         |                                    |                        |
|              |                      |                    | 85                    | 01                | 01                | Plati efectuate in anii precedenti si<br>recuperate in anul curent (SF)          |                       |             |                  |             | -1.333.827              | -1.333.827            | -1.333.827         |                                    |                        |
| 7000         | 02                   |                    |                       |                   |                   | Partea IV-a SERVICII SI DEZVOLTARE<br>PUBLICA, LOCUINTE, MEDIU SI APE            | 81.275.090            | 120.480.800 | 267.639.590      | 316.761.270 | 309.767.750             | 309.767.750           | 223.852.856        | 85.914.894                         | 172.551.242            |
| 7002         |                      |                    |                       |                   |                   | LOCUINTE, SERVICII SI DEZVOLTARE PUBLICA   | 79.387.350            | 118.593.060 | 115.251.850      | 154.373.530 | 147.612.886             | 147.612.886           | 81.354.413         | 66.258.473                         | 26.206.359             |
|              |                      |                    | 01                    |                   |                   | CHELTUIELI CURENTE   |                       |             | 35.864.500       | 35.780.470  | 35.780.470              | 35.780.470            | 11.602.416         | 24.178.054                         | 18.548.226             |
|              |                      |                    | 10                    |                   |                   | TITLUL I CHELTUIELI DE PERSONAL  |                       |             | 1.536.500        | 1.456.500   | 1.456.500               | 1.456.500             | 1.118.346          | 338.154                            | 1.262.364              |
|              |                      |                    | 10                    | 01                |                   | Cheltuieli salariale in bani   |                       |             | 1.472.000        | 1.412.000   | 1.412.000               | 1.412.000             | 1.091.342          | 320.658                            | 1.234.594              |
|              |                      |                    | 10                    | 01                | 01                | Salarii de baza  |                       |             | 1.127.000        | 1.197.000   | 1.197.000               | 1.197.000             | 953.717            | 243.283                            | 1.077.946              |
|              |                      |                    | 10                    | 01                | 05                | Sporuri pentru conditii de munca   |                       |             | 138.000          | 88.000      | 88.000                  | 88.000                | 61.605             | 26.395                             | 82.114                 |
|              |                      |                    | 10                    | 01                | 17                | Indemnizatii de hrana  |                       |             | 84.000           | 64.000      | 64.000                  | 64.000                | 46.009             | 17.991                             | 52.071                 |
|              |                      |                    | 10                    | 01                | 30                | Alte drepturi salariale in bani  |                       |             | 123.000          | 63.000      | 63.000                  | 63.000                | 30.011             | 32.989                             | 22.463                 |
|              |                      |                    | 10                    | 03                |                   | Contributii  |                       |             | 64.500           | 44.500      | 44.500                  | 44.500                | 27.004             | 17.496                             | 27.770                 |
|              |                      |                    | 10                    | 03                | 07                | Contributia asiguratorie pentru munca  |                       |             | 64.500           | 44.500      | 44.500                  | 44.500                | 27.004             | 17.496                             | 27.770                 |
|              |                      |                    | 20                    |                   |                   | TITLUL II BUNURI SI SERVICII   |                       |             | 33.640.000       | 33.675.970  | 33.675.970              | 33.675.970            | 10.272.012         | 23.403.958                         | 17.274.301             |
|              |                      |                    | 20                    | 01                |                   | Bunuri si servicii   |                       |             | 32.810.000       | 30.635.970  | 30.635.970              | 30.635.970            | 10.201.018         | 20.434.952                         | 15.539.944             |
|              |                      |                    | 20                    | 01                | 01                | Furnituri de birou   |                       |             | 150.000          | 150.000     | 150.000                 | 150.000               | 52.716             | 97.284                             | 15.482                 |
|              |                      |                    | 20                    | 01                | 02                | Materiale pentru curatenie   |                       |             | 440.000          | 440.000     | 440.000                 | 440.000               | 45.984             | 394.016                            | 24.666                 |



| Capi-<br>tol | Sub-<br>capi-<br>tol | Pa-<br>ra-<br>graf | Gru-<br>pa /<br>Titlu | Ar-<br>ti-<br>col | Ali-<br>ne-<br>at | Denumire indicator  | Credite de angajament |            | Credite bugetare |            | Angajamente<br>bugetare | Angajamente<br>legale | Plati<br>efectuate | Angajamente<br>legale<br>de platit | Cheltuieli<br>efective |
|--------------|----------------------|--------------------|-----------------------|-------------------|-------------------|---|-----------------------|------------|------------------|------------|-------------------------|-----------------------|--------------------|------------------------------------|------------------------|
|              |                      |                    |                       |                   |                   |   | initiale              | definitive | initiale         | definitive |                         |                       |                    |                                    |                        |
| A            |                      |                    |                       |                   |                   | B   | 1                     | 2          | 3                | 4          | 5                       | 6                     | 7                  | 8=6-7                              | 9                      |
|              |                      |                    | 20                    | 01                | 03                | Incalzit, iluminat si forta motrica   |                       |            | 5.925.000        | 6.425.000  | 6.425.000               | 6.425.000             | 2.061.485          | 4.363.515                          | 3.735.579              |
|              |                      |                    | 20                    | 01                | 04                | Apa, canal si salubritate   |                       |            | 9.345.000        | 12.353.970 | 12.353.970              | 12.353.970            | 2.419.201          | 9.934.769                          | 5.558.978              |
|              |                      |                    | 20                    | 01                | 06                | Piese de schimb   |                       |            |                  | 75.000     | 75.000                  | 75.000                |                    | 75.000                             |                        |
|              |                      |                    | 20                    | 01                | 08                | Posta, telecomunicatii, radio, tv,<br>internet  |                       |            | 200.000          | 200.000    | 200.000                 | 200.000               | 78.845             | 121.155                            | 59.527                 |
|              |                      |                    | 20                    | 01                | 09                | Materiale si prestari de servicii cu<br>caracter functional   |                       |            | 3.690.000        | 1.610.000  | 1.610.000               | 1.610.000             | 488.103            | 1.121.897                          | 570.806                |
|              |                      |                    | 20                    | 01                | 30                | Alte bunuri si servicii pentru<br>intretinere si functionare  |                       |            | 13.060.000       | 9.382.000  | 9.382.000               | 9.382.000             | 5.054.684          | 4.327.316                          | 5.574.906              |
|              |                      |                    | 20                    | 02                |                   | Reparatii curente   |                       |            | 500.000          | 2.710.000  | 2.710.000               | 2.710.000             |                    | 2.710.000                          | 1.667.338              |
|              |                      |                    | 20                    | 05                |                   | Bunuri de natura obiectelor de inventar   |                       |            | 10.000           | 10.000     | 10.000                  | 10.000                |                    | 10.000                             |                        |
|              |                      |                    | 20                    | 05                | 30                | Alte obiecte de inventar  |                       |            | 10.000           | 10.000     | 10.000                  | 10.000                |                    | 10.000                             |                        |
|              |                      |                    | 20                    | 14                |                   | Protectia muncii  |                       |            | 10.000           | 10.000     | 10.000                  | 10.000                |                    | 10.000                             |                        |
|              |                      |                    | 20                    | 25                |                   | Cheltuieli judiciare si extrajudiciare<br>derivate din actiuni in reprezentarea<br>intereselor statului, potrivit<br>dispozitiilor legale |                       |            | 250.000          | 250.000    | 250.000                 | 250.000               | 65.350             | 184.650                            | 61.375                 |
|              |                      |                    | 20                    | 30                |                   | Alte cheltuieli   |                       |            | 60.000           | 60.000     | 60.000                  | 60.000                | 5.644              | 54.356                             | 5.644                  |
|              |                      |                    | 20                    | 30                | 03                | Prime de asigurare non-viata  |                       |            | 10.000           | 10.000     | 10.000                  | 10.000                | 2.595              | 7.405                              | 2.595                  |
|              |                      |                    | 20                    | 30                | 30                | Alte cheltuieli cu bunuri si servicii   |                       |            | 50.000           | 50.000     | 50.000                  | 50.000                | 3.049              | 46.951                             | 3.049                  |
|              |                      |                    | 58                    |                   |                   | TITLUL X PROIECTE CU FINANTARE DIN<br>FONDURI EXTERNE NERAMBURSABILE<br>CADRULUI FINANCIAR 2014-2020                                      |                       |            | 628.000          | 628.000    | 628.000                 | 628.000               | 202.497            | 425.503                            |                        |
|              |                      |                    | 58                    | 01                |                   | Programe din Fondul European de Dezvoltare<br>Regionala (FEDR)  |                       |            | 628.000          | 628.000    | 628.000                 | 628.000               | 202.497            | 425.503                            |                        |
|              |                      |                    | 58                    | 01                | 01                | Finantarea nationala  |                       |            | 62.800           |            |                         |                       |                    |                                    |                        |



| Capi-<br>tol | Sub-<br>capi-<br>tol | Pa-<br>ra-<br>graf | Gru-<br>pa /<br>Titlu | Ar-<br>ti-<br>col | Ali-<br>ne-<br>at | Denumire indicator   | Credite de angajament |             | Credite bugetare |             | Angajamente<br>bugetare | Angajamente<br>legale | Plati<br>efectuate | Angajamente<br>legale<br>de platit | Cheltuieli<br>efective |
|--------------|----------------------|--------------------|-----------------------|-------------------|-------------------|--|-----------------------|-------------|------------------|-------------|-------------------------|-----------------------|--------------------|------------------------------------|------------------------|
|              |                      |                    |                       |                   |                   |  | initiale              | definitive  | initiale         | definitive  |                         |                       |                    |                                    |                        |
| A            |                      |                    |                       |                   |                   | B  | 1                     | 2           | 3                | 4           | 5                       | 6                     | 7                  | 8=6-7                              | 9                      |
|              |                      |                    | 58                    | 01                | 02                | Finantarea externa nerambursabila  |                       |             | 565.200          |             |                         |                       |                    |                                    |                        |
|              |                      |                    | 58                    | 01                | 03                | Cheltuieli neeligibile   |                       |             |                  | 628.000     | 628.000                 | 628.000               | 202.497            | 425.503                            |                        |
|              |                      |                    | 59                    |                   |                   | TITLUL XI ALTE CHELTUIELI  |                       |             | 60.000           | 20.000      | 20.000                  | 20.000                | 9.561              | 10.439                             | 11.561                 |
|              |                      |                    | 59                    | 40                |                   | Sume aferente persoanelor cu handicap<br>neincadrate                             |                       |             | 60.000           | 20.000      | 20.000                  | 20.000                | 9.561              | 10.439                             | 11.561                 |
|              |                      |                    | 70                    |                   |                   | CHELTUIELI DE CAPITAL  | 79.387.350            | 118.593.060 | 79.387.350       | 118.593.060 | 112.204.090             | 112.204.090           | 70.123.671         | 42.080.419                         | 7.658.133              |
|              |                      |                    | 71                    |                   |                   | TITLUL XIII ACTIVE NEFINANCIARE  | 79.387.350            | 118.593.060 | 79.387.350       | 118.593.060 | 112.204.090             | 112.204.090           | 70.123.671         | 42.080.419                         | 7.658.133              |
|              |                      |                    | 71                    | 01                |                   | Active fixe  | 79.387.350            | 118.593.060 | 79.387.350       | 118.593.060 | 112.204.090             | 112.204.090           | 70.123.671         | 42.080.419                         | 7.658.133              |
|              |                      |                    | 71                    | 01                | 01                | Constructii  | 70.659.520            | 103.385.130 | 70.659.520       | 103.385.130 | 100.649.660             | 100.649.660           | 61.125.586         | 39.524.074                         | 7.452.435              |
|              |                      |                    | 71                    | 01                | 02                | Masini, echipamente si mijloace de<br>transport                                  |                       |             |                  |             |                         |                       |                    |                                    | 37.786                 |
|              |                      |                    | 71                    | 01                | 03                | Mobilier, aparatura birotica si alte<br>active corporale                         |                       |             |                  |             |                         |                       |                    |                                    | 79.946                 |
|              |                      |                    | 71                    | 01                | 30                | Alte active fixe<br>(inclusiv reparatii capitale)                                | 8.727.830             | 15.207.930  | 8.727.830        | 15.207.930  | 11.554.430              | 11.554.430            | 8.998.085          | 2.556.345                          | 87.966                 |
|              |                      |                    | 84                    |                   |                   | PLATI EFECTUATE IN ANII PRECEDENTI SI<br>RECUPERATE IN ANUL CURENT               |                       |             |                  |             | -371.674                | -371.674              | -371.674           |                                    |                        |
|              |                      |                    | 85                    |                   |                   | Titlul XIX PLATI EFECTUATE IN ANII<br>PRECEDENTI SI RECUPERATE<br>IN ANUL CURENT |                       |             |                  |             | -371.674                | -371.674              | -371.674           |                                    |                        |
|              |                      |                    | 85                    | 01                |                   | Plati efectuate in anii precedenti si<br>recuperate in anul curent               |                       |             |                  |             | -371.674                | -371.674              | -371.674           |                                    |                        |
|              |                      |                    | 85                    | 01                | 01                | Plati efectuate in anii precedenti si<br>recuperate in anul curent (SF)          |                       |             |                  |             | -371.674                | -371.674              | -371.674           |                                    |                        |
| 7402         |                      |                    |                       |                   |                   | PROTECTIA MEDIULUI   | 1.887.740             | 1.887.740   | 152.387.740      | 162.387.740 | 162.154.864             | 162.154.864           | 142.498.443        | 19.656.421                         | 146.344.883            |
|              |                      |                    | 01                    |                   |                   | CHELTUIELI CURENTE   |                       |             | 150.500.000      | 160.500.000 | 160.500.000             | 160.500.000           | 140.972.088        | 19.527.912                         | 146.344.883            |





| Capi-<br>tol | Sub-<br>capi-<br>tol | Pa-<br>ra-<br>graf | Gru-<br>pa /<br>Titlu | Ar-<br>ti-<br>col | Ali-<br>ne-<br>at | Denumire indicator  | Credite de angajament |             | Credite bugetare |             | Angajamente<br>bugetare | Angajamente<br>legale | Plati<br>efectuate | Angajamente<br>legale<br>de platit | Cheltuieli<br>efective |
|--------------|----------------------|--------------------|-----------------------|-------------------|-------------------|---|-----------------------|-------------|------------------|-------------|-------------------------|-----------------------|--------------------|------------------------------------|------------------------|
|              |                      |                    |                       |                   |                   |   | initiale              | definitive  | initiale         | definitive  |                         |                       |                    |                                    |                        |
| A            |                      |                    |                       |                   |                   | B   | 1                     | 2           | 3                | 4           | 5                       | 6                     | 7                  | 8=6-7                              | 9                      |
|              |                      |                    |                       |                   |                   | recuperate in anul curent   |                       |             |                  |             | -232.876                | -232.876              | -232.876           |                                    |                        |
|              |                      |                    | 85                    | 01                | 01                | Plati efectuate in anii precedenti si<br>recuperate in anul curent (SF) |                       |             |                  |             | -232.876                | -232.876              | -232.876           |                                    |                        |
| 8000         | 02                   |                    |                       |                   |                   | Partea V-a ACTIUNI ECONOMICE  | 60.036.250            | 112.351.700 | 199.872.320      | 329.691.930 | 288.108.919             | 288.108.919           | 220.493.893        | 67.615.026                         | 20.334.417             |
| 8402         |                      |                    |                       |                   |                   | TRANSPORTURI  | 60.036.250            | 112.351.700 | 199.872.320      | 329.691.930 | 288.108.919             | 288.108.919           | 220.493.893        | 67.615.026                         | 20.334.417             |
|              |                      |                    | 01                    |                   |                   | CHELTUIELI CURENTE  |                       |             | 86.481.370       | 153.022.670 | 130.122.223             | 130.122.223           | 93.261.596         | 36.860.627                         | 13.669.814             |
|              |                      |                    | 10                    |                   |                   | TITLUL I CHELTUIELI DE PERSONAL   |                       |             | 7.000.000        | 8.390.420   | 8.390.216               | 8.390.216             | 8.390.216          |                                    | 8.136.915              |
|              |                      |                    | 10                    | 01                |                   | Cheltuieli salariale in bani  |                       |             | 6.845.000        | 8.187.470   | 8.187.280               | 8.187.280             | 8.187.280          |                                    | 7.957.862              |
|              |                      |                    | 10                    | 01                | 01                | Salarii de baza   |                       |             | 5.806.000        | 7.052.170   | 7.052.167               | 7.052.167             | 7.052.167          |                                    | 6.873.100              |
|              |                      |                    | 10                    | 01                | 05                | Sporuri pentru conditii de munca  |                       |             | 507.900          | 626.500     | 626.417                 | 626.417               | 626.417            |                                    | 622.495                |
|              |                      |                    | 10                    | 01                | 06                | Alte sporuri  |                       |             |                  | 64.900      | 64.892                  | 64.892                | 64.892             |                                    | 64.892                 |
|              |                      |                    | 10                    | 01                | 17                | Indemnizatii de hrana   |                       |             | 212.000          | 254.600     | 254.556                 | 254.556               | 254.556            |                                    | 257.058                |
|              |                      |                    | 10                    | 01                | 30                | Alte drepturi salariale in bani   |                       |             | 319.100          | 189.300     | 189.248                 | 189.248               | 189.248            |                                    | 140.317                |
|              |                      |                    | 10                    | 03                |                   | Contributii   |                       |             | 155.000          | 202.950     | 202.936                 | 202.936               | 202.936            |                                    | 179.053                |
|              |                      |                    | 10                    | 03                | 07                | Contributia asiguratorie pentru munca                                   |                       |             | 155.000          | 202.950     | 202.936                 | 202.936               | 202.936            |                                    | 179.053                |
|              |                      |                    | 20                    |                   |                   | TITLUL II BUNURI SI SERVICII  |                       |             | 11.574.300       | 12.213.800  | 10.813.586              | 10.813.586            | 4.811.512          | 6.002.074                          | 5.410.416              |
|              |                      |                    | 20                    | 01                |                   | Bunuri si servicii  |                       |             | 3.996.300        | 4.926.800   | 4.037.184               | 4.037.184             | 2.556.773          | 1.480.411                          | 3.705.703              |
|              |                      |                    | 20                    | 01                | 01                | Furnituri de birou  |                       |             | 17.000           | 38.000      | 31.797                  | 31.797                | 27.634             | 4.163                              | 29.923                 |
|              |                      |                    | 20                    | 01                | 02                | Materiale pentru curatenie  |                       |             | 10.000           | 15.000      | 6.118                   | 6.118                 | 6.118              |                                    | 6.270                  |
|              |                      |                    | 20                    | 01                | 03                | Incalzit, iluminat si forta motrica                                     |                       |             | 65.000           | 45.000      | 35.485                  | 35.485                | 26.654             | 8.831                              | 34.122                 |
|              |                      |                    | 20                    | 01                | 04                | Apa, canal si salubritate   |                       |             | 3.000            | 6.000       | 1.585                   | 1.585                 | 1.585              |                                    | 1.585                  |
|              |                      |                    | 20                    | 01                | 05                | Carburanti si lubrifianti   |                       |             | 30.000           | 87.600      | 69.231                  | 69.231                | 52.809             | 16.422                             | 72.500                 |
|              |                      |                    | 20                    | 01                | 08                | Posta, telecomunicatii, radio, tv,<br>internet                          |                       |             | 230.000          | 262.000     | 170.704                 | 170.704               | 149.809            | 20.895                             | 153.803                |
|              |                      |                    | 20                    | 01                | 09                | Materiale si prestari de servicii cu<br>caracter functional             |                       |             | 2.400.000        | 2.581.900   | 2.206.633               | 2.206.633             | 1.300.823          | 905.810                            | 1.965.326              |









| Capi-<br>tol | Sub-<br>capi-<br>tol | Pa-<br>ra-<br>graf | Gru-<br>pa /<br>Titlu | Ar-<br>ti-<br>col | Ali-<br>ne-<br>at | Denumire indicator  | Credite de angajament |            | Credite bugetare |            | Angajamente<br>bugetare | Angajamente<br>legale | Plati<br>efectuate | Angajamente<br>legale<br>de platit | Cheltuieli<br>efective |
|--------------|----------------------|--------------------|-----------------------|-------------------|-------------------|---|-----------------------|------------|------------------|------------|-------------------------|-----------------------|--------------------|------------------------------------|------------------------|
|              |                      |                    |                       |                   |                   |   | initiale              | definitive | initiale         | definitive |                         |                       |                    |                                    |                        |
| A            |                      |                    |                       |                   |                   | B   | 1                     | 2          | 3                | 4          | 5                       | 6                     | 7                  | 8=6-7                              | 9                      |
|              |                      |                    |                       |                   |                   | recuperate in anul curent   |                       |            |                  |            | -168.699                | -168.699              | -168.699           |                                    |                        |
|              | 85                   | 01                 | 01                    |                   |                   | Plati efectuate in anii precedenti si<br>recuperate in anul curent (SF) |                       |            |                  |            | -6.034                  | -6.034                | -6.034             |                                    |                        |
|              | 85                   | 01                 | 02                    |                   |                   | Plati efectuate in anii precedenti si<br>recuperate in anul curent (SD) |                       |            |                  |            |                         | -162.665              | -162.665           |                                    |                        |

Conducatorul institutiei,



Conducatorul compartimentului







MUNICIPIUL BUCURESTI

CONTUL DE EXECUTIE AL IMPRUMUTURILOR INTERNE  
SECTIUNEA DE DEZVOLTARE  
31.12.2021

Pag. 1 - lei-

| Capi-<br>tol | Sub-<br>capi-<br>tol | Pa-<br>ra-<br>graf | Gru-<br>pa /<br>Titlu | Ar-<br>ti-<br>col | Ali-<br>ne-<br>at | Denumire indicator   | Credite de angajament |            | Credite bugetare |             | Angajamente<br>bugetare | Angajamente<br>legale | Plati<br>efectuate | Angajamente<br>legale<br>de platit | Cheltuieli<br>efective |
|--------------|----------------------|--------------------|-----------------------|-------------------|-------------------|--|-----------------------|------------|------------------|-------------|-------------------------|-----------------------|--------------------|------------------------------------|------------------------|
|              |                      |                    |                       |                   |                   |  | initiale              | definitive | initiale         | definitive  |                         |                       |                    |                                    |                        |
| A            |                      |                    |                       |                   |                   | B  | 1                     | 2          | 3                | 4           | 5                       | 6                     | 7                  | 8=6-7                              | 9                      |
| 5007         |                      |                    |                       |                   |                   | CREDITE INTERNE  | 47.492.270            | 63.901.550 | 203.340.550      | 218.494.760 | 212.984.270             | 212.984.270           | 59.720.525         | 153.263.745                        | 6.062.783              |
|              | 01                   |                    |                       |                   |                   | CHELTUIELI CURENTE   |                       |            | 156.048.280      | 154.593.210 | 154.593.210             | 154.593.210           | 15.947.476         | 138.645.734                        |                        |
|              | 58                   |                    |                       |                   |                   | TITLUL X PROIECTE CU FINANTARE DIN<br>FONDURI EXTERNE NERAMBURSABILE<br>CADRULUI FINANCIAR 2014-2020 |                       |            | 156.048.280      | 154.593.210 | 154.593.210             | 154.593.210           | 15.947.476         | 138.645.734                        |                        |
|              | 58                   | 01                 |                       |                   |                   | Programe din Fondul European de Dezvoltare<br>Regionala (FEDR)                                       |                       |            | 156.048.280      | 154.593.210 | 154.593.210             | 154.593.210           | 15.947.476         | 138.645.734                        |                        |
|              | 58                   | 01                 | 01                    |                   |                   | Finantarea nationala   |                       |            | 35.665.430       | 38.211.850  | 38.211.850              | 38.211.850            | 1.160.121          | 37.051.729                         |                        |
|              | 58                   | 01                 | 02                    |                   |                   | Finantarea externa nerambursabila  |                       |            | 109.434.500      | 101.076.450 | 101.076.450             | 101.076.450           | 3.872.864          | 97.203.586                         |                        |
|              | 58                   | 01                 | 03                    |                   |                   | Cheltuieli neeligibile   |                       |            | 10.948.350       | 15.304.910  | 15.304.910              | 15.304.910            | 10.914.491         | 4.390.419                          |                        |
|              | 70                   |                    |                       |                   |                   | CHELTUIELI DE CAPITAL  | 47.492.270            | 63.901.550 | 47.492.270       | 63.901.550  | 58.391.060              | 58.391.060            | 43.773.049         | 14.618.011                         | 6.062.783              |
|              | 71                   |                    |                       |                   |                   | TITLUL XIII ACTIVE NEFINANCIARE  | 47.492.270            | 63.901.550 | 47.492.270       | 63.901.550  | 58.391.060              | 58.391.060            | 43.773.049         | 14.618.011                         | 6.062.783              |
|              | 71                   | 01                 |                       |                   |                   | Active fixe  | 47.492.270            | 63.901.550 | 47.492.270       | 63.901.550  | 58.391.060              | 58.391.060            | 43.773.049         | 14.618.011                         | 6.062.783              |
|              | 71                   | 01                 | 01                    |                   |                   | Constructii  | 47.492.270            | 63.901.550 | 47.492.270       | 63.901.550  | 58.391.060              | 58.391.060            | 43.773.049         | 14.618.011                         | 5.671.148              |
|              | 71                   | 01                 | 03                    |                   |                   | Mobilier, aparatura biroutica si alte<br>active corporale  |                       |            |                  |             |                         |                       |                    |                                    | 391.635                |
| 6507         |                      |                    |                       |                   |                   | INVATAMANT   | 2.692.280             | 15.289.990 | 20.672.710       | 96.814.550  | 91.304.060              | 91.304.060            | 21.153.714         | 70.150.346                         |                        |
|              | 01                   |                    |                       |                   |                   | CHELTUIELI CURENTE   |                       |            | 17.980.430       | 81.524.560  | 81.524.560              | 81.524.560            | 15.463.789         | 66.060.771                         |                        |
|              | 58                   |                    |                       |                   |                   | TITLUL X PROIECTE CU FINANTARE DIN<br>FONDURI EXTERNE NERAMBURSABILE<br>CADRULUI FINANCIAR 2014-2020 |                       |            | 17.980.430       | 81.524.560  | 81.524.560              | 81.524.560            | 15.463.789         | 66.060.771                         |                        |
|              | 58                   | 01                 |                       |                   |                   | Programe din Fondul European de Dezvoltare<br>Regionala (FEDR)                                       |                       |            | 17.980.430       | 81.524.560  | 81.524.560              | 81.524.560            | 15.463.789         | 66.060.771                         |                        |
|              | 58                   | 01                 | 01                    |                   |                   | Finantarea nationala   |                       |            | 1.605.430        | 4.731.460   | 4.731.460               | 4.731.460             | 910.645            | 3.820.815                          |                        |
|              | 58                   | 01                 | 02                    |                   |                   | Finantarea externa nerambursabila  |                       |            | 5.432.000        | 61.647.450  | 61.647.450              | 61.647.450            | 3.642.578          | 58.004.872                         |                        |
|              | 58                   | 01                 | 03                    |                   |                   | Cheltuieli neeligibile   |                       |            | 10.943.000       | 15.145.650  | 15.145.650              | 15.145.650            | 10.910.566         | 4.235.084                          |                        |





| Capi-<br>tol | Sub-<br>capi-<br>tol | Pa-<br>ra-<br>graf | Gru-<br>pa /<br>Titlu | Ar-<br>ti-<br>col | Ali-<br>ne-<br>at | Denumire indicator   | Credite de angajament |            | Credite bugetare |            | Angajamente<br>bugetare | Angajamente<br>legale | Plati<br>efectuate | Angajamente<br>legale<br>de platit | Cheltuieli<br>efective |
|--------------|----------------------|--------------------|-----------------------|-------------------|-------------------|--|-----------------------|------------|------------------|------------|-------------------------|-----------------------|--------------------|------------------------------------|------------------------|
|              |                      |                    |                       |                   |                   |  | initiale              | definitive | initiale         | definitive |                         |                       |                    |                                    |                        |
| A            |                      |                    |                       |                   |                   | B  | 1                     | 2          | 3                | 4          | 5                       | 6                     | 7                  | 8=6-7                              | 9                      |
|              |                      |                    |                       |                   |                   | Regionala (FEDR)   |                       |            | 2.500            | 2.500      | 2.500                   | 2.500                 |                    | 2.500                              |                        |
|              |                      | 58                 | 01                    | 02                |                   | Finantarea externa nerambursabila  |                       |            | 2.500            | 2.500      | 2.500                   | 2.500                 |                    | 2.500                              |                        |
| 8407         |                      |                    |                       |                   |                   | TRANSPORTURI   | 13.248.140            | 2.751.010  | 143.248.140      | 68.251.010 | 68.251.010              | 68.251.010            |                    | 68.251.010                         |                        |
|              |                      | 01                 |                       |                   |                   | CHELTUIELI CURENTE   |                       |            | 130.000.000      | 65.500.000 | 65.500.000              | 65.500.000            |                    | 65.500.000                         |                        |
|              |                      | 58                 |                       |                   |                   | TITLUL X PROIECTE CU FINANTARE DIN<br>FONDURI EXTERNE NERAMBURSABILE<br>CADRULUI FINANCIAR 2014-2020 |                       |            | 130.000.000      | 65.500.000 | 65.500.000              | 65.500.000            |                    | 65.500.000                         |                        |
|              |                      | 58                 | 01                    |                   |                   | Programe din Fondul European de Dezvoltare<br>Regionala (FEDR)                                       |                       |            | 130.000.000      | 65.500.000 | 65.500.000              | 65.500.000            |                    | 65.500.000                         |                        |
|              |                      | 58                 | 01                    | 01                |                   | Finantarea nationala   |                       |            | 30.000.000       | 30.000.000 | 30.000.000              | 30.000.000            |                    | 30.000.000                         |                        |
|              |                      | 58                 | 01                    | 02                |                   | Finantarea externa nerambursabila  |                       |            | 100.000.000      | 35.500.000 | 35.500.000              | 35.500.000            |                    | 35.500.000                         |                        |
|              |                      | 70                 |                       |                   |                   | CHELTUIELI DE CAPITAL  | 13.248.140            | 2.751.010  | 13.248.140       | 2.751.010  | 2.751.010               | 2.751.010             |                    | 2.751.010                          |                        |
|              |                      | 71                 |                       |                   |                   | TITLUL XIII ACTIVE NEFINANCIARE  | 13.248.140            | 2.751.010  | 13.248.140       | 2.751.010  | 2.751.010               | 2.751.010             |                    | 2.751.010                          |                        |
|              |                      | 71                 | 01                    |                   |                   | Active fixe  | 13.248.140            | 2.751.010  | 13.248.140       | 2.751.010  | 2.751.010               | 2.751.010             |                    | 2.751.010                          |                        |
|              |                      | 71                 | 01                    | 01                |                   | Constructii  | 13.248.140            | 2.751.010  | 13.248.140       | 2.751.010  | 2.751.010               | 2.751.010             |                    | 2.751.010                          |                        |

Conducatorul institutiei,

Conducatorul compartimentului  
financiar-contabil




MUNICIPIUL BUCURESTI

CONTUL DE EXECUTIE AL IMPRUMUTURILOR INTERNE  
31.12.2021

Pag. 1 - lei-

| Capi-<br>tol | Sub-<br>capi-<br>tol | Pa-<br>ra-<br>graf | Gru-<br>pa /<br>Titlu | Ar-<br>ti-<br>col | Ali-<br>ne-<br>at | Denumire indicator   | Credite de angajament |            | Credite bugetare |             | Angajamente<br>bugetare | Angajamente<br>legale | Plati<br>efectuate | Angajamente<br>legale<br>de platit | Cheltuieli<br>efective |
|--------------|----------------------|--------------------|-----------------------|-------------------|-------------------|--|-----------------------|------------|------------------|-------------|-------------------------|-----------------------|--------------------|------------------------------------|------------------------|
|              |                      |                    |                       |                   |                   |  | initiale              | definitive | initiale         | definitive  |                         |                       |                    |                                    |                        |
| A            |                      |                    |                       |                   |                   | B  | 1                     | 2          | 3                | 4           | 5                       | 6                     | 7                  | 8=6-7                              | 9                      |
| 5007         |                      |                    |                       |                   |                   | CREDITE INTERNE  | 47.492.270            | 63.901.550 | 203.540.550      | 218.494.760 | 212.984.270             | 212.984.270           | 59.720.525         | 153.263.745                        | 6.062.783              |
| 6507         |                      |                    |                       |                   |                   | INVATAMANT   | 2.692.280             | 15.289.990 | 20.672.710       | 96.814.550  | 91.304.060              | 91.304.060            | 21.153.714         | 70.150.346                         |                        |
|              | 03                   |                    |                       |                   |                   | Invatamant prescolar si primar   |                       | 1.223.000  | 5.232.280        | 7.731.560   | 7.731.560               | 7.731.560             | 1.222.991          | 6.508.569                          |                        |
|              |                      | 01                 |                       |                   |                   | Invatamant prescolar   |                       | 1.223.000  | 5.232.280        | 7.731.560   | 7.731.560               | 7.731.560             | 1.222.991          | 6.508.569                          |                        |
|              | 04                   |                    |                       |                   |                   | Invatamant secundar  | 2.692.280             | 14.066.990 | 15.440.430       | 89.082.990  | 83.572.500              | 83.572.500            | 19.930.723         | 63.641.777                         |                        |
|              |                      | 01                 |                       |                   |                   | Invatamant secundar inferior   | 2.692.280             | 692.280    | 4.356.550        | 58.622.030  | 58.622.030              | 58.622.030            | 4.059.370          | 54.562.600                         |                        |
|              |                      | 02                 |                       |                   |                   | Invatamant secundar superior   |                       | 13.374.710 | 11.083.880       | 30.460.960  | 24.950.470              | 24.950.470            | 15.871.353         | 9.079.117                          |                        |
| 7007         |                      |                    |                       |                   |                   | LOCUINTE, SERVICII SI DEZVOLTARE PUBLICA                                       | 31.551.850            | 45.860.550 | 39.617.200       | 53.426.700  | 53.426.700              | 53.426.700            | 38.566.811         | 14.859.889                         | 6.062.783              |
|              | 03                   |                    |                       |                   |                   | Locuinte   | 31.551.850            | 45.860.550 | 39.617.200       | 53.426.700  | 53.426.700              | 53.426.700            | 38.566.811         | 14.859.889                         | 5.671.148              |
|              |                      | 01                 |                       |                   |                   | Dezvoltarea sistemului de locuinte   | 31.551.850            | 45.860.550 | 39.617.200       | 53.426.700  | 53.426.700              | 53.426.700            | 38.566.811         | 14.859.889                         | 5.671.148              |
|              | 50                   |                    |                       |                   |                   | Alte servicii in domeniile locuintelor,<br>serviciilor si dezvoltarii comunale |                       |            |                  |             |                         |                       |                    |                                    | 391.635                |
| 7407         |                      |                    |                       |                   |                   | PROTECTIA MEDIULUI   |                       |            | 2.500            | 2.500       | 2.500                   | 2.500                 |                    | 2.500                              |                        |
|              | 06                   |                    |                       |                   |                   | Canalizarea si tratarea apelor reziduale                                       |                       |            | 2.500            | 2.500       | 2.500                   | 2.500                 |                    | 2.500                              |                        |
| 8407         |                      |                    |                       |                   |                   | TRANSPORTURI   | 13.248.140            | 2.751.010  | 143.248.140      | 68.251.010  | 68.251.010              | 68.251.010            |                    | 68.251.010                         |                        |
|              | 03                   |                    |                       |                   |                   | Transport rutier   | 13.248.140            | 2.751.010  | 143.248.140      | 68.251.010  | 68.251.010              | 68.251.010            |                    | 68.251.010                         |                        |
|              |                      | 03                 |                       |                   |                   | Strazi   | 13.248.140            | 2.751.010  | 143.248.140      | 68.251.010  | 68.251.010              | 68.251.010            |                    | 68.251.010                         |                        |





MUNICIPIUL BUCURESTI

DETALIEREA CHELTUIELILOR  
- imprumuturi interne -  
31.12.2021


| Capi-<br>tol | Sub-<br>capi-<br>tol | Pa-<br>ra-<br>graf | Gru-<br>pa /<br>Titlu | Ar-<br>ti-<br>col | Ali-<br>ne-<br>at | Denumire indicator   | Credite de angajament |            | Credite bugetare |             | Angajamente<br>bugetare | Angajamente<br>legale | Plati<br>efectuate | Angajamente<br>legale<br>de platit | Cheltuieli<br>efective |
|--------------|----------------------|--------------------|-----------------------|-------------------|-------------------|--|-----------------------|------------|------------------|-------------|-------------------------|-----------------------|--------------------|------------------------------------|------------------------|
|              |                      |                    |                       |                   |                   |  | initiale              | definitive | initiale         | definitive  |                         |                       |                    |                                    |                        |
| A            |                      |                    |                       |                   |                   | B  | 1                     | 2          | 3                | 4           | 5                       | 6                     | 7                  | 8=6-7                              | 9                      |
| 5007         |                      |                    |                       |                   |                   | CREDITE INTERNE  | 47.492.270            | 63.901.550 | 203.540.550      | 218.494.760 | 212.984.270             | 212.984.270           | 59.720.525         | 153.263.745                        | 6.062.783              |
|              |                      |                    | 01                    |                   |                   | CHELTUIELI CURENTE   |                       |            | 156.048.280      | 154.593.210 | 154.593.210             | 154.593.210           | 15.947.476         | 138.645.734                        |                        |
|              |                      |                    | 58                    |                   |                   | TITLUL X PROIECTE CU FINANTARE DIN<br>FONDURI EXTERNE NERAMBURSABILE<br>CADRULUI FINANCIAR 2014-2020 |                       |            | 156.048.280      | 154.593.210 | 154.593.210             | 154.593.210           | 15.947.476         | 138.645.734                        |                        |
|              |                      |                    | 58                    | 01                |                   | Programe din Fondul European de Dezvoltare<br>Regionala (FEDR)                                       |                       |            | 156.048.280      | 154.593.210 | 154.593.210             | 154.593.210           | 15.947.476         | 138.645.734                        |                        |
|              |                      |                    | 58                    | 01                | 01                | Finantarea nationala   |                       |            | 35.665.430       | 38.211.850  | 38.211.850              | 38.211.850            | 1.160.121          | 37.051.729                         |                        |
|              |                      |                    | 58                    | 01                | 02                | Finantarea externa nerambursabila  |                       |            | 109.434.500      | 101.076.450 | 101.076.450             | 101.076.450           | 3.872.864          | 97.203.586                         |                        |
|              |                      |                    | 58                    | 01                | 03                | Cheltuieli neeligibile   |                       |            | 10.948.350       | 15.304.910  | 15.304.910              | 15.304.910            | 10.914.491         | 4.390.419                          |                        |
|              |                      |                    | 70                    |                   |                   | CHELTUIELI DE CAPITAL  | 47.492.270            | 63.901.550 | 47.492.270       | 63.901.550  | 58.391.060              | 58.391.060            | 43.773.049         | 14.618.011                         | 6.062.783              |
|              |                      |                    | 71                    |                   |                   | TITLUL XIII ACTIVE NEFINANCIARE  | 47.492.270            | 63.901.550 | 47.492.270       | 63.901.550  | 58.391.060              | 58.391.060            | 43.773.049         | 14.618.011                         | 6.062.783              |
|              |                      |                    | 71                    | 01                |                   | Active fixe  | 47.492.270            | 63.901.550 | 47.492.270       | 63.901.550  | 58.391.060              | 58.391.060            | 43.773.049         | 14.618.011                         | 6.062.783              |
|              |                      |                    | 71                    | 01                | 01                | Constructii  | 47.492.270            | 63.901.550 | 47.492.270       | 63.901.550  | 58.391.060              | 58.391.060            | 43.773.049         | 14.618.011                         | 5.671.148              |
|              |                      |                    | 71                    | 01                | 03                | Mobilier, aparatura biroutica si alte<br>active corporale  |                       |            |                  |             |                         |                       |                    |                                    | 391.635                |
| 6507         |                      |                    |                       |                   |                   | INVATAMANT   | 2.692.280             | 15.289.990 | 20.672.710       | 96.814.550  | 91.304.060              | 91.304.060            | 21.153.714         | 70.150.346                         |                        |
|              |                      |                    | 01                    |                   |                   | CHELTUIELI CURENTE   |                       |            | 17.980.430       | 81.524.560  | 81.524.560              | 81.524.560            | 15.463.789         | 66.060.771                         |                        |
|              |                      |                    | 58                    |                   |                   | TITLUL X PROIECTE CU FINANTARE DIN<br>FONDURI EXTERNE NERAMBURSABILE<br>CADRULUI FINANCIAR 2014-2020 |                       |            | 17.980.430       | 81.524.560  | 81.524.560              | 81.524.560            | 15.463.789         | 66.060.771                         |                        |
|              |                      |                    | 58                    | 01                |                   | Programe din Fondul European de Dezvoltare<br>Regionala (FEDR)                                       |                       |            | 17.980.430       | 81.524.560  | 81.524.560              | 81.524.560            | 15.463.789         | 66.060.771                         |                        |
|              |                      |                    | 58                    | 01                | 01                | Finantarea nationala   |                       |            | 1.605.430        | 4.731.460   | 4.731.460               | 4.731.460             | 910.645            | 3.820.815                          |                        |
|              |                      |                    | 58                    | 01                | 02                | Finantarea externa nerambursabila  |                       |            | 5.432.000        | 61.647.450  | 61.647.450              | 61.647.450            | 3.642.578          | 58.004.872                         |                        |
|              |                      |                    | 58                    | 01                | 03                | Cheltuieli neeligibile   |                       |            | 10.943.000       | 15.145.650  | 15.145.650              | 15.145.650            | 10.910.566         | 4.235.084                          |                        |






| Capi-<br>tol | Sub-<br>capi-<br>tol | Pa-<br>ra-<br>graf | Gru-<br>pa /<br>Titlu | Ar-<br>ti-<br>col | Ali-<br>ne-<br>at | Denumire indicator   | Credite de angajament |            | Credite bugetare |            | Angajamente<br>bugetare | Angajamente<br>legale | Plati<br>efectuate | Angajamente<br>legale<br>de platit | Cheltuieli<br>efective |
|--------------|----------------------|--------------------|-----------------------|-------------------|-------------------|--|-----------------------|------------|------------------|------------|-------------------------|-----------------------|--------------------|------------------------------------|------------------------|
|              |                      |                    |                       |                   |                   |  | initiale              | definitive | initiale         | definitive |                         |                       |                    |                                    |                        |
| A            |                      |                    |                       |                   |                   | B  | 1                     | 2          | 3                | 4          | 5                       | 6                     | 7                  | 8=6-7                              | 9                      |
|              |                      |                    |                       |                   |                   | Regionala (FEDR)   |                       |            | 2.500            | 2.500      | 2.500                   | 2.500                 |                    | 2.500                              |                        |
|              |                      |                    | 58                    | 01                | 02                | Finantarea externa nerambursabila  |                       |            | 2.500            | 2.500      | 2.500                   | 2.500                 |                    | 2.500                              |                        |
| 8407         |                      |                    |                       |                   |                   | TRANSPORTURI   | 13.248.140            | 2.751.010  | 143.248.140      | 68.251.010 | 68.251.010              | 68.251.010            |                    | 68.251.010                         |                        |
|              |                      |                    | 01                    |                   |                   | CHELTUIELI CURENTE   |                       |            | 130.000.000      | 65.500.000 | 65.500.000              | 65.500.000            |                    | 65.500.000                         |                        |
|              |                      |                    | 58                    |                   |                   | TITLUL X PROIECTE CU FINANTARE DIN<br>FONDURI EXTERNE NERAMBURSABILE<br>CADRULUI FINANCIAR 2014-2020 |                       |            |                  |            |                         |                       |                    |                                    |                        |
|              |                      |                    | 58                    | 01                |                   | Programe din Fondul European de Dezvoltare<br>Regionala (FEDR)                                       |                       |            | 130.000.000      | 65.500.000 | 65.500.000              | 65.500.000            |                    | 65.500.000                         |                        |
|              |                      |                    | 58                    | 01                | 01                | Finantarea nationala   |                       |            | 30.000.000       | 30.000.000 | 30.000.000              | 30.000.000            |                    | 30.000.000                         |                        |
|              |                      |                    | 58                    | 01                | 02                | Finantarea externa nerambursabila  |                       |            | 100.000.000      | 35.500.000 | 35.500.000              | 35.500.000            |                    | 35.500.000                         |                        |
|              |                      |                    | 70                    |                   |                   | CHELTUIELI DE CAPITAL  | 13.248.140            | 2.751.010  | 13.248.140       | 2.751.010  | 2.751.010               | 2.751.010             |                    | 2.751.010                          |                        |
|              |                      |                    | 71                    |                   |                   | TITLUL XIII ACTIVE NEFINANCIARE  | 13.248.140            | 2.751.010  | 13.248.140       | 2.751.010  | 2.751.010               | 2.751.010             |                    | 2.751.010                          |                        |
|              |                      |                    | 71                    | 01                |                   | Active fixe  | 13.248.140            | 2.751.010  | 13.248.140       | 2.751.010  | 2.751.010               | 2.751.010             |                    | 2.751.010                          |                        |
|              |                      |                    | 71                    | 01                | 01                | Constructii  | 13.248.140            | 2.751.010  | 13.248.140       | 2.751.010  | 2.751.010               | 2.751.010             |                    | 2.751.010                          |                        |

Conducatorul institutiei,



Conducatorul compartimentului  
financiar-contabil





## MUNICIPIUL BUCURESTI

CONTUL DE EXECUTIE AL IMPRUMUTURILOR EXTERNE  
SECTIUNEA DE FUNCTIONARE  
31.12.2021

Pag. 1 - lei-

| Capi-<br>tol | Sub-<br>capi-<br>tol | Pa-<br>ra-<br>graf | Gru-<br>pa /<br>Titlu | Ar-<br>ti-<br>col | Ali-<br>ne-<br>at | Denumire indicator                       | Credite de angajament |            | Credite bugetare |            | Angajamente<br>bugetare | Angajamente<br>legale | Plati<br>efectuate | Angajamente<br>legale<br>de platit | Cheltuieli<br>efective |
|--------------|----------------------|--------------------|-----------------------|-------------------|-------------------|--|-----------------------|------------|------------------|------------|-------------------------|-----------------------|--------------------|------------------------------------|------------------------|
|              |                      |                    |                       |                   |                   |  | initiale              | definitive | initiale         | definitive |                         |                       |                    |                                    |                        |
| A            |                      |                    |                       |                   |                   | B  | 1                     | 2          | 3                | 4          | 5                       | 6                     | 7                  | 8=6-7                              | 9                      |
| * 14         | 84                   | 06                 | 81                    | 01                | 05                | CREDITE EXTERNE                          |                       |            |                  |            |                         |                       |                    |                                    | 162.385                |
|              | 5006                 |                    |                       |                   |                   | TRANSPORTURI                             |                       |            |                  |            |                         |                       |                    |                                    | 324.770                |
|              | 8406                 |                    |                       |                   |                   | OPERATIUNI FINANCIARE                    |                       |            |                  |            |                         |                       |                    |                                    | 324.770                |
|              |                      |                    | 79                    |                   |                   | TITLUL XVII RAMBURSARI DE CREDITE        |                       |            |                  |            |                         |                       |                    |                                    | 324.770                |
|              |                      |                    | 81                    |                   |                   | Rambursari de credite externe            |                       |            |                  |            |                         |                       |                    |                                    | 162.385                |
|              |                      |                    | 81                    | 01                |                   | Sume rambursate aferente alocațiilor din |                       |            |                  |            |                         |                       |                    |                                    | 162.385                |
|              |                      |                    | 81                    | 05                |                   | Fondul de Dezvoltare si Investitii       |                       |            |                  |            |                         |                       |                    |                                    | 162.385                |

Conducatorul institutiei

Conducatorul compartimentului  
financiar contabil





## MUNICIPIUL BUCURESTI

CONTUL DE EXECUTIE AL IMPRUMUTURILOR EXTERNE  
SECTIUNEA DE DEZVOLTARE  
31.12.2021

Pag. 1 - lei-

| Capi-<br>tol | Sub-<br>capi-<br>tol | Pa-<br>ra-<br>graf | Gru-<br>pa /<br>Titlu | Ar-<br>ti-<br>col | Ali-<br>ne-<br>at | Denumire indicator                                | Credite de angajament |             | Credite bugetare |             | Angajamente<br>bugetare | Angajamente<br>legale | Plati<br>efectuate | Angajamente<br>legale<br>de platit | Cheltuieli<br>efective |
|--------------|----------------------|--------------------|-----------------------|-------------------|-------------------|---|-----------------------|-------------|------------------|-------------|-------------------------|-----------------------|--------------------|------------------------------------|------------------------|
|              |                      |                    |                       |                   |                   |   | initiale              | definitive  | initiale         | definitive  |                         |                       |                    |                                    |                        |
| A            |                      |                    |                       |                   |                   | B   | 1                     | 2           | 3                | 4           | 5                       | 6                     | 7                  | 8=6-7                              | 9                      |
| 5006         |                      |                    |                       |                   |                   | CREDITE EXTERNE                                   | 246.058.380           | 244.086.030 | 246.058.380      | 244.086.030 | 244.086.030             | 244.086.030           | 120.389.299        | 123.696.731                        |                        |
| 6706         |                      |                    |                       |                   |                   | CULTURA, RECREERE SI RELIGIE                      | 44.137.360            | 44.137.360  | 44.137.360       | 44.137.360  | 44.137.360              | 44.137.360            |                    | 44.137.360                         |                        |
|              |                      | 70                 |                       |                   |                   | CHELTUIELI DE CAPITAL                             | 44.137.360            | 44.137.360  | 44.137.360       | 44.137.360  | 44.137.360              | 44.137.360            |                    | 44.137.360                         |                        |
|              |                      | 71                 |                       |                   |                   | TITLUL XIII ACTIVE NEFINANCIARE                   | 44.137.360            | 44.137.360  | 44.137.360       | 44.137.360  | 44.137.360              | 44.137.360            |                    | 44.137.360                         |                        |
|              |                      | 71                 | 01                    |                   |                   | Active fixe                                       | 44.137.360            | 44.137.360  | 44.137.360       | 44.137.360  | 44.137.360              | 44.137.360            |                    | 44.137.360                         |                        |
|              |                      | 71                 | 01                    | 01                |                   | Constructii                                       | 44.137.360            | 44.137.360  | 44.137.360       | 44.137.360  | 44.137.360              | 44.137.360            |                    | 44.137.360                         |                        |
| 7006         |                      |                    |                       |                   |                   | LOCUINTE, SERVICII SI DEZVOLTARE PUBLICA          | 166.922.020           | 164.949.670 | 166.922.020      | 164.949.670 | 164.949.670             | 164.949.670           | 120.389.299        | 44.560.371                         |                        |
|              |                      | 70                 |                       |                   |                   | CHELTUIELI DE CAPITAL                             | 166.922.020           | 164.949.670 | 166.922.020      | 164.949.670 | 164.949.670             | 164.949.670           | 120.389.299        | 44.560.371                         |                        |
|              |                      | 71                 |                       |                   |                   | TITLUL XIII ACTIVE NEFINANCIARE                   | 166.922.020           | 164.949.670 | 166.922.020      | 164.949.670 | 164.949.670             | 164.949.670           | 120.389.299        | 44.560.371                         |                        |
|              |                      | 71                 | 01                    |                   |                   | Active fixe                                       | 166.922.020           | 164.949.670 | 166.922.020      | 164.949.670 | 164.949.670             | 164.949.670           | 120.389.299        | 44.560.371                         |                        |
|              |                      | 71                 | 01                    | 01                |                   | Constructii                                       | 143.614.470           | 141.642.120 | 143.614.470      | 141.642.120 | 141.642.120             | 141.642.120           | 120.389.299        | 21.252.821                         |                        |
|              |                      | 71                 | 01                    | 30                |                   | Alte active fixe<br>(inclusiv reparatii capitale) | 23.307.550            | 23.307.550  | 23.307.550       | 23.307.550  | 23.307.550              | 23.307.550            |                    | 23.307.550                         |                        |
| 8406         |                      |                    |                       |                   |                   | TRANSPORTURI                                      | 34.999.000            | 34.999.000  | 34.999.000       | 34.999.000  | 34.999.000              | 34.999.000            |                    | 34.999.000                         |                        |
|              |                      | 70                 |                       |                   |                   | CHELTUIELI DE CAPITAL                             | 34.999.000            | 34.999.000  | 34.999.000       | 34.999.000  | 34.999.000              | 34.999.000            |                    | 34.999.000                         |                        |
|              |                      | 71                 |                       |                   |                   | TITLUL XIII ACTIVE NEFINANCIARE                   | 34.999.000            | 34.999.000  | 34.999.000       | 34.999.000  | 34.999.000              | 34.999.000            |                    | 34.999.000                         |                        |
|              |                      | 71                 | 01                    |                   |                   | Active fixe                                       | 34.999.000            | 34.999.000  | 34.999.000       | 34.999.000  | 34.999.000              | 34.999.000            |                    | 34.999.000                         |                        |
|              |                      | 71                 | 01                    | 01                |                   | Constructii                                       | 34.999.000            | 34.999.000  | 34.999.000       | 34.999.000  | 34.999.000              | 34.999.000            |                    | 34.999.000                         |                        |

ROMANIA  
Conducatorul institutieiConducatorul  
financiar-contabil



MUNICIPIUL BUCURESTI

CONTUL DE EXECUTIE AL IMPRUMUTURILOR EXTERNE  
31.12.2021

Pag. 1 - lei-

| Capi-<br>tol | Sub-<br>capi-<br>tol | Pa-<br>ra-<br>graf | Gru-<br>pa /<br>Titlu | Ar-<br>ti-<br>col | Ali-<br>ne-<br>at | Denumire indicator                       | Credite de angajament |             | Credite bugetare |             | Angajamente<br>bugetare | Angajamente<br>legale | Plati<br>efectuate | Angajamente<br>legale<br>de platit | Cheltuieli<br>efective |
|--------------|----------------------|--------------------|-----------------------|-------------------|-------------------|--|-----------------------|-------------|------------------|-------------|-------------------------|-----------------------|--------------------|------------------------------------|------------------------|
|              |                      |                    |                       |                   |                   |  | initiale              | definitive  | initiale         | definitive  |                         |                       |                    |                                    |                        |
| A            |                      |                    |                       |                   |                   | B  | 1                     | 2           | 3                | 4           | 5                       | 6                     | 7                  | 8=6-7                              | 9                      |
| 5006         |                      |                    |                       |                   |                   | CREDITE EXTERNE                          | 246.058.380           | 244.086.030 | 246.058.380      | 244.086.030 | 244.086.030             | 244.086.030           | 120.389.299        | 123.696.731                        | 162.385                |
| 6706         |                      |                    |                       |                   |                   | CULTURA, RECREERE SI RELIGIE             | 44.137.360            | 44.137.360  | 44.137.360       | 44.137.360  | 44.137.360              | 44.137.360            |                    | 44.137.360                         |                        |
|              | 05                   |                    |                       |                   |                   | Servicii recreative si sportive          | 44.137.360            | 44.137.360  | 44.137.360       | 44.137.360  | 44.137.360              | 44.137.360            |                    | 44.137.360                         |                        |
|              |                      | 03                 |                       |                   |                   | Intretinere gradini publice, parcuri     |                       |             |                  |             |                         |                       |                    |                                    |                        |
|              |                      | 03                 |                       |                   |                   | zone verzi, baze sportive si de agrement | 44.137.360            | 44.137.360  | 44.137.360       | 44.137.360  | 44.137.360              | 44.137.360            |                    | 44.137.360                         |                        |
| 7006         |                      |                    |                       |                   |                   | LOCUINTE, SERVICII SI DEZVOLTARE PUBLICA | 166.922.020           | 164.949.670 | 166.922.020      | 164.949.670 | 164.949.670             | 164.949.670           | 120.389.299        | 44.560.371                         |                        |
|              | 03                   |                    |                       |                   |                   | Locuinte                                 | 166.922.020           | 164.949.670 | 166.922.020      | 164.949.670 | 164.949.670             | 164.949.670           | 120.389.299        | 44.560.371                         |                        |
|              |                      | 01                 |                       |                   |                   | Dezvoltarea sistemului de locuinte       | 166.922.020           | 164.949.670 | 166.922.020      | 164.949.670 | 164.949.670             | 164.949.670           | 120.389.299        | 44.560.371                         |                        |
| 8406         |                      |                    |                       |                   |                   | TRANSPORTURI                             | 34.999.000            | 34.999.000  | 34.999.000       | 34.999.000  | 34.999.000              | 34.999.000            |                    | 34.999.000                         | 162.385                |
|              | 03                   |                    |                       |                   |                   | Transport rutier                         | 34.999.000            | 34.999.000  | 34.999.000       | 34.999.000  | 34.999.000              | 34.999.000            |                    | 34.999.000                         | 162.385                |
|              |                      | 03                 |                       |                   |                   | Strazi                                   | 34.999.000            | 34.999.000  | 34.999.000       | 34.999.000  | 34.999.000              | 34.999.000            |                    | 34.999.000                         | 162.385                |



MUNICIPIUL BUCURESTI

DETALIEREA CHELTUIELILOR  
- imprumuturi externe -  
31.12.2021

| Capi-<br>tol | Sub-<br>capi-<br>tol | Pa-<br>ra-<br>graf | Gru-<br>pa /<br>Titlu | Ar-<br>ti-<br>col | Ali-<br>ne-<br>at | Denumire indicator | Credite de angajament   |             | Credite bugetare |             | Angajamente<br>bugetare | Angajamente<br>legale | Plati<br>efectuate | Angajamente<br>legale<br>de platit | Cheltuieli<br>efective |         |
|--------------|----------------------|--------------------|-----------------------|-------------------|-------------------|--------------------|---|-------------|------------------|-------------|-------------------------|-----------------------|--------------------|------------------------------------|------------------------|---------|
|              |                      |                    |                       |                   |                   |                    | initiale  | definitive  | initiale         | definitive  |                         |                       |                    |                                    |                        |         |
| A            |                      |                    |                       |                   |                   | B                  | 1   | 2           | 3                | 4           | 5                       | 6                     | 7                  | 8=6-7                              | 9                      |         |
| * 14         | 84                   | 06                 | 81                    | 01                | 05                |                    |   |             |                  |             |                         |                       |                    |                                    | 162.385                |         |
|              |                      |                    |                       |                   |                   | 5006               | CREDITE EXTERNE   | 246.058.380 | 244.086.030      | 246.058.380 | 244.086.030             | 244.086.030           | 244.086.030        | 120.389.299                        | 123.696.731            | 162.385 |
|              |                      |                    |                       |                   |                   | 70                 | CHELTUIELI DE CAPITAL   | 246.058.380 | 244.086.030      | 246.058.380 | 244.086.030             | 244.086.030           | 244.086.030        | 120.389.299                        | 123.696.731            |         |
|              |                      |                    |                       |                   |                   | 71                 | TITLUL XIII ACTIVE NEFINANCIARE   | 246.058.380 | 244.086.030      | 246.058.380 | 244.086.030             | 244.086.030           | 244.086.030        | 120.389.299                        | 123.696.731            |         |
|              |                      |                    |                       |                   |                   | 71 01              | Active fixe   | 246.058.380 | 244.086.030      | 246.058.380 | 244.086.030             | 244.086.030           | 244.086.030        | 120.389.299                        | 123.696.731            |         |
|              |                      |                    |                       |                   |                   | 71 01 01           | Constructii   | 222.750.830 | 220.778.480      | 222.750.830 | 220.778.480             | 220.778.480           | 220.778.480        | 120.389.299                        | 100.389.181            |         |
|              |                      |                    |                       |                   |                   | 71 01 30           | Alte active fixe (inclusiv reparatii<br>capitale)                             | 23.307.550  | 23.307.550       | 23.307.550  | 23.307.550              | 23.307.550            | 23.307.550         |                                    | 23.307.550             |         |
|              |                      |                    |                       |                   |                   | 79                 | OPERATIUNI FINANCIARE   |             |                  |             |                         |                       |                    |                                    |                        |         |
|              |                      |                    |                       |                   |                   | 81                 | TITLUL XVII RAMBURSARI DE CREDITE   |             |                  |             |                         |                       |                    |                                    |                        | 162.385 |
|              |                      |                    |                       |                   |                   | 81 01 05           | Rambursari de credite aferente datoriei<br>publice externe locale             |             |                  |             |                         |                       |                    |                                    |                        | 162.385 |
|              |                      |                    |                       |                   |                   | 81 05              | Sume rambursate aferente alocarilor din<br>Fondul de Dezvoltare si Investitii |             |                  |             |                         |                       |                    |                                    |                        | 162.385 |
|              |                      |                    |                       |                   |                   | 6706               | CULTURA, RECREERE SI RELIGIE  | 44.137.360  | 44.137.360       | 44.137.360  | 44.137.360              | 44.137.360            | 44.137.360         |                                    |                        | 162.385 |
|              |                      |                    |                       |                   |                   | 70                 | CHELTUIELI DE CAPITAL   | 44.137.360  | 44.137.360       | 44.137.360  | 44.137.360              | 44.137.360            | 44.137.360         |                                    | 44.137.360             |         |
|              |                      |                    |                       |                   |                   | 71                 | TITLUL XIII ACTIVE NEFINANCIARE   | 44.137.360  | 44.137.360       | 44.137.360  | 44.137.360              | 44.137.360            | 44.137.360         |                                    | 44.137.360             |         |
|              |                      |                    |                       |                   |                   | 71 01              | Active fixe   | 44.137.360  | 44.137.360       | 44.137.360  | 44.137.360              | 44.137.360            | 44.137.360         |                                    | 44.137.360             |         |
|              |                      |                    |                       |                   |                   | 71 01 01           | Constructii   | 44.137.360  | 44.137.360       | 44.137.360  | 44.137.360              | 44.137.360            | 44.137.360         |                                    | 44.137.360             |         |
|              |                      |                    |                       |                   |                   | 7006               | LOCUINTE, SERVICII SI DEZVOLTARE PUBLICA                                      | 166.922.020 | 164.949.670      | 166.922.020 | 164.949.670             | 164.949.670           | 164.949.670        | 120.389.299                        | 44.560.371             |         |
|              |                      |                    |                       |                   |                   | 70                 | CHELTUIELI DE CAPITAL   | 166.922.020 | 164.949.670      | 166.922.020 | 164.949.670             | 164.949.670           | 164.949.670        | 120.389.299                        | 44.560.371             |         |
|              |                      |                    |                       |                   |                   | 71                 | TITLUL XIII ACTIVE NEFINANCIARE   | 166.922.020 | 164.949.670      | 166.922.020 | 164.949.670             | 164.949.670           | 164.949.670        | 120.389.299                        | 44.560.371             |         |
|              |                      |                    |                       |                   |                   | 71 01              | Active fixe   | 166.922.020 | 164.949.670      | 166.922.020 | 164.949.670             | 164.949.670           | 164.949.670        | 120.389.299                        | 44.560.371             |         |
|              |                      |                    |                       |                   |                   | 71 01 01           | Constructii   | 143.614.470 | 141.642.120      | 143.614.470 | 141.642.120             | 141.642.120           | 141.642.120        | 120.389.299                        | 21.252.821             |         |
|              |                      |                    |                       |                   |                   | 71 01 30           | Alte active fixe<br>(inclusiv reparatii capitale)                             | 23.307.550  | 23.307.550       | 23.307.550  | 23.307.550              | 23.307.550            | 23.307.550         |                                    | 23.307.550             |         |



| Capi-<br>tol | Sub-<br>capi-<br>tol | Pa-<br>ra-<br>graf | Gru-<br>pa /<br>Titlu | Ar-<br>ti-<br>col | Ali-<br>ne-<br>at | Denumire indicator  | Credite de angajament |            | Credite bugetare |            | Angajamente<br>bugetare | Angajamente<br>legale | Plati<br>efectuate | Angajamente<br>legale<br>de platit | Cheltuieli<br>efective |
|--------------|----------------------|--------------------|-----------------------|-------------------|-------------------|---|-----------------------|------------|------------------|------------|-------------------------|-----------------------|--------------------|------------------------------------|------------------------|
|              |                      |                    |                       |                   |                   |   | initiale              | definitive | initiale         | definitive |                         |                       |                    |                                    |                        |
| A            |                      |                    |                       |                   |                   | B   | 1                     | 2          | 3                | 4          | 5                       | 6                     | 7                  | 8=6-7                              | 9                      |
| 8406         |                      |                    |                       |                   |                   | TRANSPORTURI  | 34.999.000            | 34.999.000 | 34.999.000       | 34.999.000 | 34.999.000              | 34.999.000            |                    | 34.999.000                         | 162.385                |
|              |                      | 70                 |                       |                   |                   | CHELTUIELI DE CAPITAL   | 34.999.000            | 34.999.000 | 34.999.000       | 34.999.000 | 34.999.000              | 34.999.000            |                    | 34.999.000                         |                        |
|              |                      | 71                 |                       |                   |                   | TITLUL XIII ACTIVE NEFINANCIARE   | 34.999.000            | 34.999.000 | 34.999.000       | 34.999.000 | 34.999.000              | 34.999.000            |                    | 34.999.000                         |                        |
|              |                      | 71                 | 01                    |                   |                   | Active fixe   | 34.999.000            | 34.999.000 | 34.999.000       | 34.999.000 | 34.999.000              | 34.999.000            |                    | 34.999.000                         |                        |
|              |                      | 71                 | 01                    | 01                |                   | Constructii   | 34.999.000            | 34.999.000 | 34.999.000       | 34.999.000 | 34.999.000              | 34.999.000            |                    | 34.999.000                         |                        |
|              |                      | 79                 |                       |                   |                   | OPERATIUNI FINANCIARE   |                       |            |                  |            |                         |                       |                    |                                    | 162.385                |
|              |                      | 81                 |                       |                   |                   | TITLUL XVII RAMBURSARI DE CREDITE   |                       |            |                  |            |                         |                       |                    |                                    | 162.385                |
|              |                      | 81                 | 05                    |                   |                   | Sume rambursate aferente alocarilor din<br>Fondul de Dezvoltare si Investitii |                       |            |                  |            |                         |                       |                    |                                    | 162.385                |

Conducatorul compartimentului